

## 10 Dividend Paying Metals Stocks

<http://www.metalschannel.com/>

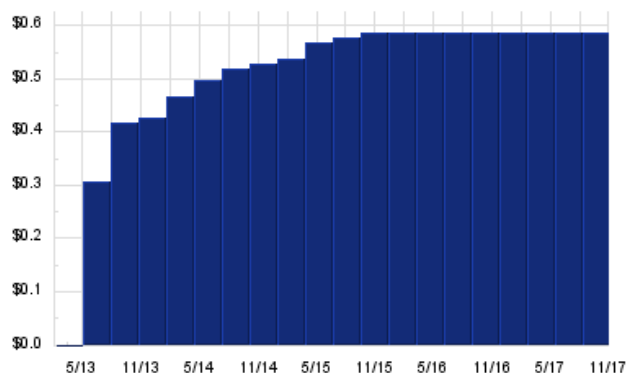
Metals Channel paired our coverage universe of metals stocks, with Dividend Channel's proprietary DividendRank formula, to bring you this list of 10 top ranked dividend paying metals stocks. The DividendRank formula considers a variety of data – dividend history & yield, book value, quarterly earnings – and compares it to the stock's trading data to come up with certain calculations about profitability and about the stock's valuation (whether we think it looks "cheap" or "expensive"). The result is this list of the top most "interesting" ideas that merit further research.



## SXCP — Key Stats

Name:	SunCoke Energy Partners LP
Stock buyback:	SXCP buyback
Website:	<a href="http://www.suncoke.com">www.suncoke.com</a>
Sector:	Metals Fabrication & Products
Number of ETFs Holding SXCP:	2 (see which ones)
Total Market Value Held by ETFs:	\$7,987,605
Total Market Capitalization:	\$897,000,000
% of Market Cap. Held by ETFs:	0.89%

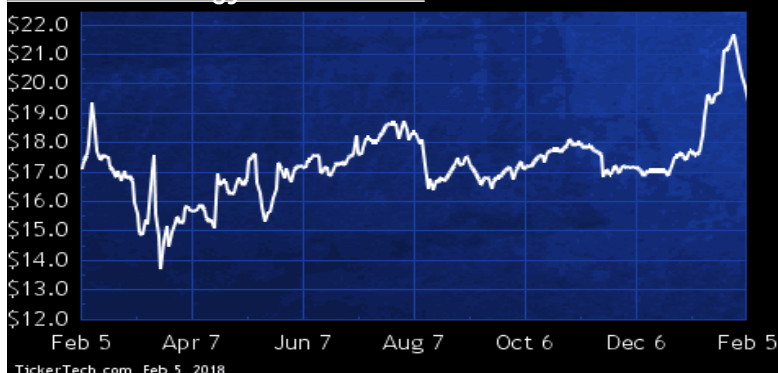
## SXCP Dividend History



TickerTech.com Feb 5, 2018

## SXCP — 12.2% Yield

### SunCoke Energy Partners LP

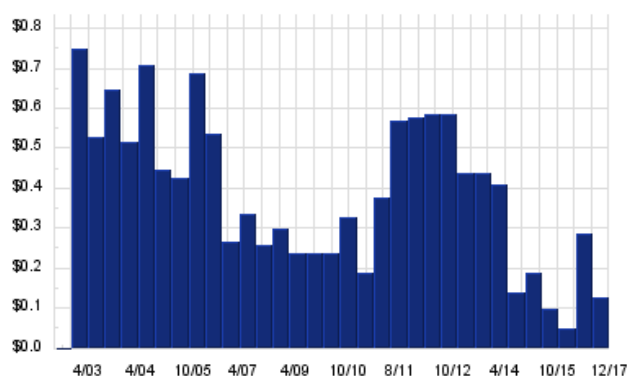


SunCoke Energy Partners primarily produces coke used in the blast furnace production of steel. Co. also provides coal handling and/or mixing services at its Coal Logistics terminals to steel, coke (including some of its domestic cokemaking facilities), electric utility and coal mining customers. Co. has two segments: Domestic Coke and Coal Logistics. Domestic Coke segment consists of Co.'s cokemaking and heat recovery operations located in Franklin Furnace, OH; Middletown, OH; and Granite City, IL. Coal Logistics segment consists of Co.'s coal handling and/or mixing service operations in Convent, LA; Ceredo and Belle, WV; and East Chicago, IN.

## VALE — Key Stats

Name:	Vale SA
Website:	<a href="http://www.vale.com">www.vale.com</a>
Sector:	Non-Precious Metals & Non-Metallic Mining
Number of ETFs Holding VALE:	14 (see which ones)
Total Market Value Held by ETFs:	\$1,119,324,555
Total Market Capitalization:	\$41,935,000,000
% of Market Cap. Held by ETFs:	2.67%

## VALE Dividend History



TickerTech.com Feb 5, 2018

## VALE — 2.0% Yield

### Vale SA

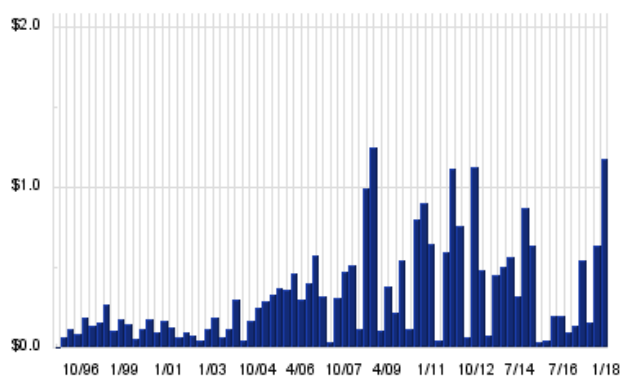


Vale is a producer of iron ore and iron ore pellets, raw materials for steelmaking, and producer of nickel, which is used to produce stainless steel and metal alloys employed in the production of several products. Co. also produces manganese ore, ferroalloys, metallurgical and thermal coal, copper, platinum group metals ("PGMs"), gold, silver, cobalt, potash, phosphates and other fertilizer nutrients. Co. is engaged in greenfield mineral exploration in six countries around the globe. Co. operates in four segments: ferrous minerals, coal, base metals others.

## MSB — Key Stats

Name:	Mesabi Trust
Website:	<a href="http://www.mesabi-trust.com">www.mesabi-trust.com</a>
Sector:	Non-Precious Metals & Non-Metallic Mining
Number of ETFs Holding MSB:	2 (see which ones)
Total Market Value Held by ETFs:	\$19,296
Total Market Capitalization:	\$327,000,000
% of Market Cap. Held by ETFs:	0.01%

## MSB Dividend History



TickerTech.com Feb 5, 2018

## MSB — 19.1% Yield

### Mesabi Trust

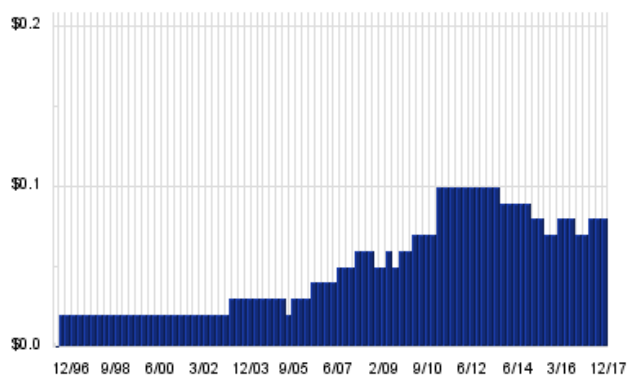


Mesabi Trust is a royalty trust that holds all of the interests formerly owned by Mesabi Iron Company. Co.'s principal assets consist of two different interests in certain properties in the Mesabi Iron Range: Co.'s interest as assignor in the Amended Assignment of Peters Lease and the Amended Assignment of Cloquet Lease, which together cover properties (the Peters Lease Lands and the Cloquet Lease Lands, respectively); and Co.'s ownership of the entire beneficial interest in the Mesabi Land Trust, which has a 20% interest as fee owner in the Peters Lease Lands and a 100% fee ownership in certain non-mineral-bearing lands adjacent to the Peters and Cloquet Lease Lands.

## CCJ — Key Stats

Name:	Cameco Corp.
Website:	<a href="http://www.cameco.com">www.cameco.com</a>
Sector:	Metals & Mining
Number of ETFs Holding CCJ:	3 (see which ones)
Total Market Value Held by ETFs:	\$2,625,679
Total Market Capitalization:	\$3,606,000,000
% of Market Cap. Held by ETFs:	0.07%

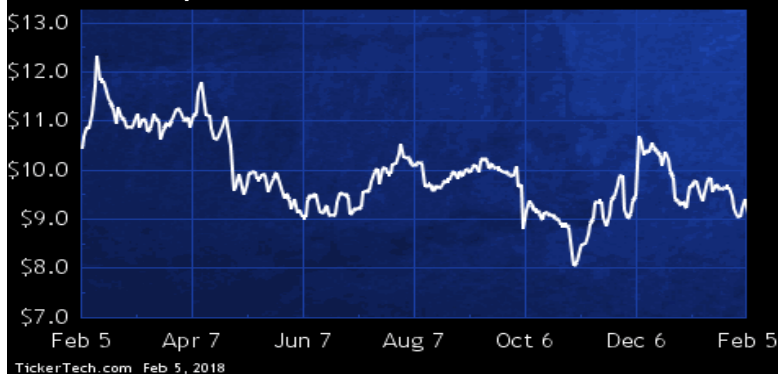
## CCJ Dividend History



TickerTech.com Feb 5, 2018

## CCJ — 4.4% Yield

### Cameco Corp.

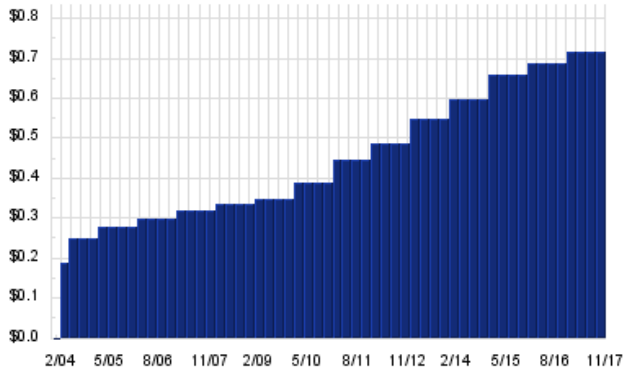


Cameco and its subsidiaries are engaged in the exploration for and the development, mining, refining, conversion and fabrication of uranium for sale as fuel for generating electricity in nuclear power reactors in Canada and other countries. Co. has three reportable segments: uranium, which explores for, mines, mills, purchases, and sells uranium concentrate; fuel services, which refines, converts and fabricates uranium concentrate, and purchases and sells conversion services; and electricity, which generates and sells electricity through its 31.6% interest in the Bruce Power Limited Partnership, which operates four nuclear reactors and manages the overall site in southern Ontario.

## CMP — Key Stats

Name:	Compass Minerals International Inc
Website:	<a href="http://www.compassminerals.com">www.compassminerals.com</a>
Sector:	Metals & Mining
Number of ETFs Holding CMP:	62 (see which ones)
Total Market Value Held by ETFs:	\$493,007,951
Total Market Capitalization:	\$2,363,000,000
% of Market Cap. Held by ETFs:	20.86%

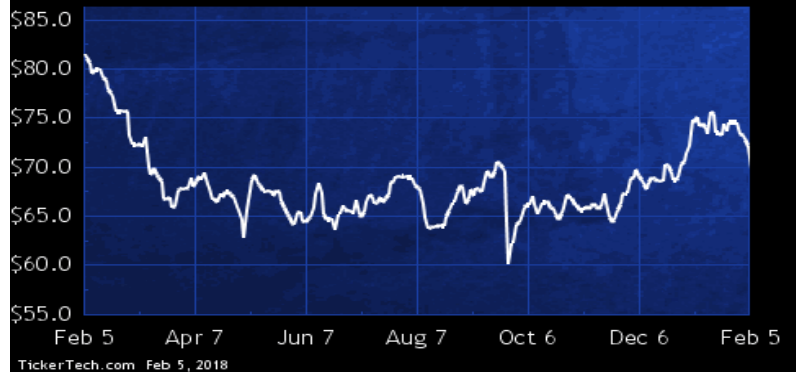
## CMP Dividend History



TickerTech.com Feb 5, 2018

## CMP — 4.1% Yield

### Compass Minerals International Inc

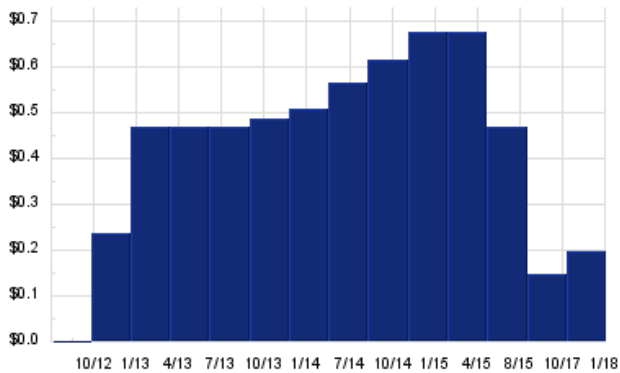


Compass Minerals International is a holding company. Through its wholly owned subsidiaries, Co. is a provider of minerals, including salt, plant nutrition minerals, and chemicals. Co. has three reportable segments: Salt, which products include rock salt, mechanically evaporated salt, solar evaporated salt, brine magnesium chloride and flake magnesium chloride; Plant Nutrition North America, which includes sulfate of potash specialty fertilizer and micronutrients; and Plant Nutrition South America, which manufactures, distributes and markets an array of specialty plant nutrients and supplements developed and formulated from primary and secondary nutrients, micronutrients and biostimulants.

## HCLP — Key Stats

Name:	Hi-Crush Partners LP
Website:	<a href="http://www.hicrushpartners.com">www.hicrushpartners.com</a>
Sector:	Metals & Mining
Number of ETFs Holding HCLP:	2 (see which ones)
Total Market Value Held by ETFs:	\$3,554,801
Total Market Capitalization:	\$1,133,000,000
% of Market Cap. Held by ETFs:	0.31%

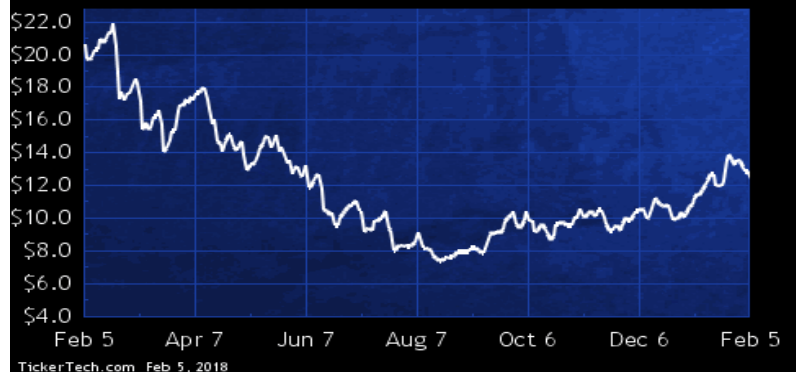
## HCLP Dividend History



TickerTech.com Feb 5, 2018

## HCLP — 6.4% Yield

### Hi-Crush Partners LP

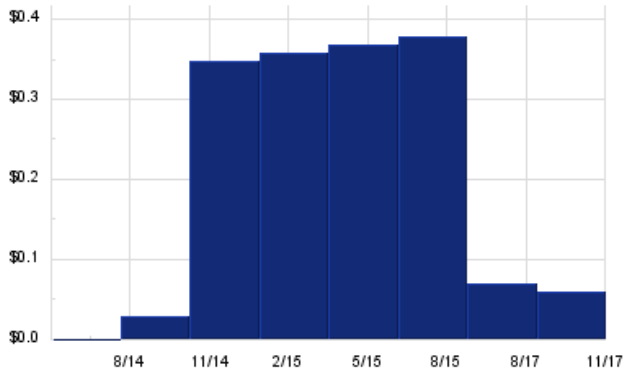


Hi-Crush Partners produces, transports, markets and distributes monocrystalline sand, which is used as a proppant to enhance the recovery rates of hydrocarbons from oil and gas wells. Co.'s reserves, which are located in Wisconsin, consist of Northern White sand. Co. owns and operates a network of terminals and distribution system throughout North America, including its PropStream integrated logistics solution, which delivers proppant into the blender at the well site. Co.'s subsidiary owns and operates a portfolio of sand facilities with on-site wet and dry plant assets, including direct access to major U.S. railroads for distribution to in-basin terminals.

## FELP — Key Stats

Name:	Foresight Energy LP
Website:	<a href="http://www.foresight.com">www.foresight.com</a>
Sector:	Metals & Mining

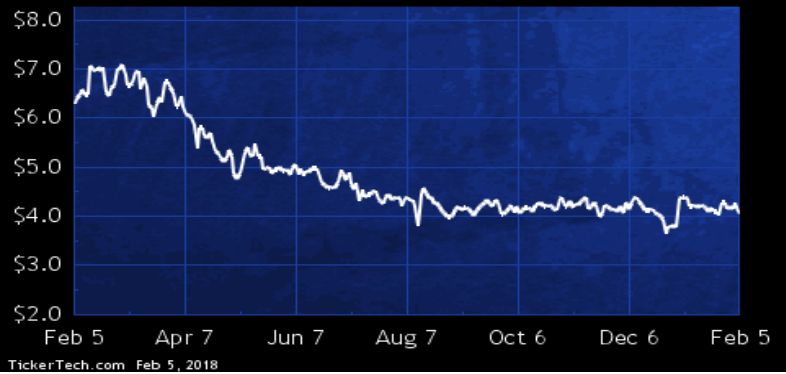
## FELP Dividend History



TickerTech.com Feb 5, 2018

## FELP — 5.9% Yield

### Foresight Energy LP

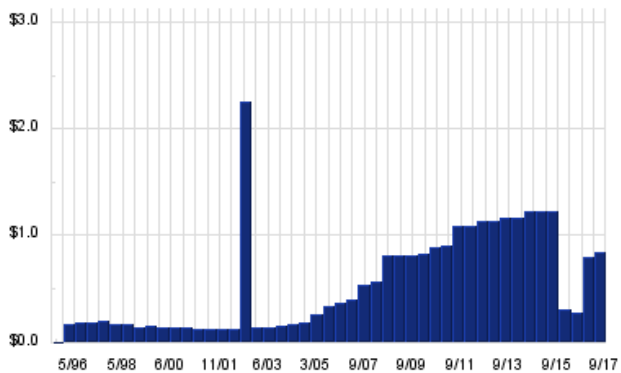


Foresight Energy is engaged in mining and marketing coal from reserves and operations located in the Illinois Basin. Co. controlled 2.1 billion tons of proven and probable coal in the state of Illinois at Dec 31 2016. As of Dec 31 2016, Co. owned four mining complexes where it can operate four longwall mines and one continuous miner operation. Co. markets and sells its coal primarily to electric utility and industrial companies in the eastern half of the U.S. and the international market. Co. sells the majority of its domestic tonnages to electric utilities with installed pollution control devices.

## BHP — Key Stats

Name:	BHP Billiton Ltd.
Website:	<a href="http://www.bhpbilliton.com">www.bhpbilliton.com</a>
Sector:	Non-Precious Metals & Non-Metallic Mining
Number of ETFs Holding BHP:	13 (see which ones)
Total Market Value Held by ETFs:	\$3,355,461,433.46
Total Market Capitalization:	\$30,467,000,000
% of Market Cap. Held by ETFs:	11.01%

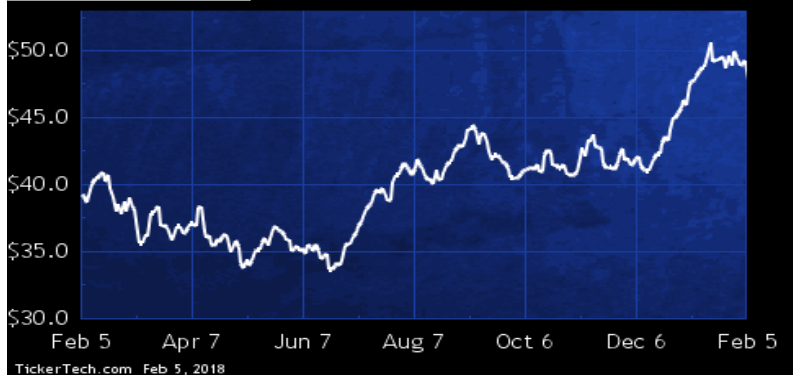
## BHP Dividend History



TickerTech.com Feb 5, 2018

## BHP — 3.6% Yield

### BHP Billiton Ltd.

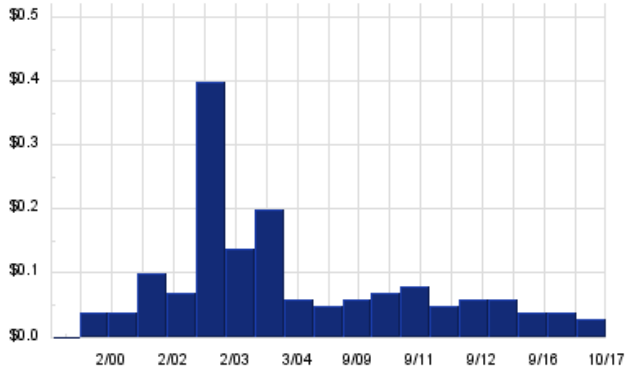


BHP Billiton is a global resources company. Co. operates under a Dual Listed Company (DLC) structure, which consists of the BHP Billiton Limited Group and the BHP Billiton Plc Group, operating as a single economic entity. As of June 30 2017, Co. operated four reportable segments: Petroleum, which is involved in the exploration, development and production of oil and gas; Copper, which is involved in the mining of copper, silver, lead, zinc, molybdenum, uranium and gold; Iron ore, which is involved in the mining of iron ore; and Coal, which is involved in the mining of metallurgical coal and thermal (energy) coal.

## HMV — Key Stats

Name:	Harmony Gold Mining Co. Ltd.
Website:	<a href="http://www.harmony.co.za">www.harmony.co.za</a>
Sector:	Precious Metals
Number of ETFs Holding HMV:	3 (see which ones)
Total Market Value Held by ETFs:	\$78,398,805
Total Market Capitalization:	\$292,000,000
% of Market Cap. Held by ETFs:	26.85%

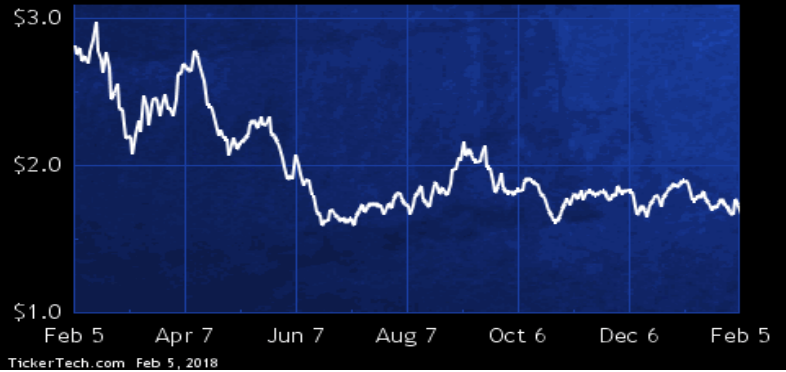
## HMV Dividend History



TickerTech.com Feb 5, 2018

## HMV — 3.0% Yield

### Harmony Gold Mining Co. Ltd.

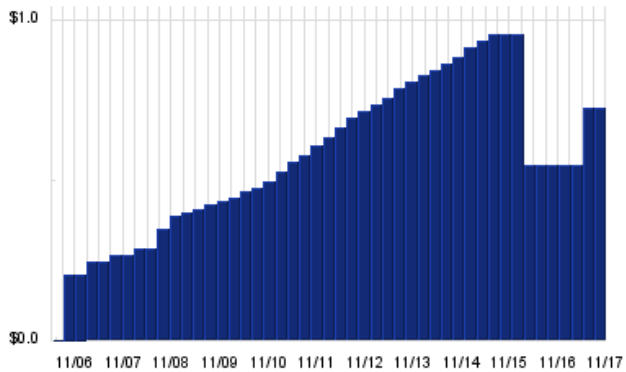


Harmony Gold Mining Company and its subsidiaries are engaged in gold mining and related activities, including exploration, extraction and processing. Co.'s principal product, gold bullion is produced at its operations in Witwatersrand Basin and the Kraaipan Greenstone Belt, South Africa and Morobe Province, Papua New Guinea ("PNG").

## AHGP — Key Stats

Name:	Alliance Holdings Group LP
Website:	<a href="http://www.ahgp.com">www.ahgp.com</a>
Sector:	Metals & Mining
Number of ETFs Holding AHGP:	5 (see which ones)
Total Market Value Held by ETFs:	\$23,745,189.24
Total Market Capitalization:	\$1,728,000,000
% of Market Cap. Held by ETFs:	1.37%

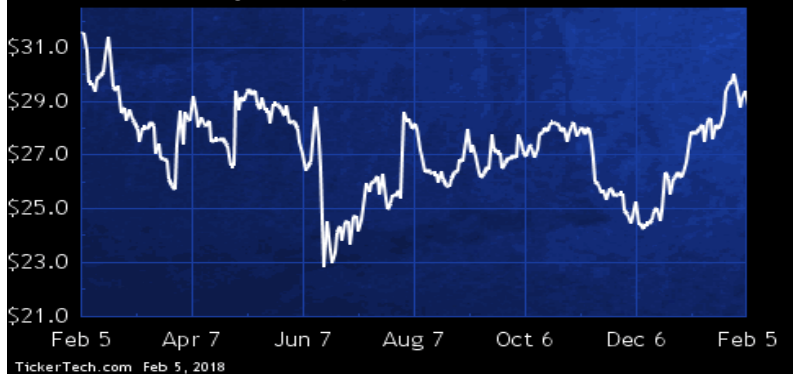
## AHGP Dividend History



TickerTech.com Feb 5, 2018

## AHGP — 10.3% Yield

### Alliance Holdings Group LP



Alliance Holdings Group is a limited partnership. Co. owns, directly and indirectly, 100.0% of the members' interest in Alliance Resource Management GP, LLC, the managing general partner of Alliance Resource Partners, L.P. (ARLP). ARLP and its subsidiaries (collectively referred to as the ARLP Partnership) produce and market coal primarily to U.S. utilities and industrial users. The ARLP Partnership's mining activities are conducted in two geographic regions referred to in the coal industry as the Illinois Basin and Appalachian regions. At Dec 31 2016, the ARLP Partnership had about 1.76 billion tons of coal reserves in Illinois, Indiana, Kentucky, Maryland, Pennsylvania and West Virginia.



Nothing in Dividend Channel is intended to be investment advice, nor does it represent the opinion of, counsel from, or recommendations by BNK Invest Inc. or any of its affiliates, subsidiaries or partners. None of the information contained herein constitutes a recommendation that any particular security, portfolio, transaction, or investment strategy is suitable for any specific person. All viewers agree that under no circumstances will BNK Invest, Inc., its subsidiaries, partners, officers, employees, affiliates, or agents be held liable for any loss or damage caused by your reliance on information obtained. By visiting, using or viewing this site, you agree to the following [Full Disclaimer & Terms of Service](#). Video widget and dividend videos powered by Market News Video. Quote data delayed at least 20 minutes; [data powered by Ticker Technologies](#), and Mergent. [Contact Dividend Channel](#); [Meet Our Editorial Staff](#).