

10 Dividend Paying Metals Stocks

<http://www.metalschannel.com/>

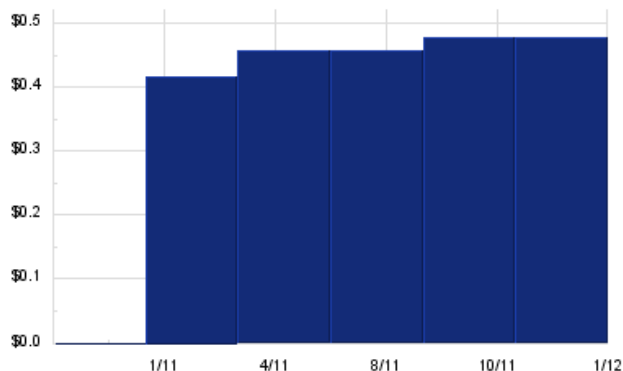
Metals Channel paired our coverage universe of metals stocks, with Dividend Channel's proprietary DividendRank formula, to bring you this list of 10 top ranked dividend paying metals stocks. The DividendRank formula considers a variety of data – dividend history & yield, book value, quarterly earnings – and compares it to the stock's trading data to come up with certain calculations about profitability and about the stock's valuation (whether we think it looks "cheap" or "expensive"). The result is this list of the top most "interesting" ideas that merit further research.



RNO — Key Stats

Name: Rhino Resource Partners LP
 Website: www.rhinolp.com
 Sector: Metals & Mining

RNO Dividend History



TickerTech.com Apr 19, 2012

RNO — 10.7% Yield

Rhino Resource Partners LP



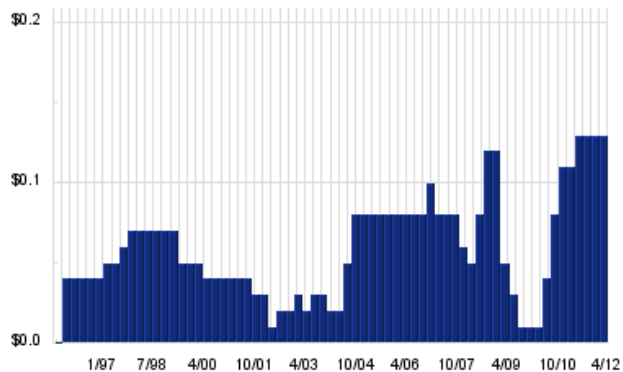
TickerTech.com Apr 19, 2012

Rhino Resource Partners is the parent company of a group engaged in controlling, maintaining, and operating coal properties and related assets. Co. produces, processes, and sells coal primarily to electric utility companies. Co. coal reserves are located in Central Appalachia, Northern Appalachia, Illinois Basin, and the Western Bituminous region. Co. also mines limestone and sells it to construction companies and road builders. Co. provides auxiliary services through its subsidiaries Rhino Trucking, Rhino Services, and Triad Roof Support Systems.

FRD — Key Stats

Name: Friedman Industries, Inc.
 Website: www.friedmanindustries.com
 Sector: Non-Precious Metals & Non-Metallic Mining
 Number of ETFs Holding FRD: 1 (see which ones)
 Total Market Value Held by ETFs: \$53,851
 Total Market Capitalization: \$77,000,000
 % of Market Cap. Held by ETFs: 0.07%

FRD Dividend History



TickerTech.com Apr 19, 2012

FRD — 4.7% Yield

Friedman Industries, Inc.



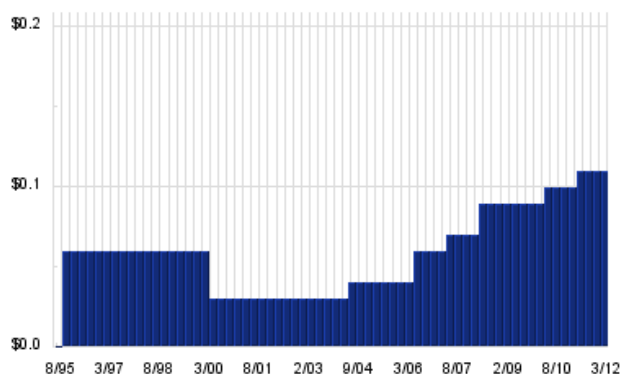
TickerTech.com Apr 19, 2012

Friedman Industries is engaged in steel processing, pipe manufacturing and processing and steel and pipe distribution. As of Mar 31 2011, Co. had two product groups, coil and tubular products. Co. purchases hot-rolled steel coils, processes the coils into flat, finished sheet and plate and sells these products on a wholesale basis. Co. also processes customer-owned coils on a fee basis. Through its Texas Tubular Products Division (TTP), Co. manufactures, purchases, processes and markets tubular products. TTP operates two pipe mills which manufacture line and oil country pipe and also manufacture pipe for structural and piling purposes.

ACI — Key Stats

Name:	Arch Coal, Inc.
Website:	www.archcoal.com
Sector:	Metals & Mining
Number of ETFs Holding ACI:	57 (see which ones)
Total Market Value Held by ETFs:	\$111,783,929.64
Total Market Capitalization:	\$2,173,000,000
% of Market Cap. Held by ETFs:	5.14%

ACI Dividend History



TickerTech.com Apr 19, 2012

ACI — 4.5% Yield

Arch Coal, Inc.

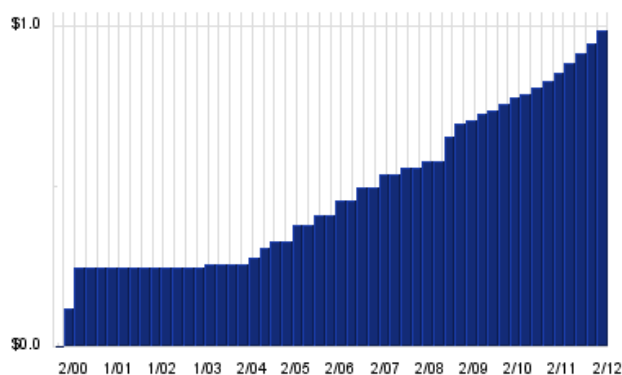


Arch Coal is a coal producer. Co.'s primary business is the production of steam and metallurgical coal from surface and underground mines located throughout the U.S. Co. sells substantially all of its coal to power plants, steel mills and industrial facilities. As of Dec 31 2010, Co. had three reportable business segments, which are based on the low-sulfur coal producing regions in the U.S. in which it operates - the Powder River Basin, located in Wyoming; the Western Bituminous region, located in southern Wyoming, Colorado and Utah; and the Central Appalachia region, located in southern West Virginia, eastern Kentucky and southwestern Virginia.

ARLP — Key Stats

Name:	Alliance Resource Partners, L.P.
Website:	www.arlp.com
Sector:	Metals & Mining
Number of ETFs Holding ARLP:	5 (see which ones)
Total Market Value Held by ETFs:	\$2,983,745
Total Market Capitalization:	\$2,119,000,000
% of Market Cap. Held by ETFs:	0.14%

ARLP Dividend History



TickerTech.com Apr 19, 2012

ARLP — 6.6% Yield

Alliance Resource Partners, L.P.

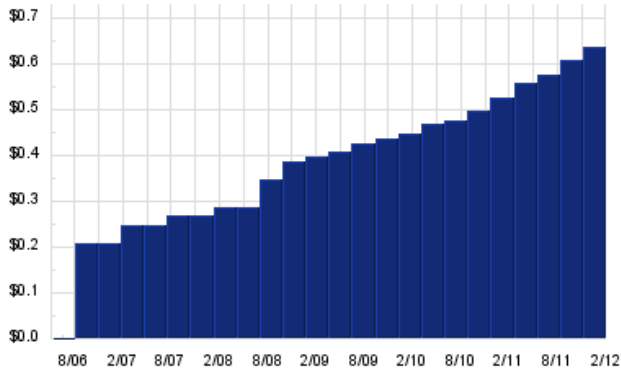


Alliance Resource Partners is a producer and marketer of a range of steam coals with varying sulfur and heat contents primarily to U.S. utilities and industrial users. In addition, Co. develops and markets additional services, which include ash and scrubber sludge removal, coal yard maintenance and arranging alternate transportation services. As of Dec 31 2010, Co. operated nine underground mining complexes in Illinois, Indiana, Kentucky, Maryland, and West Virginia. Also, at such date, Co. had approximately 697.4 million tons of coal reserves in Illinois, Indiana, Kentucky, Maryland, Pennsylvania and West Virginia.

AHGP — Key Stats

Name:	Alliance Holdings Group LP
Website:	www.ahgp.com
Sector:	<u>Metals & Mining</u>
Number of ETFs Holding AHGP:	4 (<u>see which ones</u>)
Total Market Value Held by ETFs:	\$2,388,449
Total Market Capitalization:	\$2,436,000,000
% of Market Cap. Held by ETFs:	0.10%

AHGP Dividend History



TickerTech.com Apr 19, 2012

AHGP — 6.3% Yield

Alliance Holdings Group LP

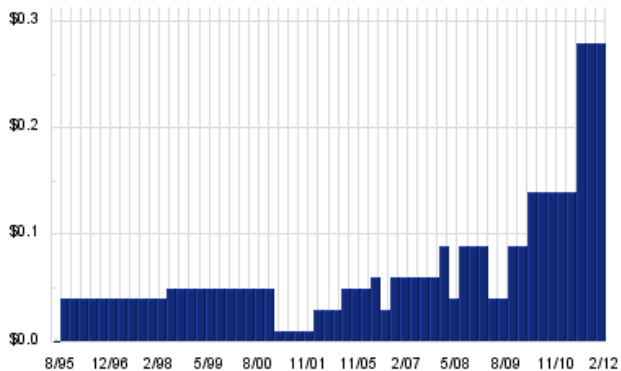


Alliance Holdings Group is a limited partnership. Co. owns 100.0% of the members' interest in Alliance Resource Management GP, LLC, the managing general partner of Alliance Resource Partners, L.P. (ARLP). ARLP conducts substantially all of its business through its wholly-owned subsidiary, Alliance Resource Operating Partners, L.P. ARLP and its subsidiaries (ARLP Partnership) are a producer and marketer of coal primarily to U.S. utilities and industrial users, and produce a range of steam coals with several sulfur and heat contents. As of Dec 31 2010, ARLP Partnership operated nine underground mining complexes in Illinois, Indiana, Kentucky, Maryland, and West Virginia.

CLF — Key Stats

Name:	Cliffs Natural Resources, Inc.
Website:	www.cliffsnaturalresources.com
Sector:	<u>Non-Precious Metals & Non-Metallic Mining</u>
Number of ETFs Holding CLF:	65 (<u>see which ones</u>)
Total Market Value Held by ETFs:	\$379,593,710.03
Total Market Capitalization:	\$10,064,000,000
% of Market Cap. Held by ETFs:	3.77%

CLF Dividend History



TickerTech.com Apr 19, 2012

CLF — 3.6% Yield

Cliffs Natural Resources, Inc.

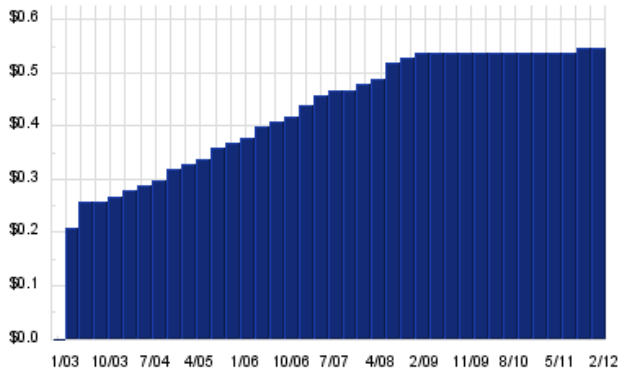


Cliffs Natural Resources is a mining and natural resources company. As of Dec 31 2011, Co. operated five iron ore mines in Michigan and Minnesota, five metallurgical coal mines in West Virginia and Alabama, and one thermal coal mine in West Virginia. Co. also operates two iron ore mines in Eastern Canada. Co.'s Asia Pacific operations are comprised of two iron ore mining complexes in Western Australia, and a 45.0% economic interest in a coking and thermal coal mine in Queensland, Australia. In Latin America, Co. has a 30.0% interest in Amapa, a Brazilian iron ore project, and in Ontario, Canada, Co. has a key chromite project in the pre-feasibility stage of exploration.

NRP — Key Stats

Name:	Natural Resources Partners L.P.
Website:	www.nrplp.com
Sector:	<u>Metals & Mining</u>
Number of ETFs Holding NRP:	1 (see which ones)
Total Market Value Held by ETFs:	\$81,204
Total Market Capitalization:	\$2,554,000,000
% of Market Cap. Held by ETFs:	0.00%

NRP Dividend History



TickerTech.com Apr 19, 2012

NRP — 9.2% Yield

Natural Resources Partners L.P.

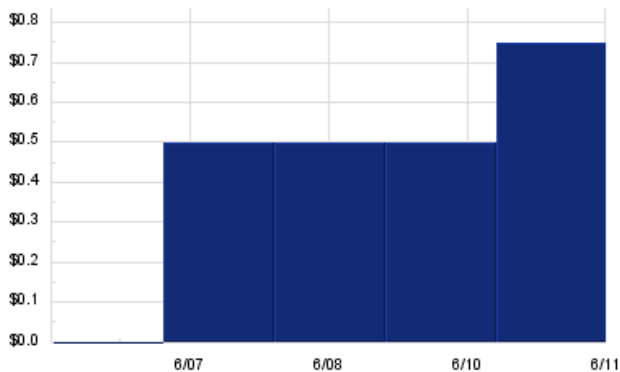


Natural Resource Partners is engaged primarily in the business of owning, managing and leasing mineral properties in the U.S. Co. owns coal reserves in the three U.S. coal-producing regions: Appalachia, the Illinois Basin and the Western U.S., as well as lignite reserves in the Gulf Coast region. As of Dec 31 2010, Co. owned or controlled approximately 2.30 billion tons of proven and probable coal reserves. Co. does not operate any mines, but leases reserves to mine operators under leases that grant the operators the right to mine Co.'s coal reserves in exchange for royalty payments. Co.'s operations are conducted through, and its operating assets are owned by, its subsidiaries.

TX — Key Stats

Name:	Ternium S A
Website:	www.ternium.com
Sector:	<u>Non-Precious Metals & Non-Metallic Mining</u>
Number of ETFs Holding TX:	9 (see which ones)
Total Market Value Held by ETFs:	\$6,257,172.4
Total Market Capitalization:	\$47,087,000,000
% of Market Cap. Held by ETFs:	0.01%

TX Dividend History



TickerTech.com Apr 19, 2012

TX — 3.5% Yield

Ternium S A

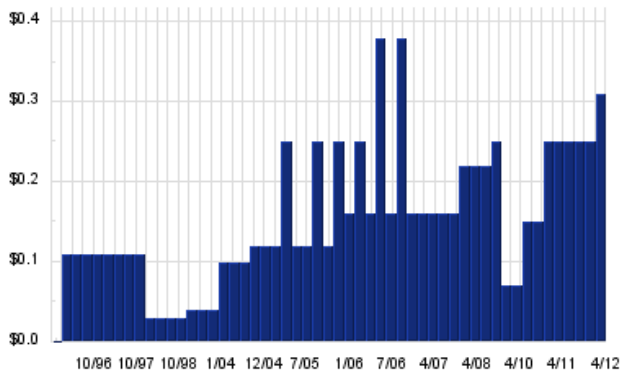


Ternium is a steel company. Co. manufactures and processes a range of value-added steel products, including tinplate, galvanized and electro-galvanized sheets, pre-painted sheets, welded pipes, hot rolled pickled and annealed and cold rolled steel, as well as slit and cut-to-length offerings through its service centers. Co. also produces long steel products such as bars and wire rod. Co.'s customers range from global companies to small enterprises operating in the construction, home appliances, capital goods, containers, food and automotive industries. Co.'s operations are organized in three business segments: flat steel products, long steel products and others.

FCX — Key Stats

Name:	Freeport-McMoRan Copper & Gold Inc.
Website:	www.fcx.com
Sector:	<u>Non-Precious Metals & Non-Metallic Mining</u>
Number of ETFs Holding FCX:	69 (see which ones)
Total Market Value Held by ETFs:	\$1,062,931,240
Total Market Capitalization:	\$35,810,000,000
% of Market Cap. Held by ETFs:	2.97%

FCX Dividend History

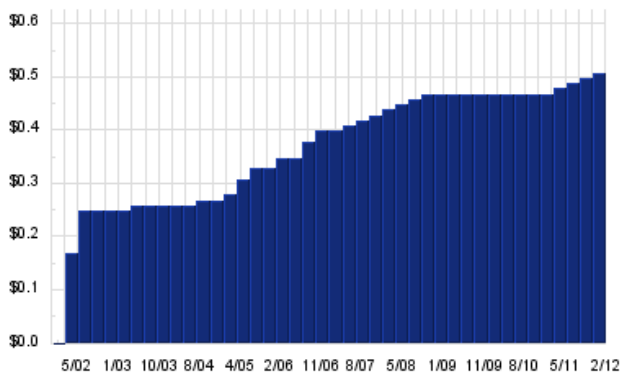


TickerTech.com Apr 19, 2012

PVR — Key Stats

Name:	Penn Virginia Resource Partners, L.P.
Website:	www.pvresource.com
Sector:	<u>Metals & Mining</u>
Number of ETFs Holding PVR:	1 (see which ones)
Total Market Value Held by ETFs:	\$32,848
Total Market Capitalization:	\$2,015,000,000
% of Market Cap. Held by ETFs:	0.00%

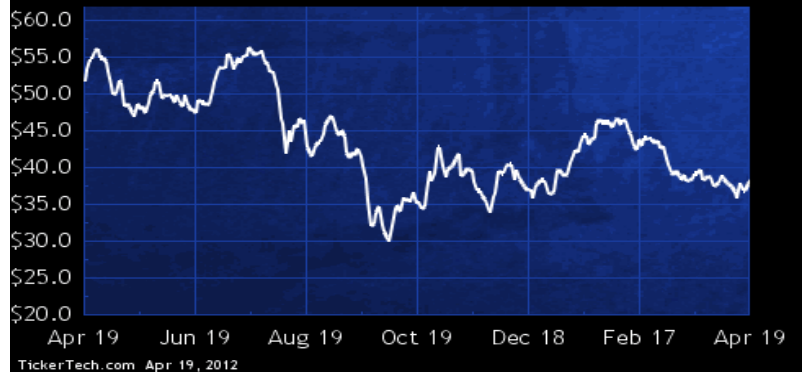
PVR Dividend History



TickerTech.com Apr 19, 2012

FCX — 3.3% Yield

Freeport-McMoRan Copper & Gold Inc.



Freeport-McMoRan Copper & Gold is a copper, gold and molybdenum mining company. Co. has properties located in North America, South America, Africa and Indonesia. Co. operates five primary divisions which includes North America copper mines, South America mining, Indonesia mining, Africa mining and Molybdenum operations. Co.'s products consists of gold; copper products such as copper concentrate, copper cathode, continuous cast copper rod, and other copper products; and molybdenum and molybdenum-based chemicals. Co. also produces cobalt hydroxide, silver, and other metals.

PVR — 8.0% Yield

Penn Virginia Resource Partners, L.P.



Penn Virginia Resource Partners is engaged in the management of coal and natural resource properties and the gathering and processing of natural gas. At Dec 31 2009, Co. conducted its operations in two business segments. The coal and natural resource management segment primarily involves the management and leasing of coal properties and the subsequent collection of royalties. The natural gas midstream segment is engaged in providing natural gas processing, gathering and other related services. At Dec 31 2009, Co. owned or controlled approx. 829,000,000 tons of proven and probable coal reserves located on approx. 497,000 acres in Illinois, Kentucky, New Mexico, Virginia and West Virginia.



Nothing in Dividend Channel is intended to be investment advice, nor does it represent the opinion of, counsel from, or recommendations by BNK Invest Inc. or any of its affiliates, subsidiaries or partners. None of the information contained herein constitutes a recommendation that any particular security, portfolio, transaction, or investment strategy is suitable for any specific person. All viewers agree that under no circumstances will BNK Invest, Inc., its subsidiaries, partners, officers, employees, affiliates, or agents be held liable for any loss or damage caused by your reliance on information obtained.

By visiting, using or viewing this site, you agree to the following [Full Disclaimer & Terms of Service](#). Video widget and dividend videos powered by Market News Video. Quote data delayed at least 20 minutes; [data powered by Ticker Technologies](#), and Mergent. [Contact Dividend Channel](#); [Meet Our Editorial Staff](#).