

10 Dividend Paying Metals Stocks

<http://www.metalschannel.com/>

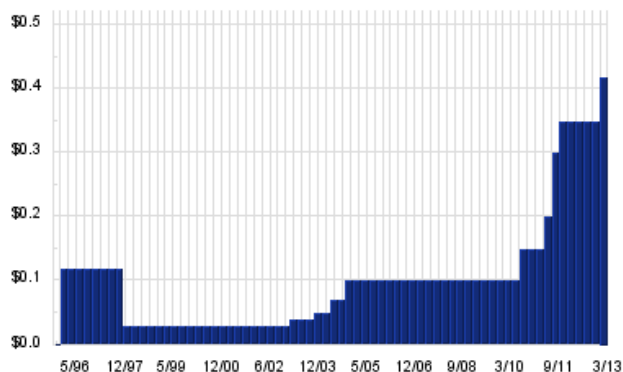
Metals Channel paired our coverage universe of metals stocks, with Dividend Channel's proprietary DividendRank formula, to bring you this list of 10 top ranked dividend paying metals stocks. The DividendRank formula considers a variety of data – dividend history & yield, book value, quarterly earnings – and compares it to the stock's trading data to come up with certain calculations about profitability and about the stock's valuation (whether we think it looks "cheap" or "expensive"). The result is this list of the top most "interesting" ideas that merit further research.



NEM — Key Stats

Name:	Newmont Mining Corp. (Holding Co.)
Website:	www.newmont.com
Sector:	Precious Metals
Number of ETFs Holding NEM:	69 (see which ones)
Total Market Value Held by ETFs:	\$1,074,878,823
Total Market Capitalization:	\$17,888,000,000
% of Market Cap. Held by ETFs:	6.01%

NEM Dividend History



TickerTech.com Apr 16, 2013

NEM — 5.0% Yield

Newmont Mining Corp.



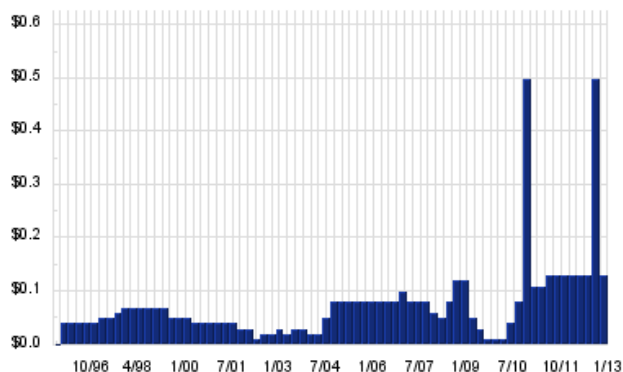
TickerTech.com Apr 16, 2013

Newmont Mining is primarily a gold producer with operations and/or assets in the U.S., Australia, Peru, Indonesia, Ghana, New Zealand and Mexico. Co. is also engaged in the production of copper, principally through Batu Hijau in Indonesia and Boddington in Australia. Co.'s operating segments include: North America, which consists primarily of Nevada in the U.S. and La Herradura in Mexico; South America, which consists primarily of Yanacocha and Conga in Peru; Asia Pacific, which consists primarily of Boddington in Australia, Batu Hijau in Indonesia and other smaller operations in Australia and New Zealand; and Africa, which consists primarily of Ahafo and Akyem in Ghana.

FRD — Key Stats

Name:	Friedman Industries, Inc.
Website:	www.friedmanindustries.com
Sector:	Non-Precious Metals & Non-Metallic Mining
Number of ETFs Holding FRD:	1 (see which ones)
Total Market Value Held by ETFs:	\$53,851
Total Market Capitalization:	\$66,000,000
% of Market Cap. Held by ETFs:	0.08%

FRD Dividend History



TickerTech.com Apr 16, 2013

FRD — 3.4% Yield

Friedman Industries, Inc.



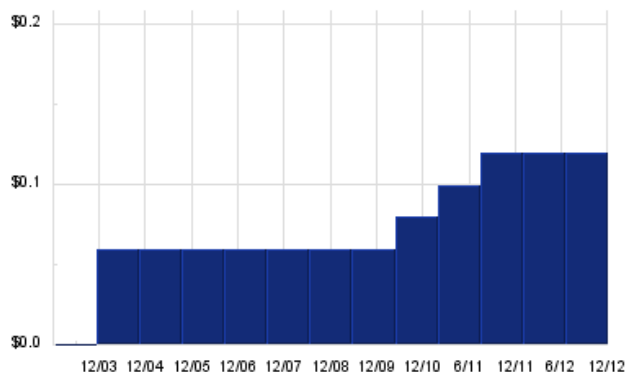
TickerTech.com Apr 16, 2013

Friedman Industries is engaged in the steel processing, pipe manufacturing and processing and steel and pipe distribution business. Co. operates in two product groups: coil, which involve converting steel coils into flat sheet and plate steel cut to customer specifications and reselling steel coils; and tubular, in which it purchases, processes, manufactures and markets tubular products. Co. provides its coil products and processing services to steel distributors and customers fabricating steel products such as storage tanks, steel buildings, and farm machinery and equipment; and sells its tubular products to customers that include steel and pipe distributors, and piling contractors.

IAG — Key Stats

Name:	IAMGold Corp
Website:	www.iamgold.com
Sector:	Precious Metals
Number of ETFs Holding IAG:	13 (see which ones)
Total Market Value Held by ETFs:	\$146,575,128
Total Market Capitalization:	\$2,173,000,000
% of Market Cap. Held by ETFs:	6.75%

IAG Dividend History



TickerTech.com Apr 16, 2013

IAG — 4.8% Yield

IAMGold Corp

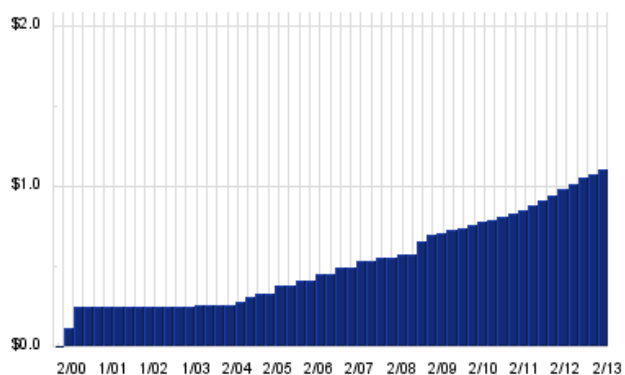


IAMGold is engaged in the exploration for, development and operation of gold mining properties, and the operation of a niobium mine.

ARLP — Key Stats

Name:	Alliance Resource Partners, L.P.
Website:	www.arlp.com
Sector:	Metals & Mining
Number of ETFs Holding ARLP:	5 (see which ones)
Total Market Value Held by ETFs:	\$6,757,221
Total Market Capitalization:	\$2,441,000,000
% of Market Cap. Held by ETFs:	0.28%

ARLP Dividend History



TickerTech.com Apr 16, 2013

ARLP — 6.8% Yield

Alliance Resource Partners, L.P.

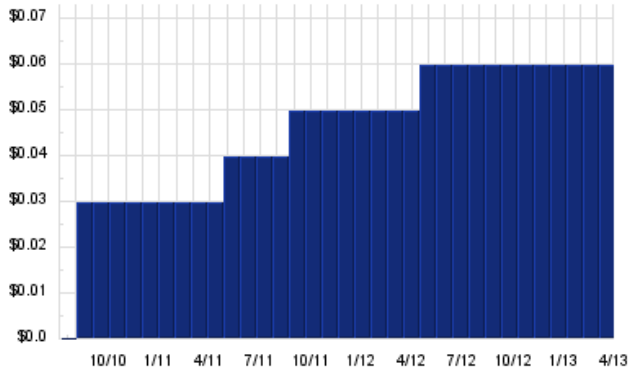


Alliance Resource Partners is a producer and marketer of a range of steam coals with varying sulfur and heat contents primarily to U.S. utilities and industrial users. In addition, Co. develops and markets additional services, which include ash and scrubber sludge removal, coal yard maintenance and arranging alternate transportation services. As of Dec 31 2012, Co. operated 11 underground mining complexes in Illinois, Indiana, Kentucky, Maryland, and West Virginia. Also, at Dec 31 2012, Co. had approximately 919.5 million tons of coal reserves in Illinois, Indiana, Kentucky, Maryland, Pennsylvania and West Virginia.

GORO — Key Stats

Name:	Gold Resource Corp
Website:	www.goldresourcecorp.com
Sector:	Precious Metals
Number of ETFs Holding GORO:	17 (see which ones)
Total Market Value Held by ETFs:	\$4,863,494
Total Market Capitalization:	\$567,000,000
% of Market Cap. Held by ETFs:	0.86%

GORO Dividend History



TickerTech.com Apr 16, 2013

GORO — 7.4% Yield

Gold Resource Corp

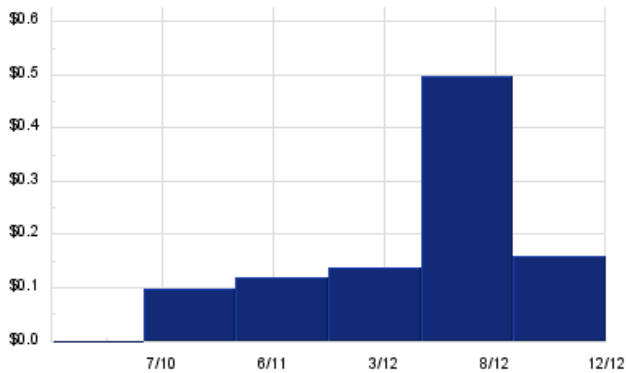


Gold Resource is an exploration stage company engaged in the exploration for and production of gold and silver in Mexico. Co. holds a 100.0% interest in six properties in Mexico's southern State of Oaxaca.

HNRG — Key Stats

Name:	Hallador Energy Co
Website:	www.halladorenergy.com
Sector:	Metals & Mining
Number of ETFs Holding HNRG:	7 (see which ones)
Total Market Value Held by ETFs:	\$41,512
Total Market Capitalization:	\$208,000,000
% of Market Cap. Held by ETFs:	0.02%

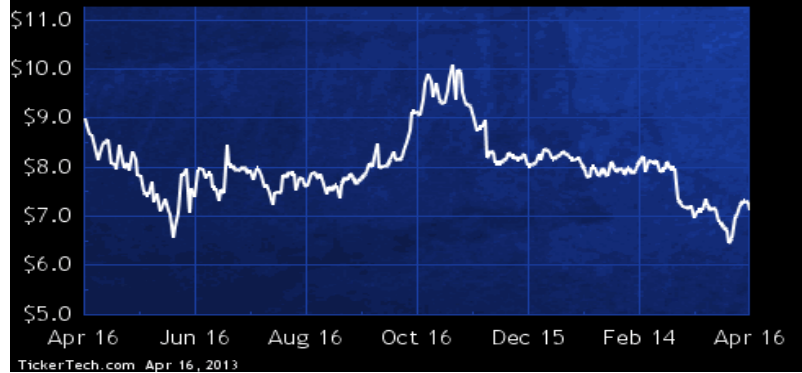
HNRG Dividend History



TickerTech.com Apr 16, 2013

HNRG — 2.2% Yield

Hallador Energy Co

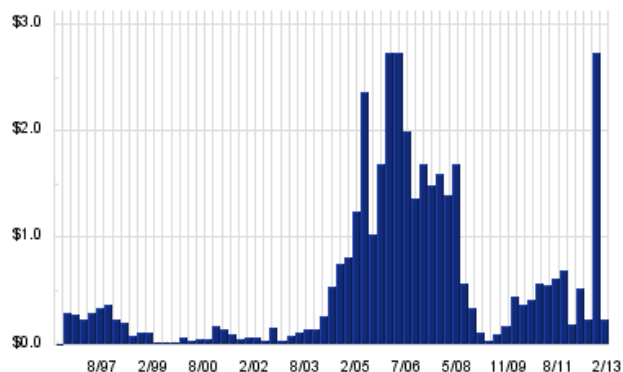


Hallador Energy is engaged in the production of steam coal from an underground mine (the Carlisle mine) in western Indiana. At Dec 31 2011, Co. owned a 45.0% interest in Savoy Energy L.P., an oil and gas company with operations in Michigan, and 50.0% interest in Sunrise Energy LLC, an entity engaged in natural gas operations in the same vicinity as its coal mine. Through its Denver operations, Co. also leases oil and gas mineral rights with the intent to sell the prospects and retain an overriding royalty interest or carried interest. Occasionally, Co. participates in the drilling of oil and gas wells. At Dec 31 2011, Co.'s coal reserves assigned to the Carlisle mine were 46.0 million tons.

SCCO — Key Stats

Name:	Southern Copper Corp
Website:	www.southernperu.com
Sector:	Non-Precious Metals & Non-Metallic Mining
Number of ETFs Holding SCCO:	49 (see which ones)
Total Market Value Held by ETFs:	\$187,248,657
Total Market Capitalization:	\$29,425,000,000
% of Market Cap. Held by ETFs:	0.64%

SCCO Dividend History



TickerTech.com Apr 16, 2013

SCCO — 3.0% Yield

Southern Copper Corp

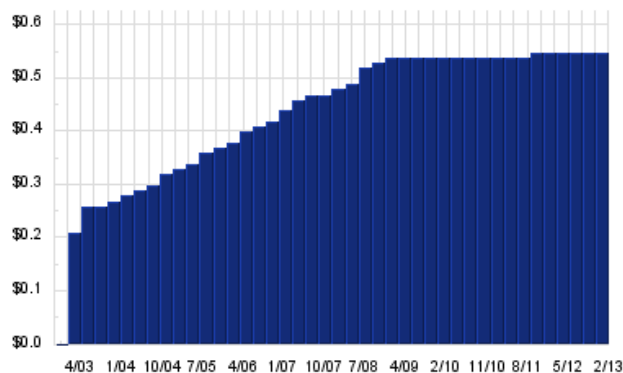


Southern Copper produces copper, molybdenum, zinc and silver. Co.'s mining, smelting and refining facilities are located in Peru and in Mexico, and it conducts exploration activities in those countries and in Argentina, Chile and Ecuador. Co.'s Peruvian copper operations involve mining, milling and flotation of copper ore to produce copper concentrates and molybdenum concentrates; the smelting of copper concentrates to produce anode copper; and the refining of anode copper to produce copper cathodes. Co. also produces molybdenum concentrate and refined silver. Co.'s Mexican operations are primarily engaged in the mining and processing of copper, molybdenum, zinc, silver, gold and lead.

NRP — Key Stats

Name:	Natural Resources Partners L.P.
Website:	www.nrplp.com
Sector:	Metals & Mining
Number of ETFs Holding NRP:	4 (see which ones)
Total Market Value Held by ETFs:	\$7,332,396
Total Market Capitalization:	\$2,623,000,000
% of Market Cap. Held by ETFs:	0.28%

NRP Dividend History



TickerTech.com Apr 16, 2013

NRP — 9.5% Yield

Natural Resources Partners L.P.

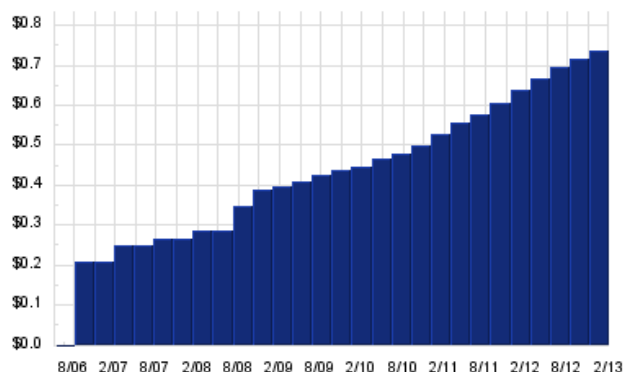


Natural Resource Partners is engaged primarily in the business of owning, managing and leasing mineral properties in the U.S. Co. owns coal reserves in three U.S. coal-producing regions: Appalachia, the Illinois Basin and the Western U.S., as well as lignite reserves in the Gulf Coast region. As of Dec 31 2011, Co. owned or controlled approximately 2.30 billion tons of proven and probable coal reserves, and also owned about 380.0 million tons of aggregate reserves in a number of states across the U.S. Co. does not operate any mines, but leases reserves to mine operators under leases that grant the operators the right to mine and sell Co.'s reserves in exchange for royalty payments.

AHGP — Key Stats

Name:	Alliance Holdings Group LP
Website:	www.ahgp.com
Sector:	Metals & Mining
Number of ETFs Holding AHGP:	4 (see which ones)
Total Market Value Held by ETFs:	\$7,994,383
Total Market Capitalization:	\$3,113,000,000
% of Market Cap. Held by ETFs:	0.26%

AHGP Dividend History



TickerTech.com Apr 16, 2013

AHGP — 5.8% Yield

Alliance Holdings Group LP

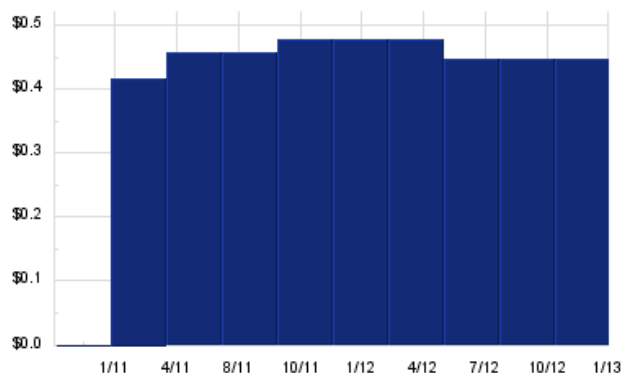


Alliance Holdings Group is a limited partnership. Co. owns 100.0% of the members' interest in Alliance Resource Management GP, LLC, the managing general partner of Alliance Resource Partners, L.P. (ARLP). Co., ARLP, and its subsidiaries (collectively, ARLP Partnership), produces and markets coal. At Dec 31 2011, the ARLP Partnership operated 10 underground mining complexes in Illinois, Indiana, Kentucky, Maryland, and West Virginia, including the Tunnel Ridge mine in West Virginia. The ARLP Partnership also is constructing a new mine in southern Indiana, operate a coal loading terminal on the Ohio River at Mt. Vernon, IN and is developing the White Oak mining complex in southern Illinois.

RNO — Key Stats

Name:	Rhino Resource Partners LP
Website:	www.rhinolp.com
Sector:	Metals & Mining
Number of ETFs Holding RNO:	4 (see which ones)
Total Market Value Held by ETFs:	\$893,799
Total Market Capitalization:	\$212,000,000
% of Market Cap. Held by ETFs:	0.42%

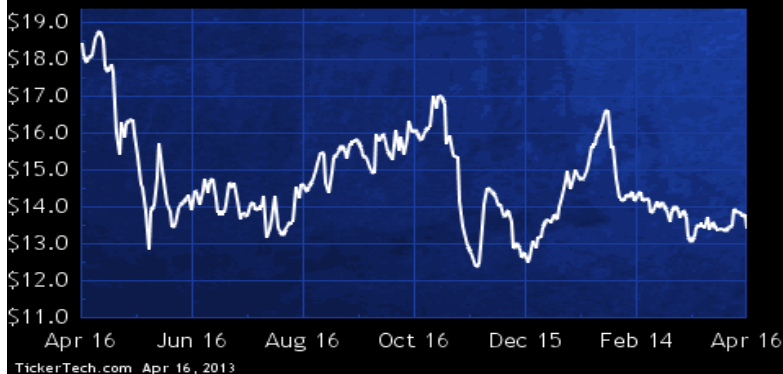
RNO Dividend History



TickerTech.com Apr 16, 2013

RNO — 13.3% Yield

Rhino Resource Partners LP



Rhino Resource Partners is engaged in controlling and operating coal properties and investing in other natural resource assets. Co. produces, processes, and sells coal of various steam and metallurgical grades. Co. also mines limestone. In addition to its mining operations, Co. operates several subsidiaries which provide auxiliary services for its coal mining operations. As of Dec 31 2011, Co. controlled an estimated 437.0 million tons of proven and probable reserves. As of Dec 31 2011, Rhino Eastern LLC, a joint venture in which Co. owned a 51% membership interest and for which Co. served as manager, controlled an estimated 43.4 million tons of proven and probable coal reserves.

 **METALS Channel**

 **Dividend Channel**

Nothing in Dividend Channel is intended to be investment advice, nor does it represent the opinion of, counsel from, or recommendations by BNK Invest Inc. or any of its affiliates, subsidiaries or partners. None of the information contained herein constitutes a recommendation that any particular security, portfolio, transaction, or investment strategy is suitable for any specific person. All viewers agree that under no circumstances will BNK Invest, Inc., its subsidiaries, partners, officers, employees, affiliates, or agents be held liable for any loss or damage caused by your reliance on information obtained. By visiting, using or viewing this site, you agree to the following [Full Disclaimer & Terms of Service](#). Video widget and dividend videos powered by Market News Video. Quote data delayed at least 20 minutes; [data powered by Ticker Technologies](#), and Mergent. [Contact Dividend Channel!](#) [Meet Our Editorial Staff](#).