

## 10 Dividend Paying Metals Stocks

<http://www.metalschannel.com/>

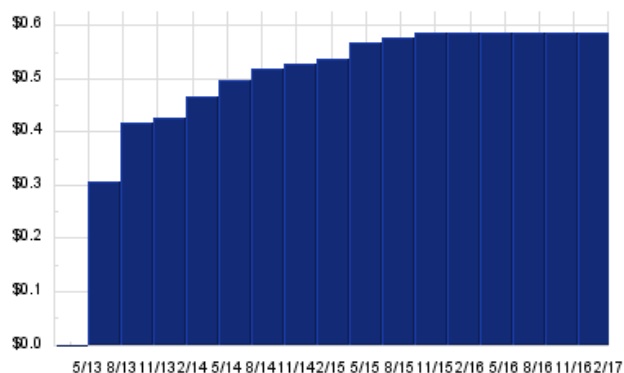
Metals Channel paired our coverage universe of metals stocks, with Dividend Channel's proprietary DividendRank formula, to bring you this list of 10 top ranked dividend paying metals stocks. The DividendRank formula considers a variety of data – dividend history & yield, book value, quarterly earnings – and compares it to the stock's trading data to come up with certain calculations about profitability and about the stock's valuation (whether we think it looks "cheap" or "expensive"). The result is this list of the top most "interesting" ideas that merit further research.



## SXCP — Key Stats

Name:	SunCoke Energy Partners LP
Stock buyback:	SXCP buyback
Website:	<a href="http://www.suncoke.com">www.suncoke.com</a>
Sector:	Metals Fabrication & Products
Number of ETFs Holding SXCP:	2 (see which ones)
Total Market Value Held by ETFs:	\$3,172,256
Total Market Capitalization:	\$707,000,000
% of Market Cap. Held by ETFs:	0.45%

## SXCP Dividend History



TickerTech.com Apr 4, 2017

## SXCP — 15.0% Yield

### SunCoke Energy Partners LP

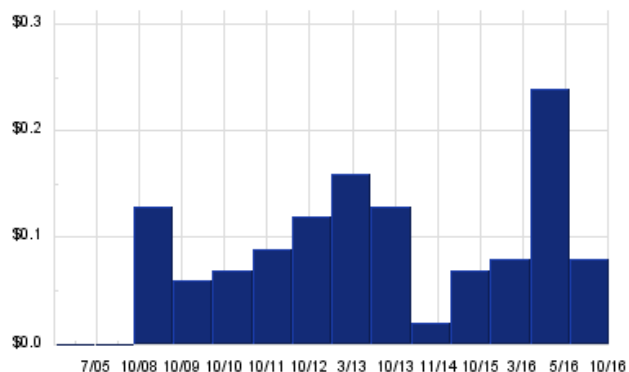


SunCoke Energy Partners primarily produces coke used in the blast furnace production of steel. Co. also provides coal handling and/or mixing services at its Coal Logistics terminals to steel, coke, electric utility and coal mining customers. Co. has two segments: Domestic Coke and Coal Logistics. Domestic Coke consists of its cokemaking and heat recovery operations located in Franklin Furnace, OH; Middletown, OH; and Granite City, IL. Coal Logistics consists of Co.'s coal handling and mixing service operations in East Chicago, IN; Ceredo, WV; Belle, WV; Catlettsburg, KY; and Convent, LA.

## DRD — Key Stats

Name:	DRDGold Ltd
Website:	<a href="http://www.drdgold.com">www.drdgold.com</a>
Sector:	Precious Metals
Number of ETFs Holding DRD:	1 (see which ones)
Total Market Value Held by ETFs:	\$34,546,011
Total Market Capitalization:	\$89,000,000
% of Market Cap. Held by ETFs:	38.82%

## DRD Dividend History



TickerTech.com Apr 4, 2017

## DRD — 6.6% Yield

### DRDGold Ltd

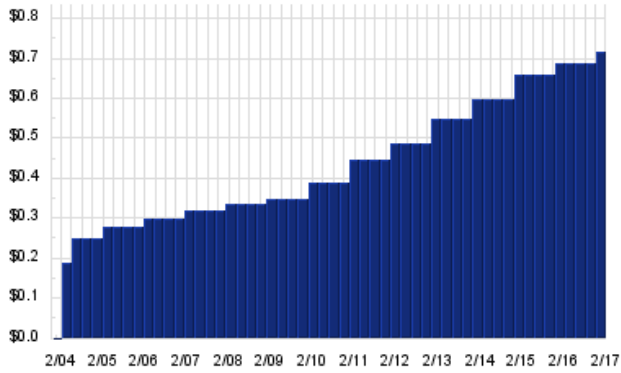


DRDGold is a gold mining company engaged in underground and surface gold mining including exploration, extraction, processing and smelting. Co.'s segments include: Blyvoor, which incorporates the Doornfontein mine, situated on the north-western edge of the Witwatersrand Basin; Crown, which is a surface retreatment operation and treats old slime and sand dumps to the south of Johannesburg's CBD; and Ergo, which consists of Phase 1, a surface retreatment operation which treats East Rand Proprietary Mines Limited's old slime dumps and Phase 2, which explores, evaluates and processes surface uranium- and sulfur bearing tailings on the East and Central Rand goldfields of South Africa.

## CMP — Key Stats

Name:	Compass Minerals International Inc
Website:	<a href="http://www.compassminerals.com">www.compassminerals.com</a>
Sector:	Metals & Mining
Number of ETFs Holding CMP:	65 (see which ones)
Total Market Value Held by ETFs:	\$271,801,151
Total Market Capitalization:	\$2,295,000,000
% of Market Cap. Held by ETFs:	11.84%

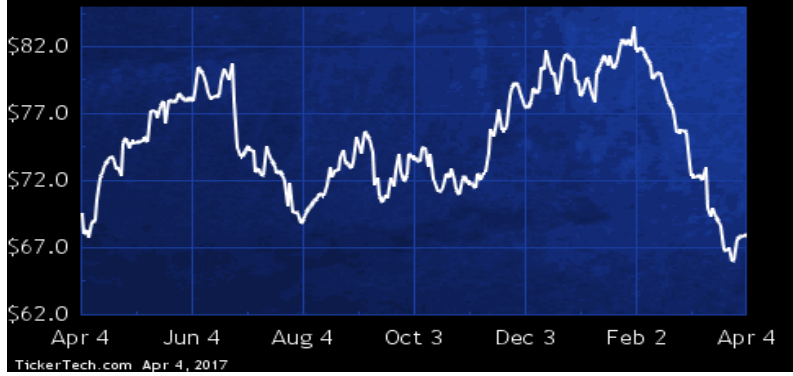
## CMP Dividend History



TickerTech.com Apr 4, 2017

## CMP — 4.2% Yield

### Compass Minerals International Inc

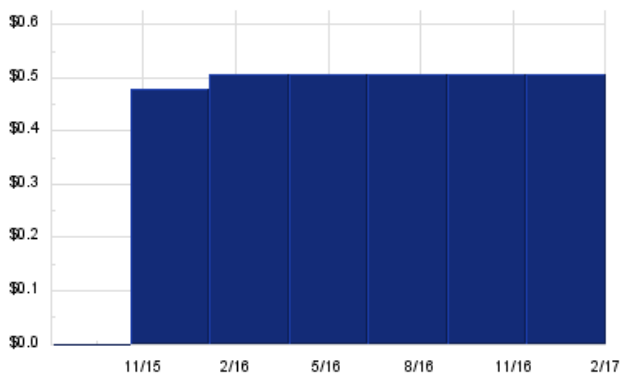


Compass Minerals International is a holding company, which produces and markets minerals, such as salt, sulfate of potash specialty fertilizer magnesium chloride and micronutrients. Co. also sells micronutrient products under its Wolf Trax brand. Additionally, Co. produces and markets consumer deicing and water conditioning products, ingredients used in consumer and commercial food preparation, and other mineral-based products for consumer, agricultural and industrial applications. In the U.K., Co. operates a records management business utilizing excavated areas of its Winsford salt mine with one other locations in London, England. Co. has two segments: salt, and plant nutrition.

## CNXC — Key Stats

Name:	CNX Coal Resources LP
Website:	<a href="http://www.cnxlp.com">www.cnxlp.com</a>
Sector:	Metals & Mining
Number of ETFs Holding CNXC:	1 (see which ones)
Total Market Value Held by ETFs:	\$56,138
Total Market Capitalization:	\$193,000,000
% of Market Cap. Held by ETFs:	0.03%

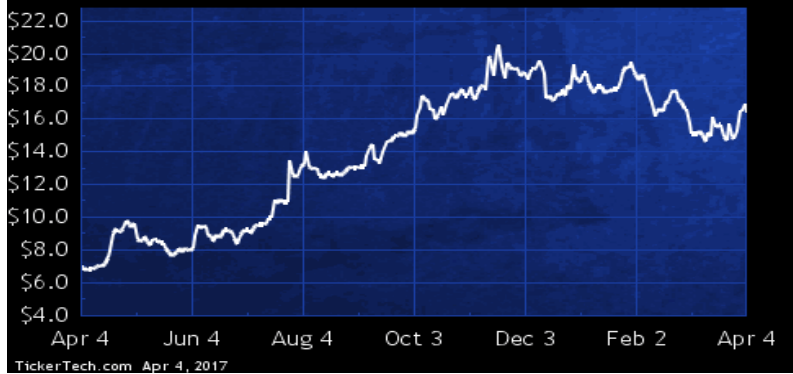
## CNXC Dividend History



TickerTech.com Apr 4, 2017

## CNXC — 12.5% Yield

### CNX Coal Resources LP

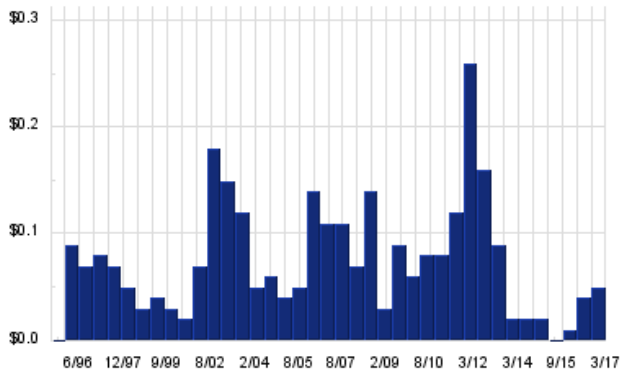


CNX Coal Resources manages and develops thermal coal operations. As of Dec 31 2015, Co.'s subsidiary, CNX Operating LLC, owns a 20.0% undivided interest in the Pennsylvania mining complex.

## GFI — Key Stats

Name:	Gold Fields Ltd.
Website:	<a href="http://www.goldfields.co.za">www.goldfields.co.za</a>
Sector:	Precious Metals
Number of ETFs Holding GFI:	9 (see which ones)
Total Market Value Held by ETFs:	\$214,145,076
Total Market Capitalization:	\$1,900,000,000
% of Market Cap. Held by ETFs:	11.27%

## GFI Dividend History



TickerTech.com Apr 4, 2017

## GFI — 2.5% Yield

### Gold Fields Ltd.

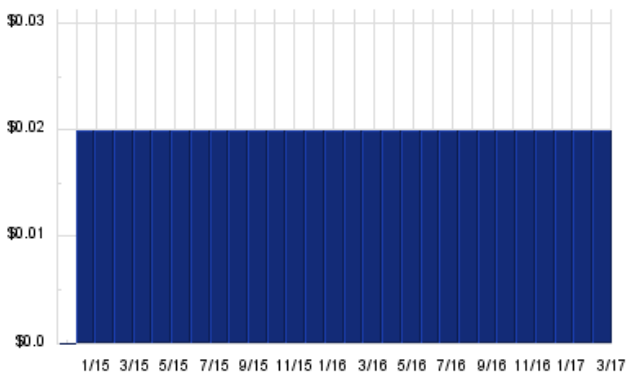


Gold Fields is engaged in underground and surface gold and copper mining and related activities, including exploration, development, extraction, processing and smelting. Co. is a producer of gold and a major holder of gold reserves in South Africa, Ghana, Australia and Peru. Co. also produces copper in Peru. In addition, Co. also has an interest in a platinum group metal (and associated by-product metals) exploration project in Finland. Co. maintains attributable proven and probable gold and copper reserves of approx. 48.6 million ounces of gold and 708 million pounds of copper.

## TAHO — Key Stats

Name:	Tahoe Resources Inc.
Website:	<a href="http://www.tahoeresourcesinc.com">www.tahoeresourcesinc.com</a>
Sector:	Precious Metals
Number of ETFs Holding TAHO:	15 (see which ones)
Total Market Value Held by ETFs:	\$189,638,860
Total Market Capitalization:	\$1,808,000,000
% of Market Cap. Held by ETFs:	10.49%

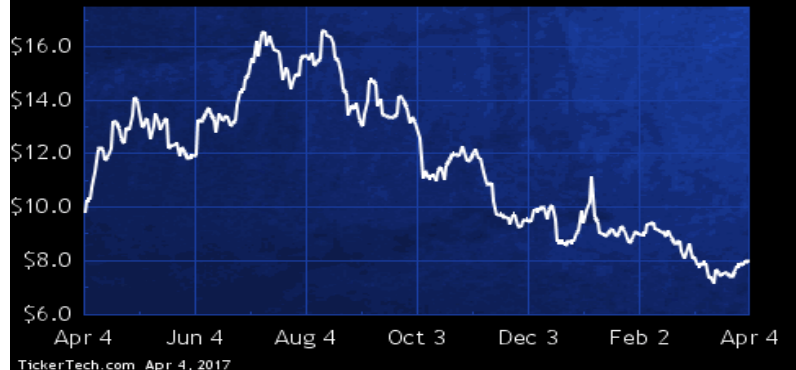
## TAHO Dividend History



TickerTech.com Apr 4, 2017

## TAHO — 3.0% Yield

### Tahoe Resources Inc.

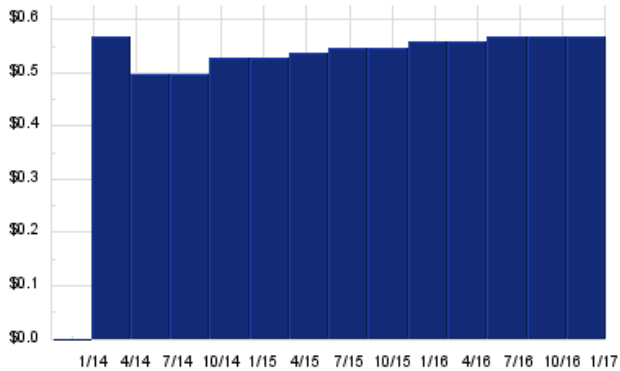


Tahoe Resources is engaged in the operation of mineral properties for the mining of precious metals and the acquisition, exploration and development of mineral interests in the Americas.

## CINR — Key Stats

Name: Ciner Resources LP  
 Website: [www.ociresources.com](http://www.ociresources.com)  
 Sector: Metals & Mining

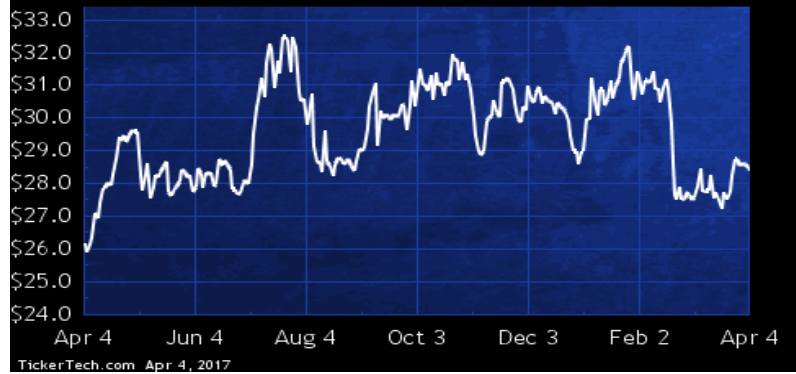
## CINR Dividend History



TickerTech.com Apr 4, 2017

## CINR — 8.0% Yield

### Ciner Resources LP

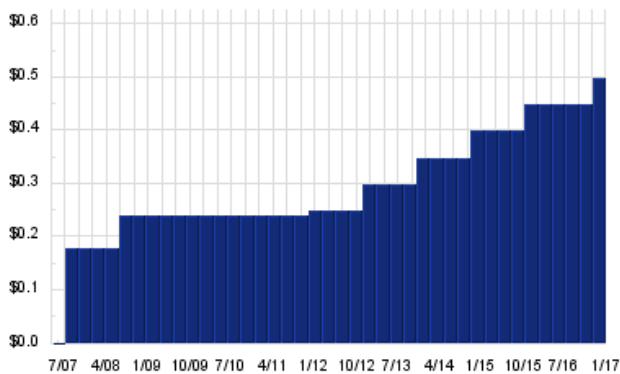


Ciner Resources, as of Dec 31 2015, owned 51% membership interest in Ciner Wyoming LLC (Ciner Wyoming). Ciner Wyoming is a producer of soda ash, serving a global market from its facility in the Green River Basin of Wyoming. Trona, a soft mineral, is also known as sodium sesquicarbonate and consists mainly of sodium carbonate, or soda ash, sodium bicarbonate and water. Co. processes trona ore into soda ash, which is a raw material in flat glass, container glass, detergents, chemicals, paper and other consumer and industrial products. At Dec 31 2015, Co. had estimated proven and probable reserves of about 267.5 million short tons, which is equivalent to 145.8 million short tons of soda ash.

## KALU — Key Stats

Name: Kaiser Aluminum Corp.  
 Stock buyback: [KALU buyback](#)  
 Website: [www.kaiseraluminum.com](http://www.kaiseraluminum.com)  
 Sector: Non-Precious Metals & Non-Metallic Mining  
 Number of ETFs Holding KALU: 42 (see which ones)  
 Total Market Value Held by ETFs: \$179,612,985  
 Total Market Capitalization: \$1,385,000,000  
 % of Market Cap. Held by ETFs: 12.97%

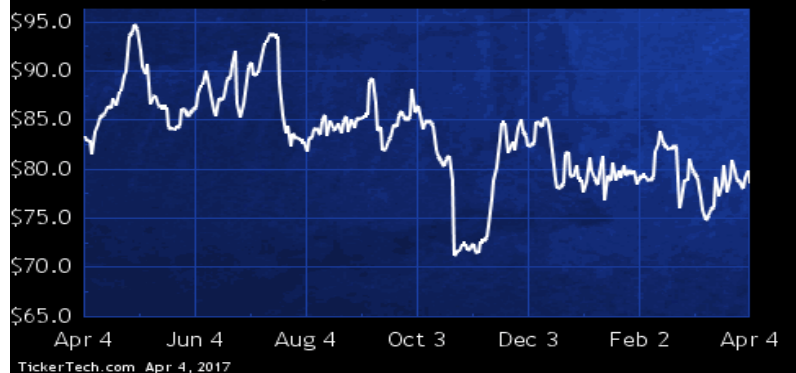
## KALU Dividend History



TickerTech.com Apr 4, 2017

## KALU — 2.5% Yield

### Kaiser Aluminum Corp.

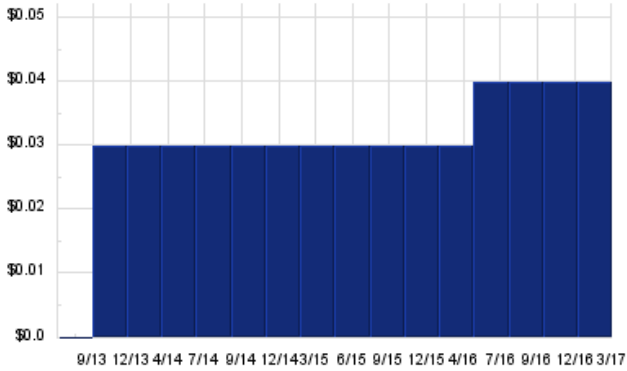


Kaiser Aluminum is a producer of semi-fabricated specialty aluminum products. Co.'s segments include Fabricated Products, that manufactures rolled, extruded and drawn aluminum products; aerospace/high strength, which produces heat treat plate and sheet, as well as cold finish rod and bar, seamless drawn tube, hard alloy extrusions and billet; Automotive Extrusions, which consist of extruded aluminum products for several North American automotive applications; general engineering products, which consist primarily of 6000-series alloy rod, bar, tube, wire, sheet, plate and standard extrusions; and Other products, which consist of extruded, drawn and cast billet aluminum products.

## ERS — Key Stats

Name:	Empire Resources Inc
Website:	<a href="http://www.empireresources.com">www.empireresources.com</a>
Sector:	Metals Fabrication & Products
Number of ETFs Holding ERS:	1 (see which ones)
Total Market Value Held by ETFs:	\$5,989
Total Market Capitalization:	\$53,000,000
% of Market Cap. Held by ETFs:	0.01%

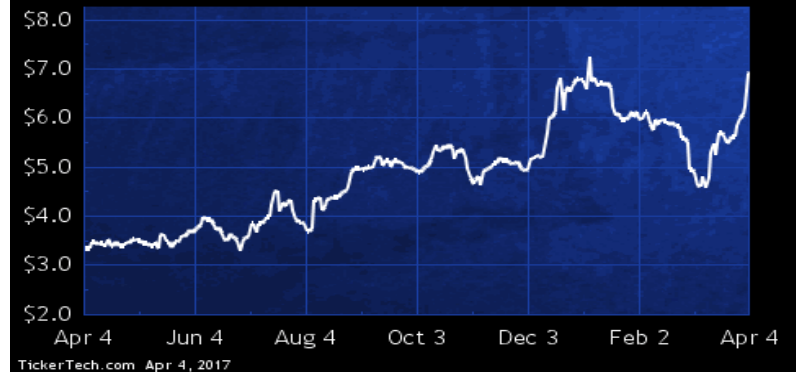
## ERS Dividend History



TickerTech.com Apr 4, 2017

## ERS — 2.3% Yield

### Empire Resources Inc

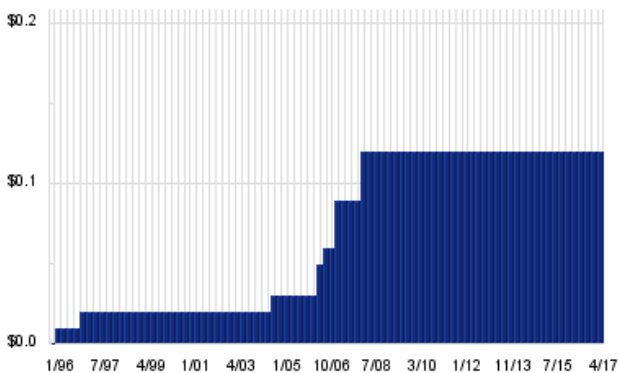


Empire Resources is engaged in the purchase, sale and distribution of semi-finished aluminum and steel products to a customer base located in the Americas, Europe, Australia and New Zealand. Co. sells its products through its own marketing and sales personnel as well as through commission based independent sales agents located in North America and Europe. Co. sells semi-finished aluminum and steel products, which are produced by processing primary aluminum or steel and/or aluminum or steel scrap. Co. provides these forms of semi-finished products to its customers, for use as follows: aluminum sheet/coil, aluminum plate, aluminum treadplate, aluminum foil, stainless steel, and carbon steel.

## CMC — Key Stats

Name:	Commercial Metals Co.
Stock buyback:	CMC buyback
Website:	<a href="http://www.cmc.com">www.cmc.com</a>
Sector:	Non-Precious Metals & Non-Metallic Mining
Number of ETFs Holding CMC:	56 (see which ones)
Total Market Value Held by ETFs:	\$329,772,241
Total Market Capitalization:	\$2,213,000,000
% of Market Cap. Held by ETFs:	14.90%

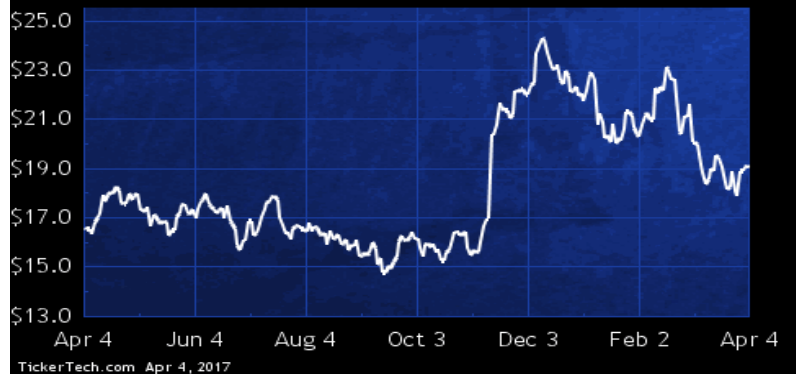
## CMC Dividend History



TickerTech.com Apr 4, 2017

## CMC — 2.5% Yield

### Commercial Metals Co.



Commercial Metals manufactures, recycles and markets steel and metal products, related materials and services. Co. has five segments: Americas Recycling, which processes scrap metals; Americas Mills, which include steel mills, scrap metal shredders and scrap metal processing facilities; Americas Fabrication, which bends, welds, cuts and fabricates steel, sells or rents products for the installation of concrete, and produces steel fence posts; International Mill, which is comprised of all mill, recycling and fabrication operations; and International Marketing and Distribution, which sells, distributes and processes steel products, ferrous and nonferrous metals and other industrial products.



Nothing in Dividend Channel is intended to be investment advice, nor does it represent the opinion of, counsel from, or recommendations by BNK Invest Inc. or any of its affiliates, subsidiaries or partners. None of the information contained herein constitutes a recommendation that any particular security, portfolio, transaction, or investment strategy is suitable for any specific person. All viewers agree that under no circumstances will BNK Invest, Inc., its subsidiaries, partners, officers, employees, affiliates, or agents be held liable for any loss or damage caused by your reliance on information obtained. By visiting, using or viewing this site, you agree to the following [Full Disclaimer & Terms of Service](#). Video widget and dividend videos powered by Market News Video. Quote data delayed at least 20 minutes; [data powered by Ticker Technologies](#), and Mergent. [Contact Dividend Channel](#); [Meet Our Editorial Staff](#).