

10 Dividend Paying Metals Stocks

<http://www.metalschannel.com/>

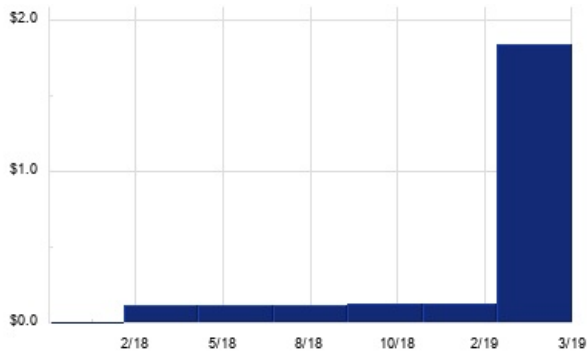
Metals Channel paired our coverage universe of metals stocks, with Dividend Channel's proprietary DividendRank formula, to bring you this list of 10 top ranked dividend paying metals stocks. The DividendRank formula considers a variety of data – dividend history & yield, book value, quarterly earnings – and compares it to the stock's trading data to come up with certain calculations about profitability and about the stock's valuation (whether we think it looks "cheap" or "expensive"). The result is this list of the top most "interesting" ideas that merit further research.



BTU – KEY STATS

Name:	Peabody Energy Corp (New)
Website:	www.peabodyenergy.com
Sector:	<u>Metals & Mining</u>
Number of ETFs Holding BTU:	30 (see which ones)
Total Market Value Held by ETFs:	\$114,180,346
Total Market Capitalization:	\$3,048,000,000
% of Market Cap. Held by ETFs:	3.75%

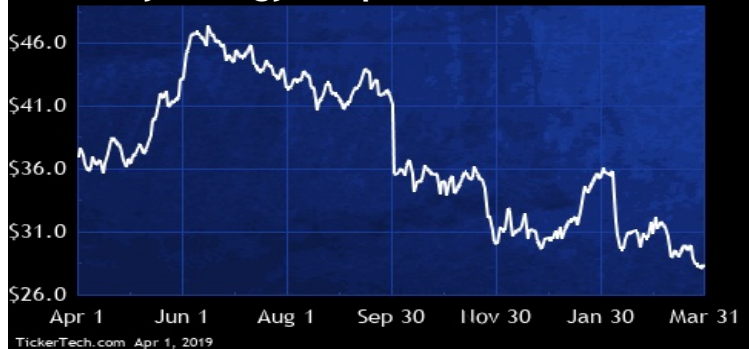
BTU DIVIDEND HISTORY



TickerTech.com Mar 30, 2019

BTU – 1.8% YIELD

Peabody Energy Corp

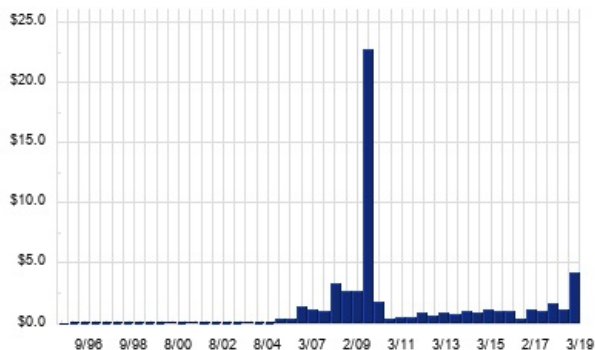


Peabody Energy is a coal company, engaged in the mining of thermal coal for sale primarily to electric utilities and metallurgical coal for sale to industrial customers. In addition to its mining operations, Co. markets and broker coal from other coal producers, both as principal and agent, and trade coal and freight-related contracts through trading and business offices in the U.S., Australia, China, and the U.K. Co. conducts business through six operating segments: Powder River Basin Mining; Midwestern U.S. Mining; Western U.S. Mining; Australian Metallurgical Mining; Australian Thermal Mining; and Trading and Brokerage.

RIO – KEY STATS

Name:	Rio Tinto Plc
Website:	www.riotinto.com
Sector:	<u>Metals & Mining</u>
Number of ETFs Holding RIO:	7 (see which ones)
Total Market Value Held by ETFs:	\$13,240,989
Total Market Capitalization:	\$79,318,000,000
% of Market Cap. Held by ETFs:	0.02%

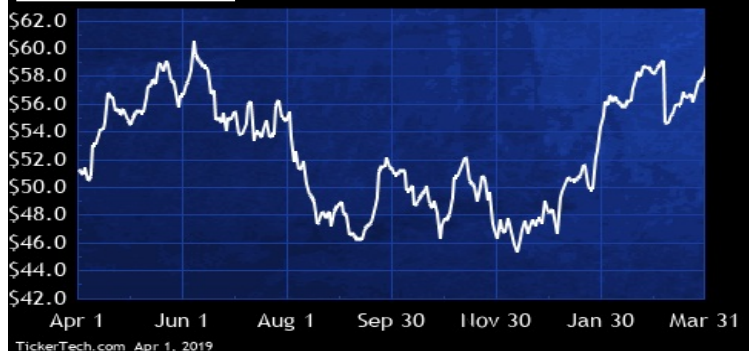
RIO DIVIDEND HISTORY



TickerTech.com Mar 30, 2019

RIO – 6.1% YIELD

Rio Tinto Plc

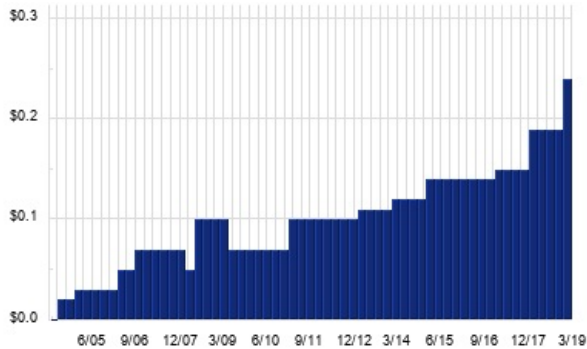


Rio Tinto is engaged in finding, mining and processing mineral resources. Co. has four product groups: iron ore, which supplies the global seaborne iron ore trade; aluminium, which includes bauxite mines, alumina refineries, and aluminium smelters; Copper and Diamonds, which has managed operations in Australia, Canada, Mongolia and the U.S., and non-managed operations in Chile and Indonesia, with by-product including gold, silver, molybdenum and others such as sulphuric acid, rhenium, and lead carbonate; and Energy and Minerals, which comprises mining, refining and marketing operations across borates, coal, iron ore concentrate and pellets, salt, titanium dioxide and uranium sectors.

STLD – KEY STATS

Name:	Steel Dynamics Inc.
Stock buyback:	STLD buyback
Website:	www.steeldynamics.com
Sector:	Non-Precious Metals & Non-Metallic Mining
Number of ETFs Holding STLD:	57 (see which ones)
Total Market Value Held by ETFs:	\$566,466,241
Total Market Capitalization:	\$7,763,000,000
% of Market Cap. Held by ETFs:	7.30%

STLD DIVIDEND HISTORY

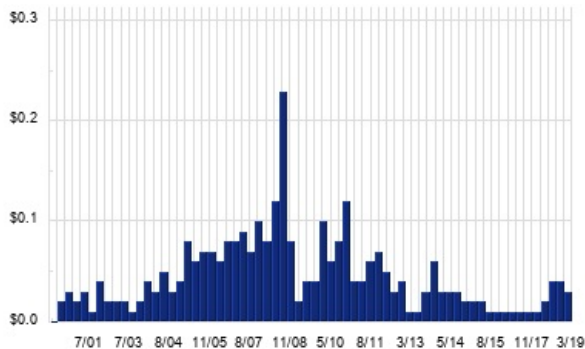


TickerTech.com Apr 1, 2019

GGB – KEY STATS

Name:	Gerdau S.A.
Website:	www.gerdau.com.br
Sector:	Non-Precious Metals & Non-Metallic Mining
Number of ETFs Holding GGB:	9 (see which ones)
Total Market Value Held by ETFs:	\$17,869,035.76
Total Market Capitalization:	\$3,830,000,000
% of Market Cap. Held by ETFs:	0.47%

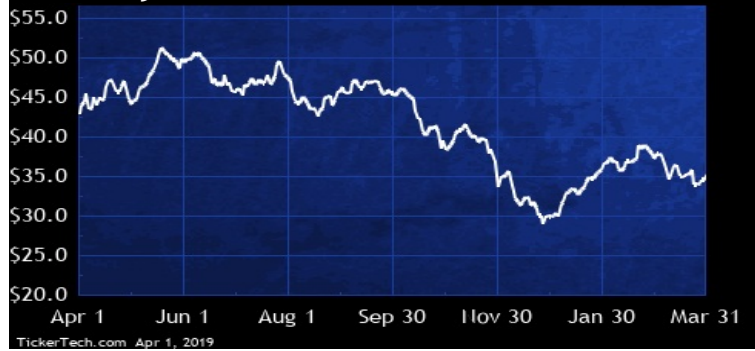
GGB DIVIDEND HISTORY



TickerTech.com Apr 1, 2019

STLD – 2.7% YIELD

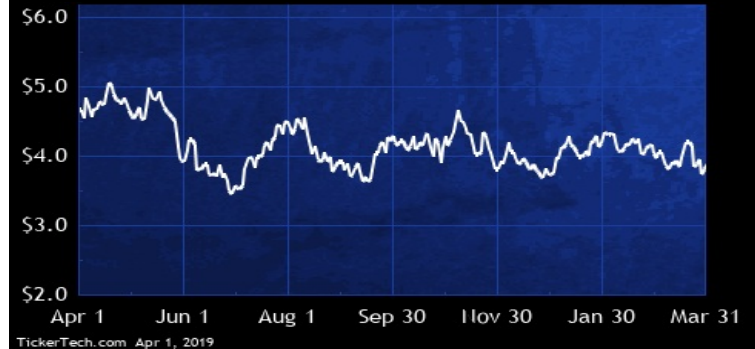
Steel Dynamics Inc.



Steel Dynamics is a steel producers and metal recyclers. Co. manufactures and sells steel products, processes and sells recycled ferrous and nonferrous metals, and fabricates and sells steel joists and deck products. Co.'s segments are: Steel, which produce steel from ferrous scrap and scrap substitutes, utilizing casting, automated rolling mills and several downstream steel coating and bar processing lines, and its Iron Dynamics; metals recycling, which involve the purchase, processing, and resale of ferrous and nonferrous scrap metals into reusable forms and grades; and steel fabrication, which produces steel building components, including steel joists, girders, trusses, and steel deck.

GGB – 2.7% YIELD

Gerdau S.A.

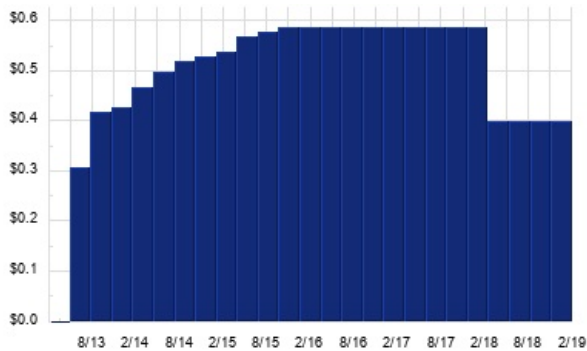


Gerdau is a steel production group based in Brazil. Co. is engaged in the production and commercialization of steel products in general, through its mills located in Argentina, Brazil, Canada, Chile, Colombia, U.S., India, Mexico, Peru, the Dominican Republic, Uruguay and Venezuela. Co.'s product mix includes crude steel (slabs, blooms and billets) sold to rolling mills, finished products for the construction industry such as rebars, wire rods, structural bars, hot rolled coils and heavy plates; finished products for consumer goods industry such as commercial bars, light shapes and mesh wire and products for farming and agriculture such as poles, smooth wire and barbed wire.

SXCP — KEY STATS

Name:	SunCoke Energy Partners LP
Stock buyback:	SXCP buyback
Website:	www.suncoke.com
Sector:	Metals Fabrication & Products
Number of ETFs Holding SXCP:	1 (see which ones)
Total Market Value Held by ETFs:	\$1,950,534
Total Market Capitalization:	\$582,000,000
% of Market Cap. Held by ETFs:	0.34%

SXCP DIVIDEND HISTORY

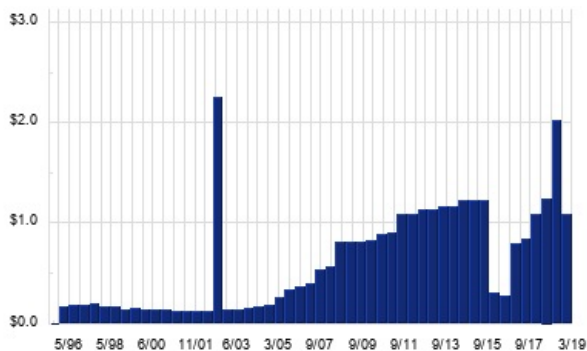


TickerTech.com Mar 30, 2019

BHP — KEY STATS

Name:	BHP Group Ltd
Website:	www.bhpbilliton.com
Sector:	Non-Precious Metals & Non-Metallic Mining
Number of ETFs Holding BHP:	6 (see which ones)
Total Market Value Held by ETFs:	\$6,347,327.46
Total Market Capitalization:	\$33,278,000,000
% of Market Cap. Held by ETFs:	0.02%

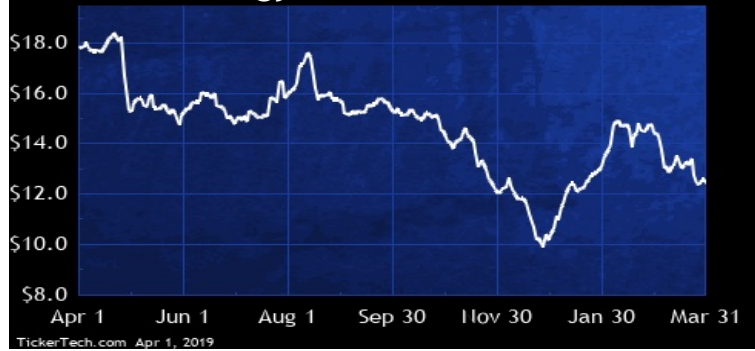
BHP DIVIDEND HISTORY



TickerTech.com Mar 30, 2019

SXCP — 12.8% YIELD

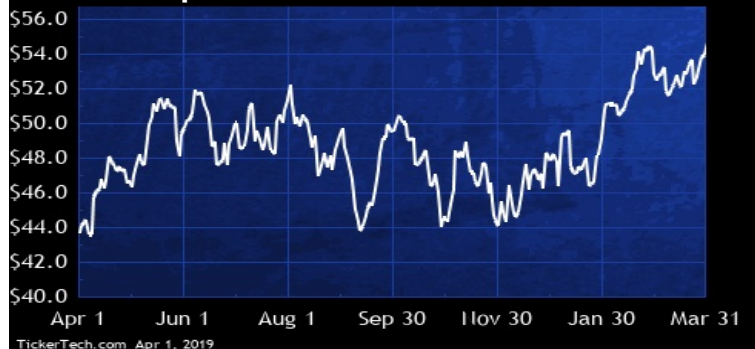
SunCoke Energy Partners LP



SunCoke Energy Partners primarily produces coke used in the blast furnace production of steel. Co. also provides handling and/or mixing services to steel, coke, electric utility, coal producing and other manufacturing based customers. Co. has two segments: Domestic Coke, which consists of its subsidiary, Haverhill Coke Company LLC facility in Franklin Furnace, OH, its subsidiary, Middletown Coke Company, LLC facility in Middletown, OH, and its subsidiary, Gateway Energy and Coke Company, LLC facility in Granite City, IL; and Logistics, which consists of its Convent Marine Terminal in Convent, LA, Kanawha River Terminal in Ceredo and Belle, WV, and SunCoke Lake Terminal in East Chicago, IN.

BHP — 4.0% YIELD

BHP Group Ltd

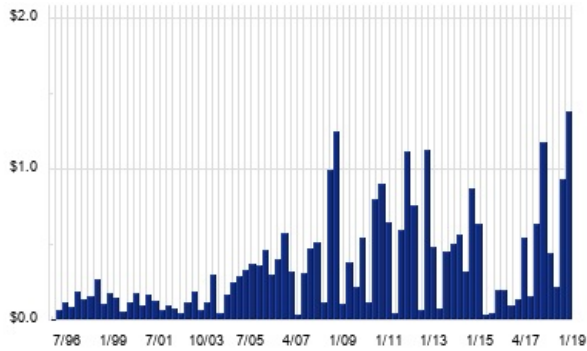


BHP Group is a global resources company. Co. operates under a Dual Listed Company (DLC) structure, which consists of the BHP Billiton Limited Group and the BHP Billiton Plc Group, operating as a single economic entity. As of June 30 2017, Co. operated four reportable segments: Petroleum, which is involved in the exploration, development and production of oil and gas; Copper, which is involved in the mining of copper, silver, lead, zinc, molybdenum, uranium and gold; Iron ore, which is involved in the mining of iron ore; and Coal, which is involved in the mining of metallurgical coal and thermal (energy) coal.

MSB — KEY STATS

Name:	Mesabi Trust
Website:	www.mesabi-trust.com
Sector:	Non-Precious Metals & Non-Metallic Mining
Number of ETFs Holding MSB:	1 (see which ones)
Total Market Value Held by ETFs:	\$236
Total Market Capitalization:	\$380,000,000
% of Market Cap. Held by ETFs:	0.00%

MSB DIVIDEND HISTORY

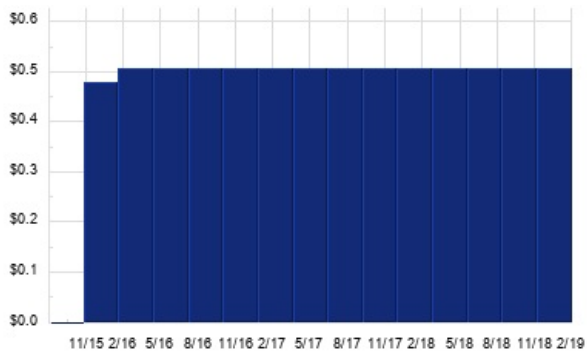


TickerTech.com Mar 30, 2019

CCR — KEY STATS

Name:	CONSOL Coal Resources LP
Website:	www.ccrfp.com
Sector:	Metals & Mining

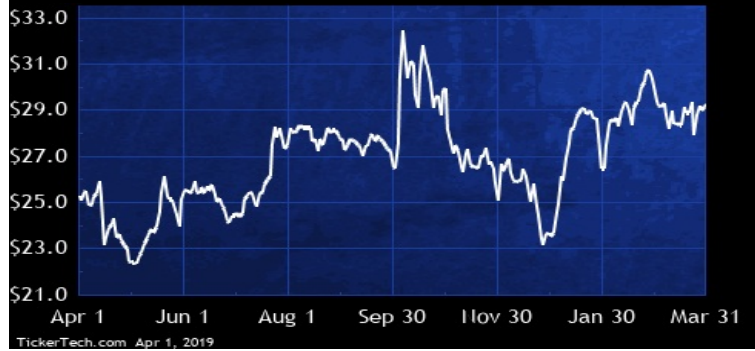
CCR DIVIDEND HISTORY



TickerTech.com Mar 30, 2019

MSB — 19.0% YIELD

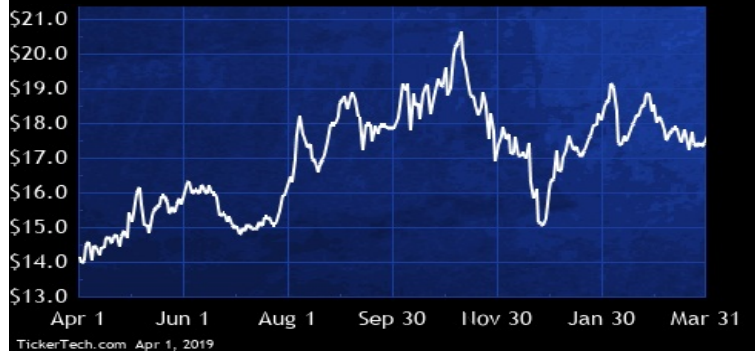
Mesabi Trust



Mesabi Trust is a trust that holds all of the interests formerly owned by Mesabi Iron Company. Co.'s principal assets consist of two different interests in certain properties in the Mesabi Iron Range: Co.'s interest as assignor in the Amended Assignment of Peters Lease and the Amended Assignment of Cloquet Lease in St. Louis County, MN; and Co.'s ownership of the entire beneficial interest in the Mesabi Land Trust, which has a 20% interest as fee owner in the Peters Lease Lands and a 100% fee ownership in certain non-mineral-bearing lands adjacent to the Peters and Cloquet Lease Lands.

CCR — 11.6% YIELD

CONSOL Coal Resources LP

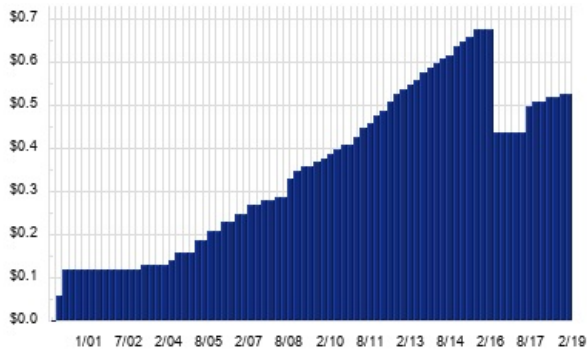


CONSOL Coal Resources manages and develops thermal coal operations in Pennsylvania. Co.'s assets includes an undivided interest in, and operational control over, CONSOL Energy Inc. Pennsylvania Mining Complex, which consisted of several underground mines and related infrastructure that produce high-British thermal units' coal that is sold primarily to electric utilities in the eastern U.S. Co. is a producer of high-Btu thermal coal in the Northern Appalachian Basin and the eastern U.S. The Pennsylvania Mining Complex includes the Bailey Mine, the Enlow Fork Mine and the Harvey Mine.

ARLP — KEY STATS

Name:	Alliance Resource Partners LP
Website:	www.arlp.com
Sector:	Metals & Mining
Number of ETFs Holding ARLP:	8 (see which ones)
Total Market Value Held by ETFs:	\$30,207,606.47
Total Market Capitalization:	\$2,661,000,000
% of Market Cap. Held by ETFs:	1.14%

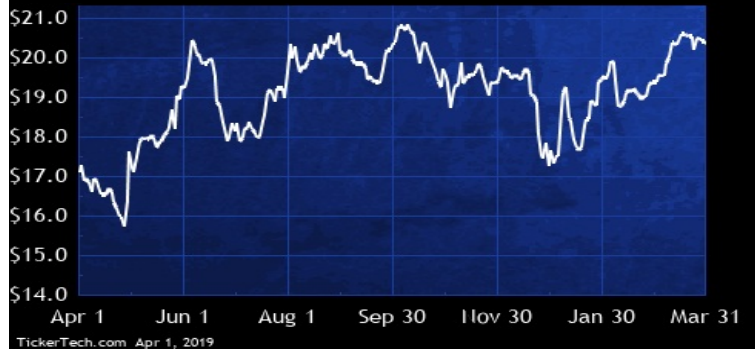
ARLP DIVIDEND HISTORY



TickerTech.com Mar 30, 2019

ARLP — 10.4% YIELD

Alliance Resource Partners LP

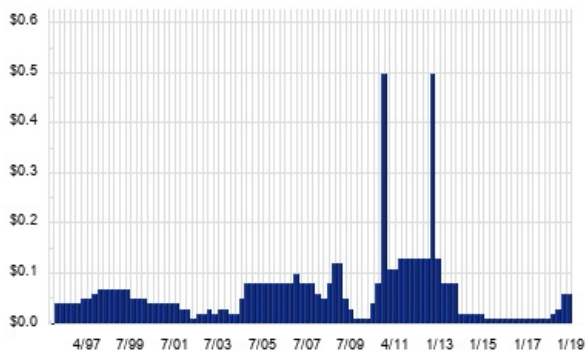


Alliance Resource Partners is a producer and marketer of coal to U.S. utilities and industrial users. Co. produces a range of steam coal with varying sulfur and heat contents. As of Dec 31 2016, Co. operated eight underground mining complexes in Illinois, Indiana, Kentucky, Maryland and West Virginia. Co. also operates a coal loading terminal on the Ohio River at Mt. Vernon, IN. Co.'s mining activities are conducted in two geographic regions referred to in the coal industry as the Illinois Basin and Appalachian regions. Also, at Dec 31 2016, Co. had approximately 1.76 billion tons of proven and probable coal reserves in Illinois, Indiana, Kentucky, Maryland, Pennsylvania and West Virginia.

FRD — KEY STATS

Name:	Friedman Industries, Inc.
Website:	www.friedmanindustries.com
Sector:	Non-Precious Metals & Non-Metallic Mining
Number of ETFs Holding FRD:	2 (see which ones)
Total Market Value Held by ETFs:	\$168,223
Total Market Capitalization:	\$54,000,000
% of Market Cap. Held by ETFs:	0.31%

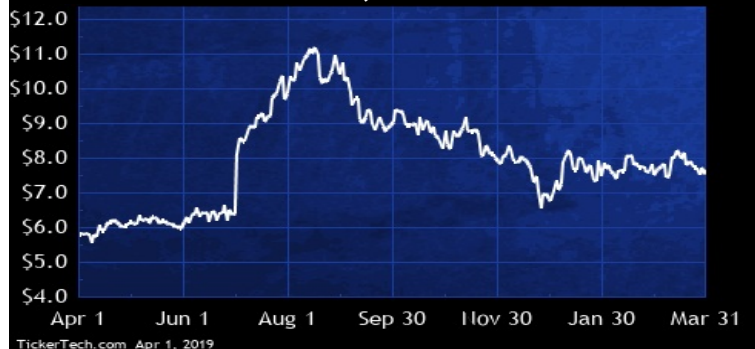
FRD DIVIDEND HISTORY



TickerTech.com Apr 1, 2019

FRD — 2.1% YIELD

Friedman Industries, Inc.



Friedman Industries manufactures and processes steel products and operates in two segments; coil products and tubular products. The coil product segment consists of the operation of hot-roll coil processing facilities. This segment sells its prime grade inventory under the Friedman Industries name but also maintains an inventory of non-standard coil products, consisting of mill secondary and excess prime coils. The tubular product segment consists of Co.'s Texas Tubular Products division (TTP), which operates electric resistance welded pipe mills. TTP has a pipe finishing facility that threads and couples oil country tubular goods and performs other services in the pipe finishing process.



Nothing in Dividend Channel is intended to be investment advice, nor does it represent the opinion of, counsel from, or recommendations by BNK Invest Inc. or any of its affiliates, subsidiaries or partners. None of the information contained herein constitutes a recommendation that any particular security, portfolio, transaction, or investment strategy is suitable for any specific person. All viewers agree that under no circumstances will BNK Invest, Inc., its subsidiaries, partners, officers, employees, affiliates, or agents be held liable for any loss or damage caused by your reliance on information obtained. By visiting, using or viewing this site, you agree to the following [Full Disclaimer & Terms of Service](#). Video widget and dividend videos powered by Market News Video. Quote data delayed at least 20 minutes; data powered by Ticker Technologies, and Mergent. [Contact Dividend Channel](#); [Meet Our Editorial Staff](#).