

10 Dividend Paying Metals Stocks

<http://www.metalschannel.com/>

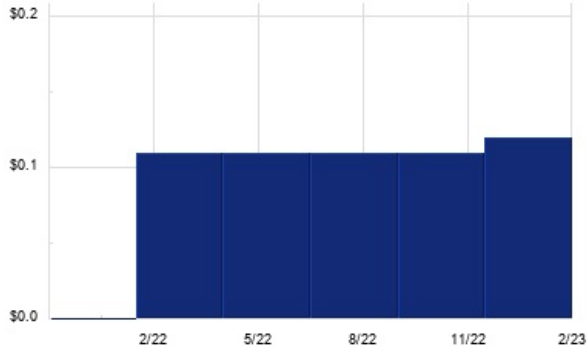
Metals Channel paired our coverage universe of metals stocks, with Dividend Channel's proprietary DividendRank formula, to bring you this list of 10 top ranked dividend paying metals stocks. The DividendRank formula considers a variety of data – dividend history & yield, book value, quarterly earnings – and compares it to the stock's trading data to come up with certain calculations about profitability and about the stock's valuation (whether we think it looks "cheap" or "expensive"). The result is this list of the top most "interesting" ideas that merit further research.



METC — KEY STATS

Name:	Ramaco Resources Inc
Website:	www.ramacocoal.com
Sector:	Metals & Mining
Number of ETFs Holding METC:	23 (see which ones)
Total Market Value Held by ETFs:	\$20,804,186.25
Total Market Capitalization:	\$389,000,000
% of Market Cap. Held by ETFs:	5.35%

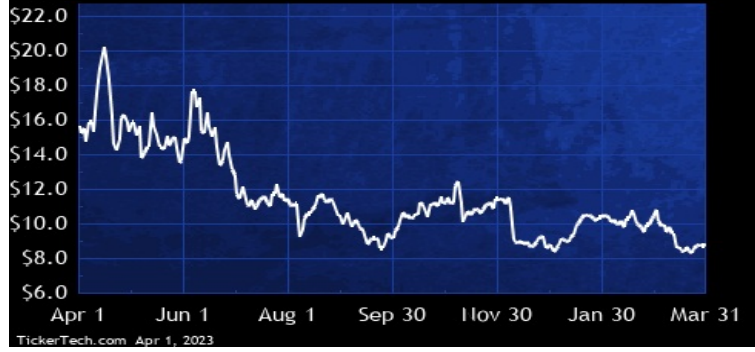
METC DIVIDEND HISTORY



TickerTech.com Apr 1, 2023

METC — 5.7% YIELD

Ramaco Resources Inc

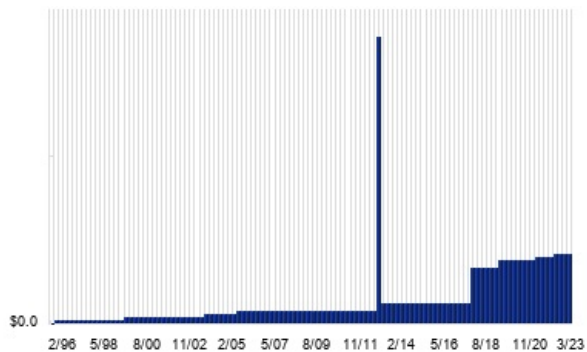


Ramaco Resources is a holding company. Through its subsidiaries, Co. is an operator and developer of metallurgical coal in southern West Virginia, southwestern Virginia, and southwestern Pennsylvania. Co.'s development portfolio primarily includes four properties: Elk Creek mining complex, Berwind mining complex, RAM Mine and Knox Creek.

NC — KEY STATS

Name:	NACCO Industries Inc
Stock buyback:	NC buyback
Website:	www.nacco.com
Sector:	Metals & Mining
Number of ETFs Holding NC:	17 (see which ones)
Total Market Value Held by ETFs:	\$14,664,276
Total Market Capitalization:	\$220,000,000
% of Market Cap. Held by ETFs:	6.67%

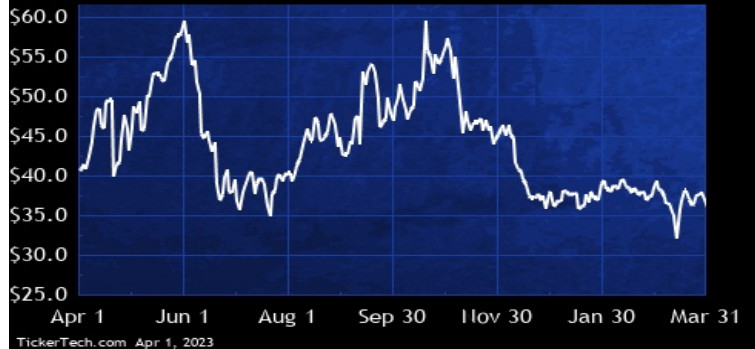
NC DIVIDEND HISTORY



TickerTech.com Apr 1, 2023

NC — 2.2% YIELD

NACCO Industries Inc

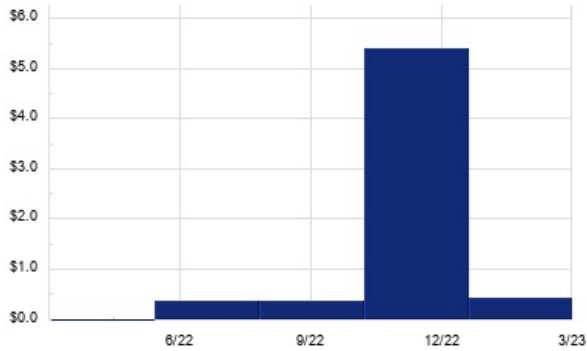


NACCO Industries is a holding company. Through its subsidiaries, Co. delivers aggregates, minerals, reliable fuels and environmental solutions through its portfolio of NACCO Natural Resources businesses. Co. operates under three business segments: Coal Mining, which operates surface coal mines under long-term contracts with power generation companies pursuant to a service-based business model; North American Mining, which provides contract mining and other services for producers of industrial minerals; and Minerals Management, which owns royalty interests, mineral interests, nonparticipating royalty interests and overriding royalty interests.

AMR — KEY STATS

Name:	Alpha Metallurgical Resources Inc
Website:	www.conturaenergy.com
Sector:	Non-Precious Metals & Non-Metallic Mining
Number of ETFs Holding AMR:	33 (see which ones)
Total Market Value Held by ETFs:	\$398,400,103.96
Total Market Capitalization:	\$2,327,000,000
% of Market Cap. Held by ETFs:	17.12%

AMR DIVIDEND HISTORY

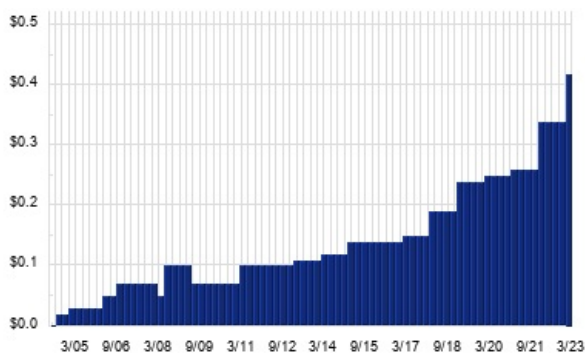


TickerTech.com Apr 1, 2023

STLD — KEY STATS

Name:	Steel Dynamics Inc.
Stock buyback:	STLD buyback
Website:	www.steeldynamics.com
Sector:	Non-Precious Metals & Non-Metallic Mining
Number of ETFs Holding STLD:	115 (see which ones)
Total Market Value Held by ETFs:	\$3,616,312,867.15
Total Market Capitalization:	\$19,394,000,000
% of Market Cap. Held by ETFs:	18.65%

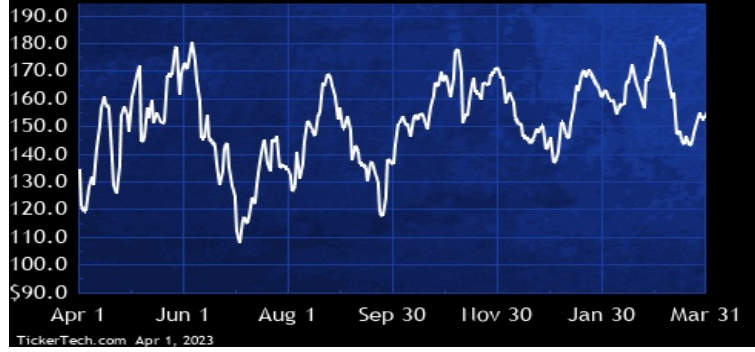
STLD DIVIDEND HISTORY



TickerTech.com Apr 1, 2023

AMR — 1.1% YIELD

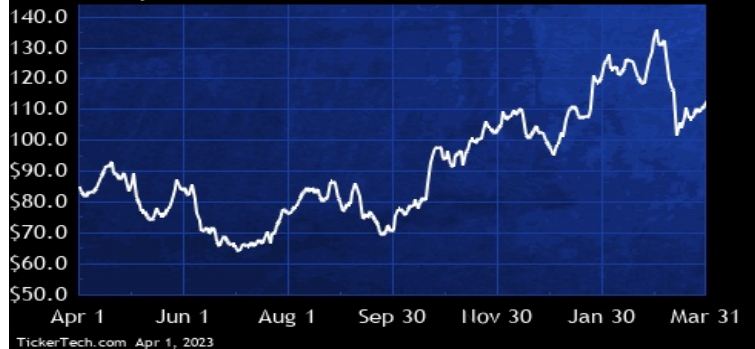
Alpha Metallurgical Resources Inc



Alpha Metallurgical Resources is a mining company with operations across Virginia and West Virginia. Co. is a supplier of metallurgical products for the steel industry. Co. operates coal mines across the Central Appalachia (CAPP) coal basin. Co.'s portfolio of mining operations consists of underground mines, surface mines and coal preparation plants. Co. produces metallurgical (met) coal, which is shipped to domestic and international steel and coke producers. Co. also produces thermal coal which is primarily sold to the domestic power generation industry. Co.'s Met segment operations consist of met coal mines, including Deep Mine 41, Road Fork 52, Black Eagle, and Lynn Branch.

STLD — 1.5% YIELD

Steel Dynamics Inc.

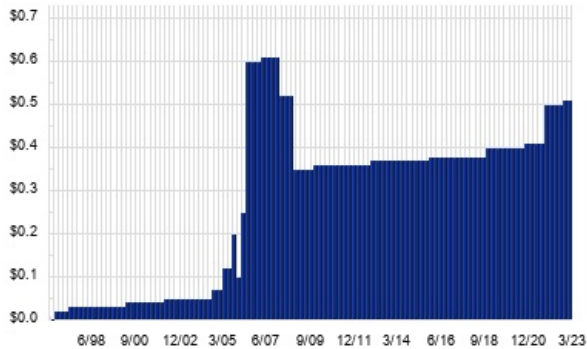


Steel Dynamics is a steel producer and metal recycler in the U.S. Co. manufactures and sells steel products, processes and sells recycled ferrous and nonferrous metals, and fabricates and sells steel joists and deck products. Co.'s segments include: Steel Operations, which produce steel from ferrous scrap and scrap substitutes, utilize continuous casting, automated rolling mills and various steel coating and process lines; Metals Recycling Operations, which include both ferrous and nonferrous scrap metal processing, transportation, marketing, brokerage and scrap management services; and Steel Fabrication Operations, which serve the non-residential construction industry throughout the U.S.

NUE — KEY STATS

Name:	Nucor Corp.
Stock buyback:	NUE buyback
Website:	www.nucor.com
Sector:	Non-Precious Metals & Non-Metallic Mining
Number of ETFs Holding NUE:	125 (see which ones)
Total Market Value Held by ETFs:	\$7,333,438,988.24
Total Market Capitalization:	\$37,769,000,000
% of Market Cap. Held by ETFs:	19.42%

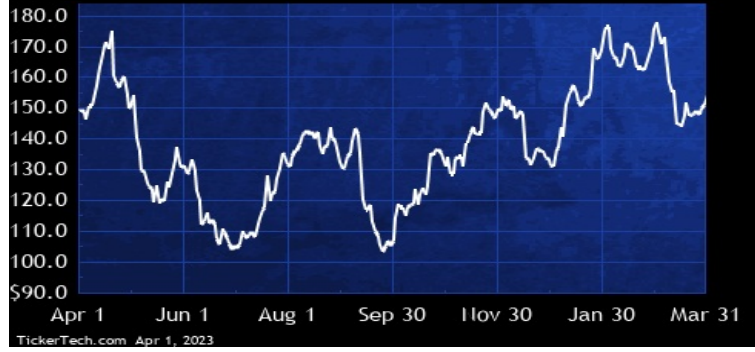
NUE DIVIDEND HISTORY



TickerTech.com Apr 1, 2023

NUE — 1.4% YIELD

Nucor Corp.

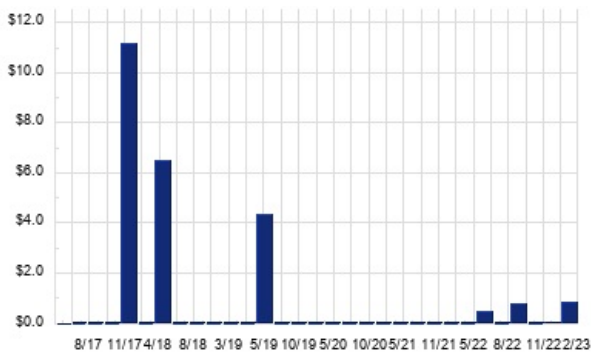


Nucor manufactures steel and steel products. Co. has three segments: steel mills, which produces sheet steel, plate steel, structural steel and bar steel; steel products, which produces hollow structural section steel tubing, electrical conduit, steel racking, steel joists and joist girders, steel deck, fabricated concrete reinforcing steel, cold finished steel, steel fasteners, metal building systems, insulated metal panels, steel grating and expanded metal, and wire and wire mesh; and raw materials, which produces direct reduced iron (DRI), brokers ferrous and nonferrous metals, pig iron, hot briquetted iron and DRI, supplies ferro-alloys, and processes ferrous and nonferrous scrap metal.

HCC — KEY STATS

Name:	Warrior Met Coal Inc
Stock buyback:	HCC buyback
Website:	www.warriormetcoal.com
Sector:	Metals & Mining
Number of ETFs Holding HCC:	60 (see which ones)
Total Market Value Held by ETFs:	\$430,207,153.8
Total Market Capitalization:	\$1,842,000,000
% of Market Cap. Held by ETFs:	23.36%

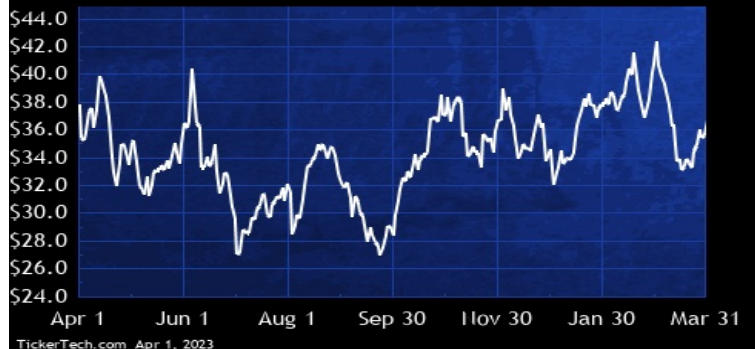
HCC DIVIDEND HISTORY



TickerTech.com Apr 1, 2023

HCC — 0.8% YIELD

Warrior Met Coal Inc

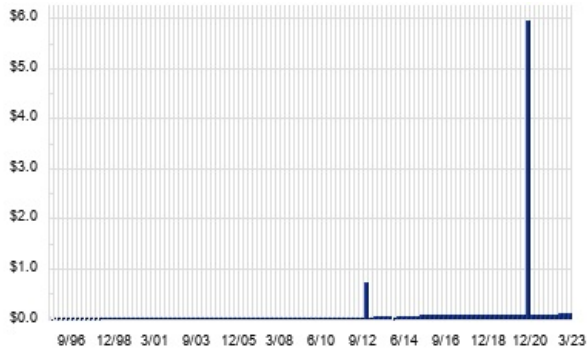


Warrior Met Coal is a supplier to the global steel industry. Co. is focused on mining non-thermal met coal used as a component of steel production by metal manufacturers in Europe, South America and Asia. Co. is a producer and exporter of met coal, also known as hard coking coal, operating longwall operations in its underground mines based in Alabama, Mine No. 4 and Mine No. 7. Co.'s natural gas operations remove and sell natural gas from the coal seams owned or leased by reducing natural gas levels in its mines. The met coal from Co.'s Mines No. 4 and No. 7 is sold as a low volatility and mid-volatility met coal.

TG – KEY STATS

Name:	Tredegar Corp.
Website:	www.tredegar.com
Sector:	<u>Non-Precious Metals & Non-Metallic Mining</u>
Number of ETFs Holding TG:	45 (<u>see which ones</u>)
Total Market Value Held by ETFs:	\$70,205,047
Total Market Capitalization:	\$310,000,000
% of Market Cap. Held by ETFs:	22.65%

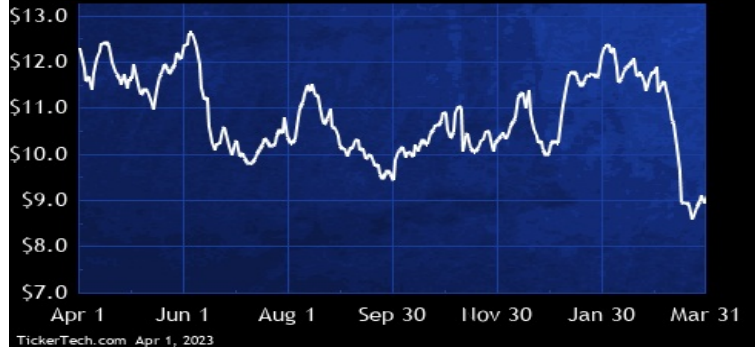
TG DIVIDEND HISTORY



TickerTech.com Apr 1, 2023

TG – 5.8% YIELD

Tredegar Corp.

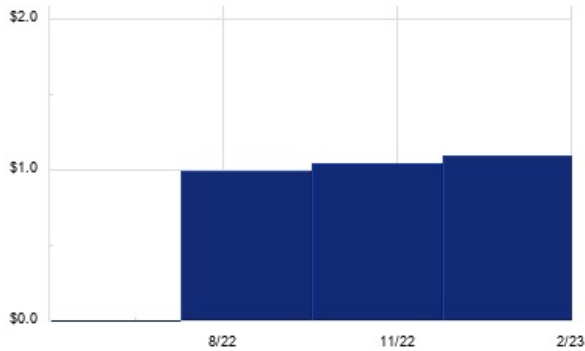


Tredegar manufactures aluminum extrusions, polyethylene (PE) plastic films and polyester (PET) films. Co.'s segments are: Aluminum Extrusions, PE Films and Flexible Packaging Films. The Aluminum Extrusions segment manufactures mill (unfinished), machined, anodized and painted (finished) and fabricated aluminum extrusions for sale directly to fabricators and distributors. The PE Films segment produces surface protection films, PE overwrap films and films for other markets. The Flexible Packaging Films segment produces PET-based films for use in packaging applications that have certain properties, such as heat resistance, strength, barrier protection and the ability to accept print graphics.

CEIX – KEY STATS

Name:	CONSOL Energy Inc (New)
Stock buyback:	<u>CEIX buyback</u>
Website:	www.consolenergy.com
Sector:	<u>Metals & Mining</u>
Number of ETFs Holding CEIX:	59 (<u>see which ones</u>)
Total Market Value Held by ETFs:	\$500,182,294.27
Total Market Capitalization:	\$1,964,000,000
% of Market Cap. Held by ETFs:	25.47%

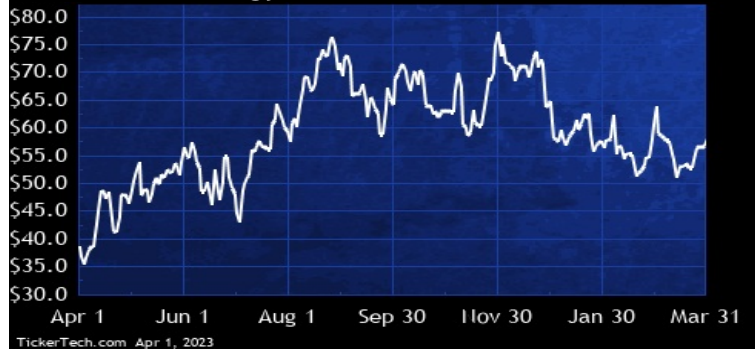
CEIX DIVIDEND HISTORY



TickerTech.com Apr 1, 2023

CEIX – 7.7% YIELD

CONSOL Energy Inc

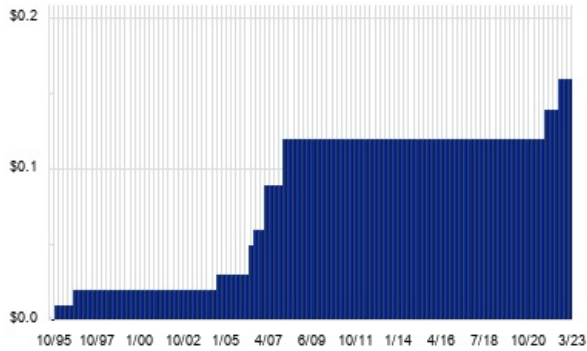


CONSOL Energy is a producer of bituminous coal, focused on the extraction and preparation of coal in the Appalachian Basin. Co.'s primary businesses consist of its: Pennsylvania Mining Complex, which refers to coal mines, the Central Preparation Plant, coal reserves and related assets and operations located in southwestern Pennsylvania and northern West Virginia; CONSOL Marine Terminal, in which it provides coal export terminal services through the Port of Baltimore via its subsidiary, CONSOL Marine Terminals LLC; and Itmann Mine, which refers to the development of the Itmann No. 5 Mine, including excavation of the box cut to access the P3 seam. located in Wyoming County, WV.

CMC — KEY STATS

Name:	Commercial Metals Co.
Stock buyback:	CMC buyback
Website:	www.cmc.com
Sector:	Non-Precious Metals & Non-Metallic Mining
Number of ETFs Holding CMC:	73 (see which ones)
Total Market Value Held by ETFs:	\$1,263,886,794.65
Total Market Capitalization:	\$5,567,000,000
% of Market Cap. Held by ETFs:	22.70%

CMC DIVIDEND HISTORY

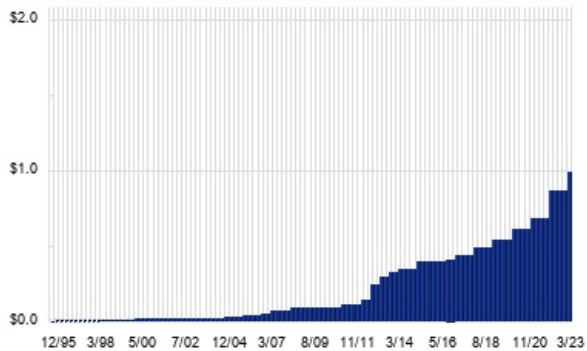


TickerTech.com Apr 1, 2023

RS — KEY STATS

Name:	Reliance Steel & Aluminum Co.
Website:	www.investor.rsac.com
Sector:	Non-Precious Metals & Non-Metallic Mining
Number of ETFs Holding RS:	91 (see which ones)
Total Market Value Held by ETFs:	\$3,046,049,011.74
Total Market Capitalization:	\$14,891,000,000
% of Market Cap. Held by ETFs:	20.46%

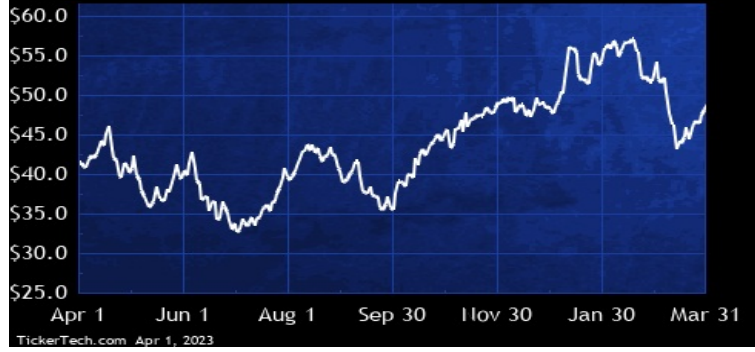
RS DIVIDEND HISTORY



TickerTech.com Apr 1, 2023

CMC — 1.3% YIELD

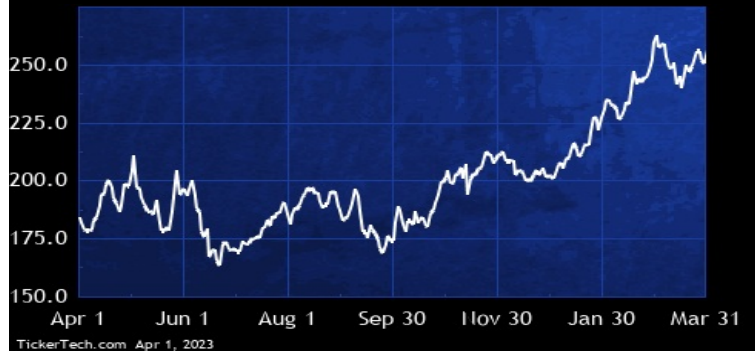
Commercial Metals Co.



Commercial Metals manufactures, recycles and fabricates steel and metal products and provides related materials and services through a network of facilities that includes its electric arc furnace (EAF) mini mills, its EAF micro mills, its rerolling mill, steel fabrication and processing plants, construction-related product warehouses and metal recycling facilities in the U.S. and Poland. Through its Tensar operations, Co. is a global provider of ground and soil stabilization solutions selling into various national markets through the following primary product lines: Tensar® geogrids and Geopier® foundation systems.

RS — 1.6% YIELD

Reliance Steel & Aluminum Co.



Reliance Steel & Aluminum is a metal solutions provider and a metals service center company in North America (U.S. and Canada). Co. provides metals processing services and distributes a line of metal products, including alloy, aluminum, brass, copper, carbon steel, stainless steel, titanium and specialty steel products, to its customers in a range of industries, including general manufacturing, non-residential construction, transportation, aerospace, energy, electronics and semiconductor fabrication, and heavy industry. Co. also services the auto industry, primarily through its toll processing operations where it processes the metal for a fee, without taking ownership of the metal.



Nothing in Dividend Channel is intended to be investment advice, nor does it represent the opinion of, counsel from, or recommendations by BNK Invest Inc. or any of its affiliates, subsidiaries or partners. None of the information contained herein constitutes a recommendation that any particular security, portfolio, transaction, or investment strategy is suitable for any specific person. All viewers agree that under no circumstances will BNK Invest, Inc., its subsidiaries, partners, officers, employees, affiliates, or agents be held liable for any loss or damage caused by your reliance on information obtained. By visiting, using or viewing this site, you agree to the following [Full Disclaimer & Terms of Service](#). Video widget and dividend videos powered by Market News Video. Quote data delayed at least 20 minutes; data powered by Ticker Technologies, and Mergent. [Contact Dividend Channel](#); [Meet Our Editorial Staff](#).

