

## 10 Dividend Paying Metals Stocks

<http://www.metalschannel.com/>

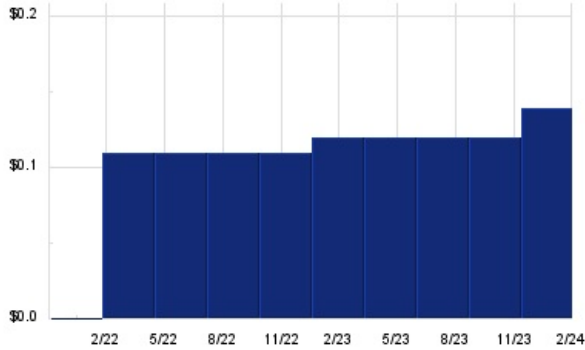
Metals Channel paired our coverage universe of metals stocks, with Dividend Channel's proprietary DividendRank formula, to bring you this list of 10 top ranked dividend paying metals stocks. The DividendRank formula considers a variety of data – dividend history & yield, book value, quarterly earnings – and compares it to the stock's trading data to come up with certain calculations about profitability and about the stock's valuation (whether we think it looks "cheap" or "expensive"). The result is this list of the top most "interesting" ideas that merit further research.



## METC — KEY STATS

Name:	Ramaco Resources Inc
Website:	<a href="http://www.ramacocoal.com">www.ramacocoal.com</a>
Sector:	<a href="#">Metals &amp; Mining</a>
Number of ETFs Holding METC:	20 ( <a href="#">see which ones</a> )
Total Market Value Held by ETFs:	\$64,511,092
Total Market Capitalization:	\$727,000,000
% of Market Cap. Held by ETFs:	8.87%

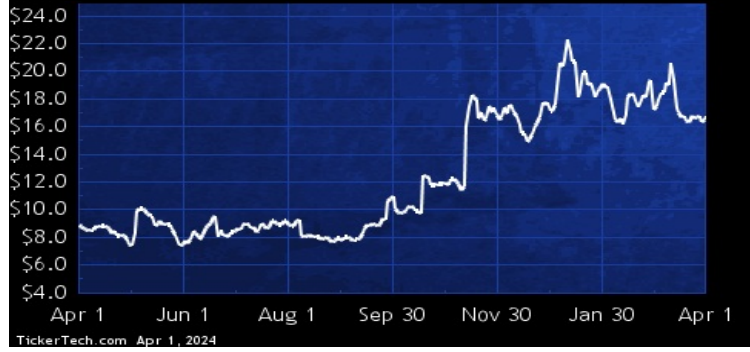
## METC DIVIDEND HISTORY



TickerTech.com Mar 30, 2024

## METC — 3.3% YIELD

### Ramaco Resources Inc

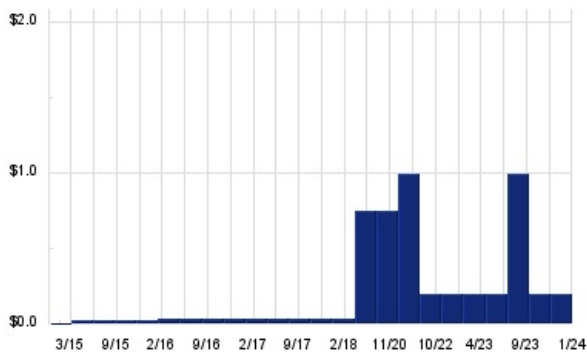


Ramaco Resources is a holding company. Through its subsidiaries, Co. is an operator and developer of metallurgical coal in southern West Virginia, southwestern Virginia, and southwestern Pennsylvania. Co.'s development portfolio primarily includes four properties: Elk Creek mining complex, Berwind mining complex, RAM Mine and Knox Creek.

## AMRK — KEY STATS

Name:	A-Mark Precious Metals, Inc
Stock buyback:	<a href="#">AMRK buyback</a>
Website:	<a href="http://www.amark.com">www.amark.com</a>
Sector:	<a href="#">Precious Metals</a>
Number of ETFs Holding AMRK:	24 ( <a href="#">see which ones</a> )
Total Market Value Held by ETFs:	\$57,280,261.24
Total Market Capitalization:	\$687,000,000
% of Market Cap. Held by ETFs:	8.34%

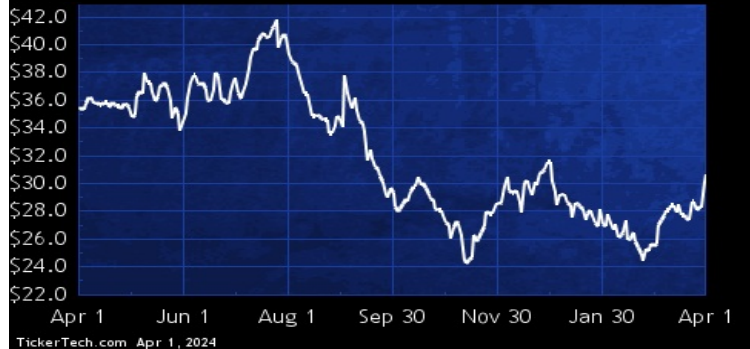
## AMRK DIVIDEND HISTORY



TickerTech.com Apr 1, 2024

## AMRK — 2.6% YIELD

### A-Mark Precious Metals, Inc

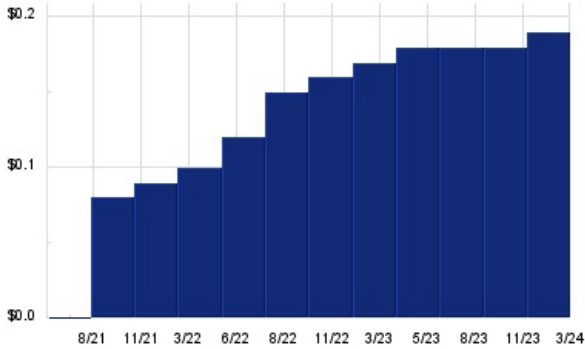


A-Mark Precious Metals is a precious metals platform that provides gold, silver, platinum, palladium, and copper bullion, numismatic coins, and related products to wholesale and retail customers. Co.'s segments are: Wholesale Sales and Ancillary Services, which include Industrial, Coin and Bar, Trading and Finance, Storage, Logistics, and Mint; Direct-to-Consumer, which operates via its subsidiaries, JM Bullion, Inc. and Goldline, Inc., which sell precious metals; and Secured Lending, which operates via its subsidiary, Collateral Finance Corporation, LLC, that originates and acquires commercial loans secured by bullion, numismatic coins, sports cards and sports memorabilia.

## RYI — KEY STATS

Name:	Ryerson Holding Corp
Stock buyback:	RYI buyback
Website:	<a href="http://www.ir.ryerson.com">www.ir.ryerson.com</a>
Sector:	Non-Precious Metals & Non-Metallic Mining
Number of ETFs Holding RYI:	33 ( <a href="#">see which ones</a> )
Total Market Value Held by ETFs:	\$128,969,223
Total Market Capitalization:	\$1,120,000,000
% of Market Cap. Held by ETFs:	11.52%

## RYI DIVIDEND HISTORY



TickerTech.com Apr 1, 2024

## STLD — KEY STATS

Name:	Steel Dynamics Inc.
Stock buyback:	STLD buyback
Website:	<a href="http://www.steeldynamics.com">www.steeldynamics.com</a>
Sector:	Non-Precious Metals & Non-Metallic Mining
Number of ETFs Holding STLD:	125 ( <a href="#">see which ones</a> )
Total Market Value Held by ETFs:	\$4,377,066,373.77
Total Market Capitalization:	\$23,247,000,000
% of Market Cap. Held by ETFs:	18.83%

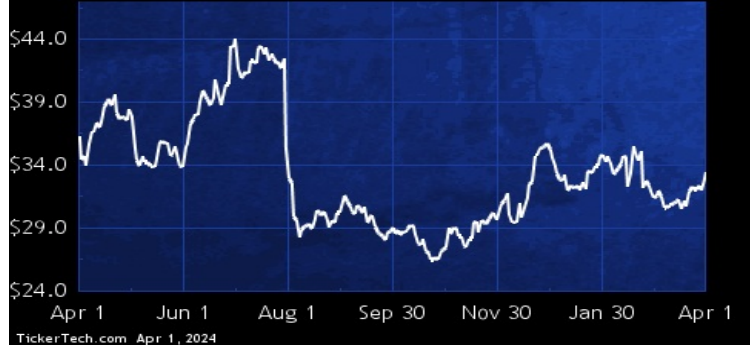
## STLD DIVIDEND HISTORY



TickerTech.com Mar 31, 2024

## RYI — 2.2% YIELD

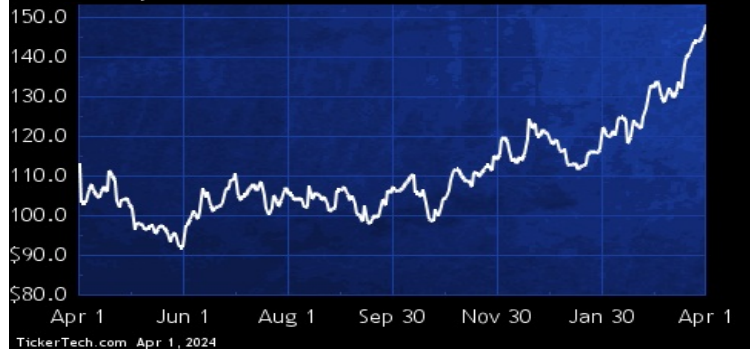
### Ryerson Holding Corp



Ryerson Holding is a metals service center, a processor and distributor of industrial metals with operations in the U.S. through Joseph T. Ryerson & Son, Inc., in Canada through its subsidiary, Ryerson Canada, Inc., and in Mexico through its subsidiary, Ryerson Metals de Mexico, S. de R.L. de C.V. In addition, Co. conducts processing and distribution operations in China through an indirect wholly-owned subsidiary, Ryerson China Limited. Co. carries a line of products in stainless steel, aluminum, carbon steel, and alloy steels and a line of nickel and red metals in various shapes and forms. In addition to its metals products, Co. provides several processing and fabrication services.

## STLD — 1.2% YIELD

### Steel Dynamics Inc.

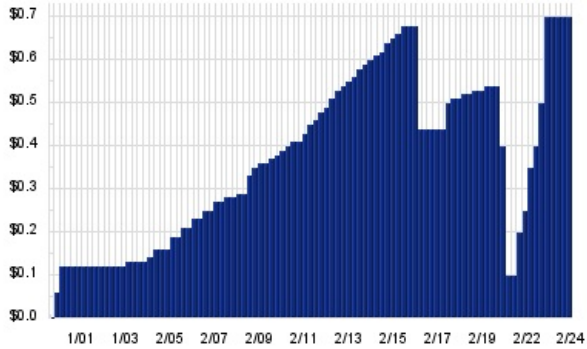


Steel Dynamics is a steel producer and metal recycler in the U.S. Co. manufactures and sells steel products, processes and sells recycled ferrous and nonferrous metals, and fabricates and sells steel joists and deck products. Co.'s segments include: Steel Operations, which produce steel from ferrous scrap and scrap substitutes, utilize continuous casting, automated rolling mills and various steel coating and process lines; Metals Recycling Operations, which include both ferrous and nonferrous scrap metal processing, transportation, marketing, brokerage and scrap management services; and Steel Fabrication Operations, which serve the non-residential construction industry throughout the U.S.

## ARLP — KEY STATS

Name:	Alliance Resource Partners LP
Website:	<a href="http://www.arlp.com">www.arlp.com</a>
Sector:	Metals & Mining
Number of ETFs Holding ARLP:	5 ( <a href="#">see which ones</a> )
Total Market Value Held by ETFs:	\$4,624,402.47
Total Market Capitalization:	\$2,568,000,000
% of Market Cap. Held by ETFs:	0.18%

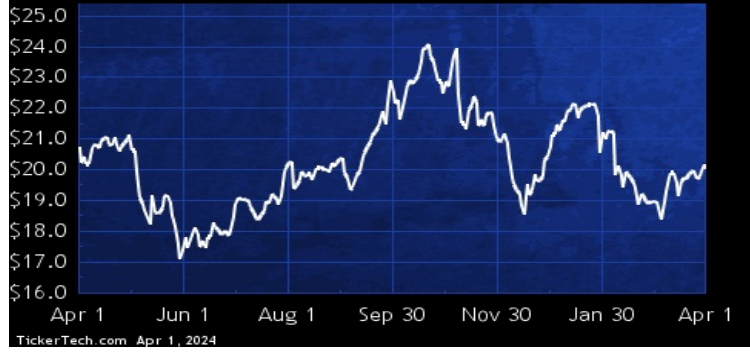
## ARLP DIVIDEND HISTORY



TickerTech.com Mar 30, 2024

## ARLP — 14.0% YIELD

### Alliance Resource Partners LP

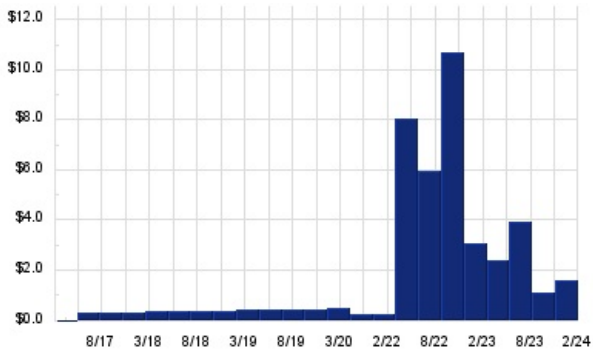


Alliance Resource Partners is a natural resource company. Co. is a coal producer in the eastern U.S. with underground mining complexes in Illinois, Indiana, Kentucky, Maryland, Pennsylvania, and West Virginia as well as a coal-loading terminal in Indiana on the Ohio River. Co. has four segments: Illinois Basin Coal Operations, which includes its operating mining complexes Gibson County Coal's mining complex; Appalachia Coal Operations, which includes its the Mettiki mining complex, the Tunnel Ridge mining complex and the MC Mining mining complex; Oil and Gas Royalties, which includes oil and gas mineral interests; and Coal Royalties, which includes coal mineral reserves and resources.

## ARCH — KEY STATS

Name:	Arch Resources Inc (DE)
Stock buyback:	ARCH buyback
Website:	<a href="http://www.archcoal.com">www.archcoal.com</a>
Sector:	Metals & Mining
Number of ETFs Holding ARCH:	51 ( <a href="#">see which ones</a> )
Total Market Value Held by ETFs:	\$758,078,375.49
Total Market Capitalization:	\$2,982,000,000
% of Market Cap. Held by ETFs:	25.42%

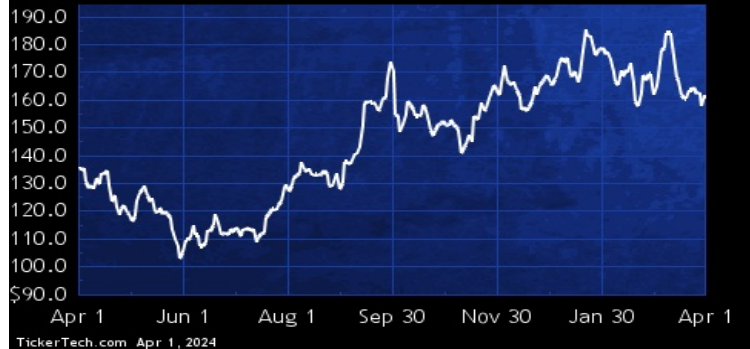
## ARCH DIVIDEND HISTORY



TickerTech.com Apr 1, 2024

## ARCH — 0.6% YIELD

### Arch Resources Inc

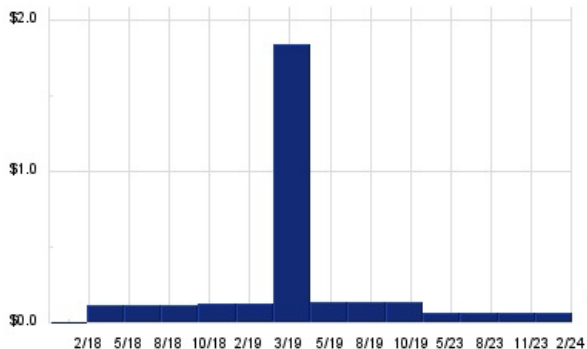


Arch Coal is a coal producer and a producer of metallurgical coal. Co. sells substantially all of its coal to steel mills, power plants and industrial facilities. Co. operates several active mines. Co.'s reportable business segments are based on two lines of business, metallurgical coal and thermal coal, and may include a number of mine complexes. Co. reports its results of operations primarily through the following reportable segments: Metallurgical segment, containing its metallurgical operations in West Virginia, and the Thermal segment containing its thermal operations in Wyoming and Colorado.

## BTU — KEY STATS

Name:	Peabody Energy Corp (New)
Website:	<a href="http://www.peabodyenergy.com">www.peabodyenergy.com</a>
Sector:	<a href="#">Metals &amp; Mining</a>
Number of ETFs Holding BTU:	49 ( <a href="#">see which ones</a> )
Total Market Value Held by ETFs:	\$717,982,859.92
Total Market Capitalization:	\$3,113,000,000
% of Market Cap. Held by ETFs:	23.06%

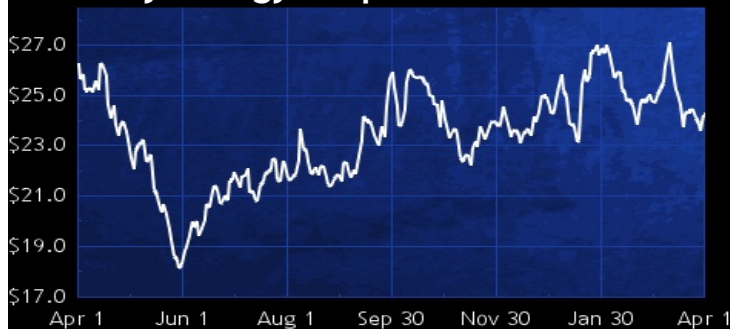
## BTU DIVIDEND HISTORY



TickerTech.com Apr 1, 2024

## BTU — 1.2% YIELD

### Peabody Energy Corp



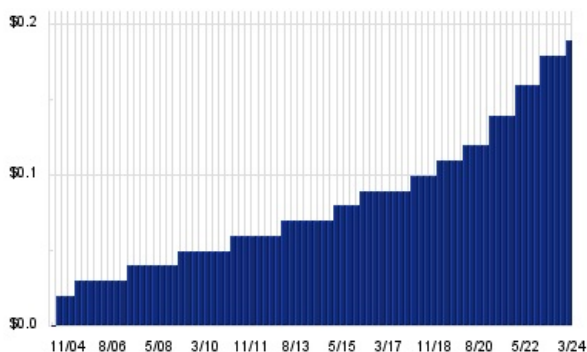
TickerTech.com Apr 1, 2024

Peabody Energy is a producer of metallurgical and thermal coal. In addition to its mining operations, Co. markets and brokers coal from other coal producers, both as principal and agent, and trades coal and freight-related contracts. Co. operates primarily through the following reportable segments: Seaborne Thermal Mining, which consists of mines in New South Wales, Australia; Seaborne Metallurgical Mining, which consists of mines in Queensland, Australia, New South Wales, Australia and Alabama; Powder River Basin Mining, which consists of its mines in Wyoming; and Other U.S. Thermal Mining, which reflects the aggregation of its Illinois, Indiana, New Mexico and Colorado mining operations.

## SLGN — KEY STATS

Name:	Silgan Holdings Inc
Stock buyback:	<a href="#">SLGN buyback</a>
Website:	<a href="http://www.silganholdings.com">www.silganholdings.com</a>
Sector:	<a href="#">Metals Fabrication &amp; Products</a>
Number of ETFs Holding SLGN:	62 ( <a href="#">see which ones</a> )
Total Market Value Held by ETFs:	\$783,274,869.27
Total Market Capitalization:	\$5,024,000,000
% of Market Cap. Held by ETFs:	15.59%

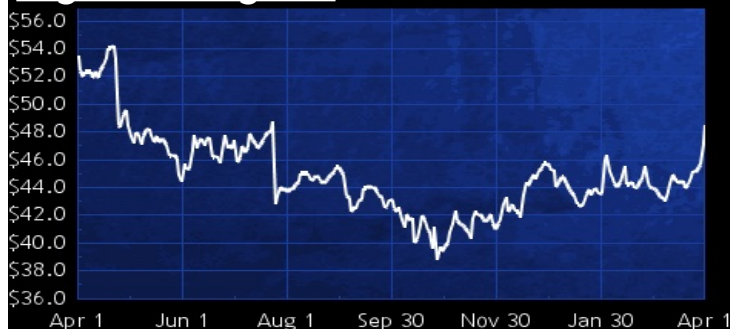
## SLGN DIVIDEND HISTORY



TickerTech.com Apr 1, 2024

## SLGN — 1.6% YIELD

### Silgan Holdings Inc



TickerTech.com Apr 1, 2024

Silgan Holdings is a holding company. Through its subsidiaries, Co. manufactures rigid packaging solutions for consumer goods products. Co.'s three businesses are: dispensing and specialty closures business, which provides a variety of dispensing system solutions, including integrated dispensing packaging solutions, and proprietary metal and plastic specialty closures, as well as capping/sealing equipment and detection systems; metal containers business, which is engaged in the manufacture and sale of steel and aluminum containers; and custom containers business, which produces custom containers from a range of resin materials and provides an array of molding and decorating capabilities.

## NUE — KEY STATS

Name:	Nucor Corp.
Stock buyback:	<a href="#">NUE buyback</a>
Website:	<a href="http://www.nucor.com">www.nucor.com</a>
Sector:	<a href="#">Non-Precious Metals &amp; Non-Metallic Mining</a>
Number of ETFs Holding NUE:	120 ( <a href="#">see which ones</a> )
Total Market Value Held by ETFs:	\$8,470,806,632.16
Total Market Capitalization:	\$47,802,000,000
% of Market Cap. Held by ETFs:	17.72%

## NUE DIVIDEND HISTORY

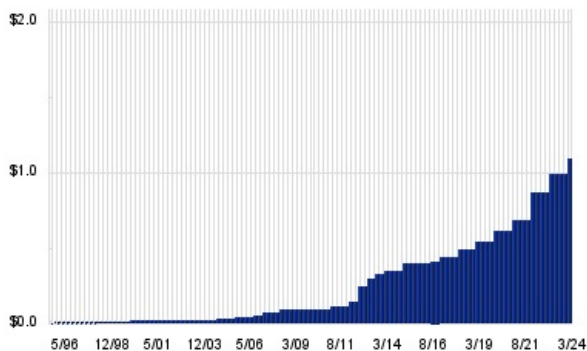


TickerTech.com Apr 1, 2024

## RS — KEY STATS

Name:	Reliance Inc
Website:	<a href="http://www.rsac.com">www.rsac.com</a>
Sector:	<a href="#">Non-Precious Metals &amp; Non-Metallic Mining</a>
Number of ETFs Holding RS:	95 ( <a href="#">see which ones</a> )
Total Market Value Held by ETFs:	\$4,038,326,565.96
Total Market Capitalization:	\$19,346,000,000
% of Market Cap. Held by ETFs:	20.87%

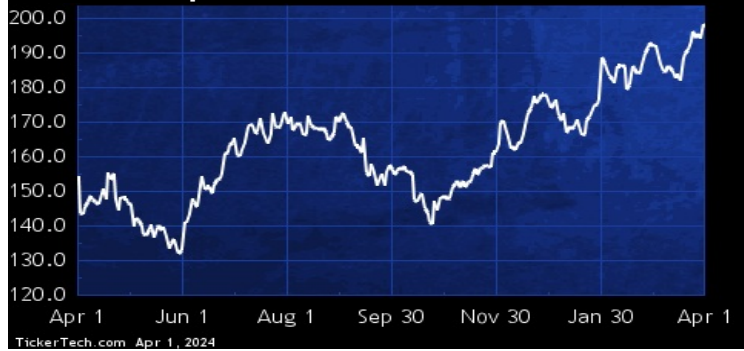
## RS DIVIDEND HISTORY



TickerTech.com Apr 1, 2024

## NUE — 1.1% YIELD

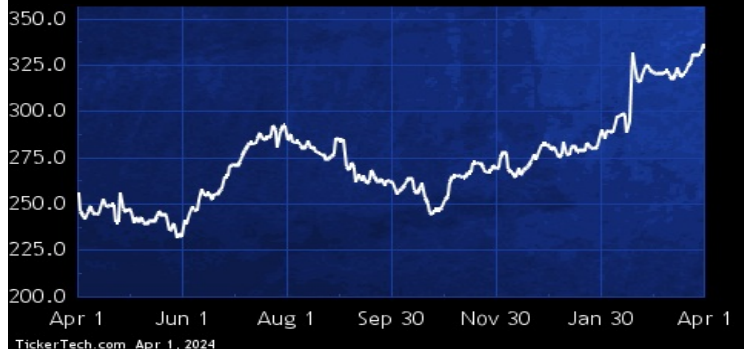
### Nucor Corp.



Nucor manufactures steel and steel products. Co. has three segments: steel mills, which produces sheet steel, plate steel, structural steel and bar steel; steel products, which produces hollow structural section steel tubing, electrical conduit, steel racking, steel joists and joist girders, steel deck, fabricated concrete reinforcing steel, cold finished steel, steel fasteners, metal building systems, insulated metal panels, steel grating and expanded metal, and wire and wire mesh; and raw materials, which produces direct reduced iron (DRI), brokers ferrous and nonferrous metals, pig iron, hot briquetted iron and DRI, supplies ferro-alloys, and processes ferrous and nonferrous scrap metal.

## RS — 1.3% YIELD

### Reliance Inc



Reliance Steel & Aluminum is a metal solutions provider and a metals service center company in North America (U.S. and Canada). Co. provides metals processing services and distributes a line of metal products, including alloy, aluminum, brass, copper, carbon steel, stainless steel, titanium and specialty steel products, to its customers in a range of industries, including general manufacturing, non-residential construction, transportation, aerospace, energy, electronics and semiconductor fabrication, and heavy industry. Co. also services the auto industry, primarily through its toll processing operations where it processes the metal for a fee, without taking ownership of the metal.

 **METALS Channel**

 **Dividend Channel**

Nothing in Dividend Channel is intended to be investment advice, nor does it represent the opinion of, counsel from, or recommendations by BNK Invest Inc. or any of its affiliates, subsidiaries or partners. None of the information contained herein constitutes a recommendation that any particular security, portfolio, transaction, or investment strategy is suitable for any specific person. All viewers agree that under no circumstances will BNK Invest, Inc., its subsidiaries, partners, officers, employees, affiliates, or agents be held liable for any loss or damage caused by your reliance on information obtained. By visiting, using or viewing this site, you agree to the following [Full Disclaimer & Terms of Service](#). Video widget and dividend videos powered by Market News Video. Quote data delayed at least 20 minutes; data powered by Ticker Technologies, and Mergent. [Contact Dividend Channel](#); [Meet Our Editorial Staff](#).

