

## 10 Dividend Paying Metals Stocks

<http://www.metalschannel.com/>

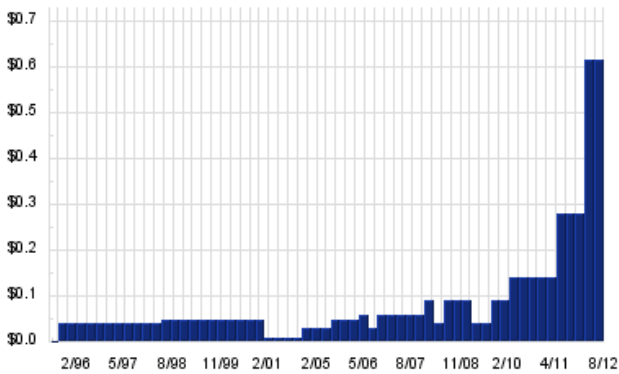
Metals Channel paired our coverage universe of metals stocks, with Dividend Channel's proprietary DividendRank formula, to bring you this list of 10 top ranked dividend paying metals stocks. The DividendRank formula considers a variety of data – dividend history & yield, book value, quarterly earnings – and compares it to the stock's trading data to come up with certain calculations about profitability and about the stock's valuation (whether we think it looks "cheap" or "expensive"). The result is this list of the top most "interesting" ideas that merit further research.



## CLF — Key Stats

Name:	Cliffs Natural Resources, Inc.
Website:	<a href="http://www.cliffsnaturalresources.com">www.cliffsnaturalresources.com</a>
Sector:	Non-Precious Metals & Non-Metallic Mining
Number of ETFs Holding CLF:	58 ( <a href="#">see which ones</a> )
Total Market Value Held by ETFs:	\$229,381,380.14
Total Market Capitalization:	\$6,170,000,000
% of Market Cap. Held by ETFs:	3.72%

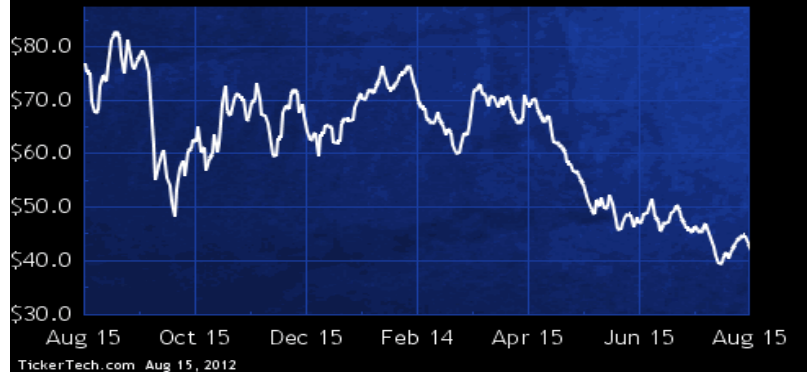
## CLF Dividend History



TickerTech.com Aug 15, 2012

## CLF — 6.0% Yield

### Cliffs Natural Resources, Inc.

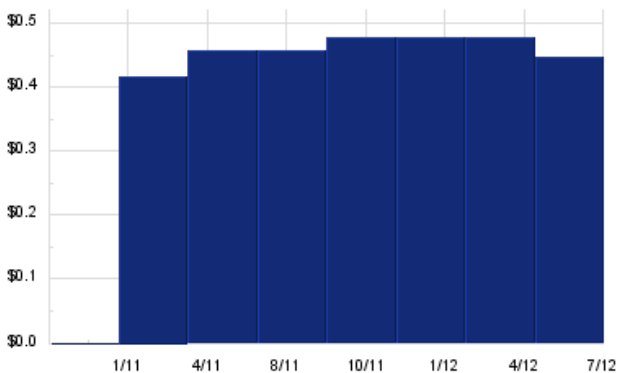


Cliffs Natural Resources is a mining and natural resources company. As of Dec 31 2011, Co. operated five iron ore mines in Michigan and Minnesota, five metallurgical coal mines in West Virginia and Alabama, and one thermal coal mine in West Virginia. Co. also operates two iron ore mines in Eastern Canada. Co.'s Asia Pacific operations are comprised of two iron ore mining complexes in Western Australia, and a 45.0% economic interest in a coking and thermal coal mine in Queensland, Australia. In Latin America, Co. has a 30.0% interest in Amapa, a Brazilian iron ore project, and in Ontario, Canada, Co. has a key chromite project in the pre-feasibility stage of exploration.

## RNO — Key Stats

Name:	Rhino Resource Partners LP
Website:	<a href="http://www.rhinolp.com">www.rhinolp.com</a>
Sector:	Metals & Mining
Number of ETFs Holding RNO:	2 ( <a href="#">see which ones</a> )
Total Market Value Held by ETFs:	\$555,144
Total Market Capitalization:	\$224,000,000
% of Market Cap. Held by ETFs:	0.25%

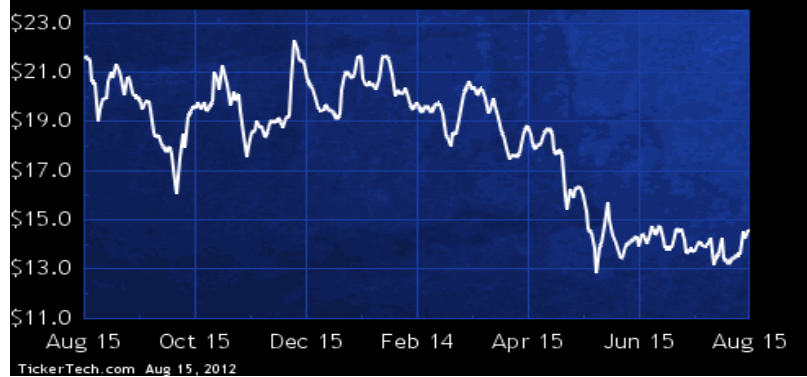
## RNO Dividend History



TickerTech.com Aug 15, 2012

## RNO — 12.2% Yield

### Rhino Resource Partners LP

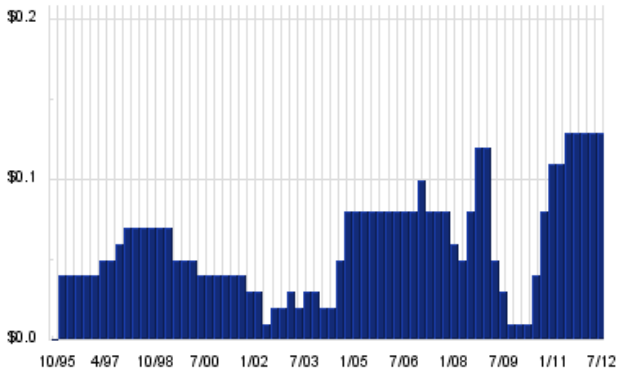


Rhino Resource Partners is the parent company of a group engaged in controlling, maintaining, and operating coal properties and related assets. Co. produces, processes, and sells coal primarily to electric utility companies. Co. coal reserves are located in Central Appalachia, Northern Appalachia, Illinois Basin, and the Western Bituminous region. Co. also mines limestone and sells it to construction companies and road builders. Co. provides auxiliary services through its subsidiaries Rhino Trucking, Rhino Services, and Triad Roof Support Systems.

## FRD — Key Stats

Name:	Friedman Industries, Inc.
Website:	<a href="http://www.friedmanindustries.com">www.friedmanindustries.com</a>
Sector:	Non-Precious Metals & Non-Metallic Mining
Number of ETFs Holding FRD:	1 (see which ones)
Total Market Value Held by ETFs:	\$53,851
Total Market Capitalization:	\$64,000,000
% of Market Cap. Held by ETFs:	0.08%

## FRD Dividend History

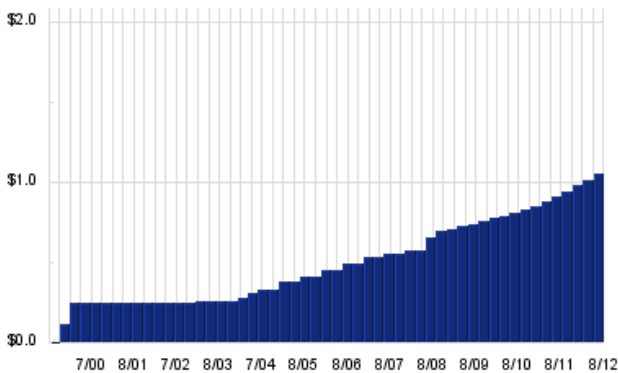


TickerTech.com Aug 15, 2012

## ARLP — Key Stats

Name:	Alliance Resource Partners, L.P.
Website:	<a href="http://www.arlp.com">www.arlp.com</a>
Sector:	Metals & Mining
Number of ETFs Holding ARLP:	2 (see which ones)
Total Market Value Held by ETFs:	\$316,672
Total Market Capitalization:	\$2,395,000,000
% of Market Cap. Held by ETFs:	0.01%

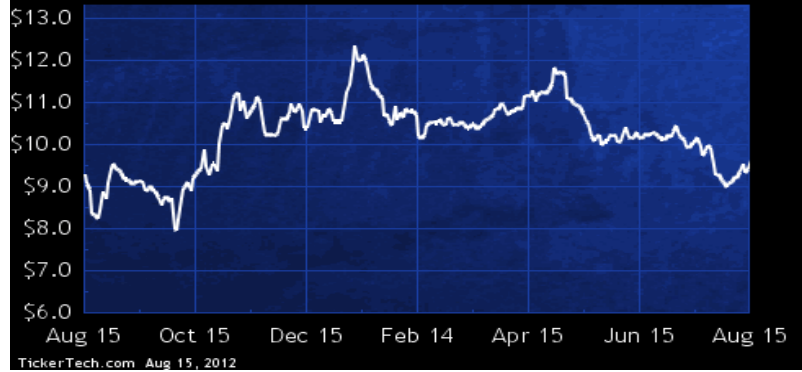
## ARLP Dividend History



TickerTech.com Aug 15, 2012

## FRD — 5.4% Yield

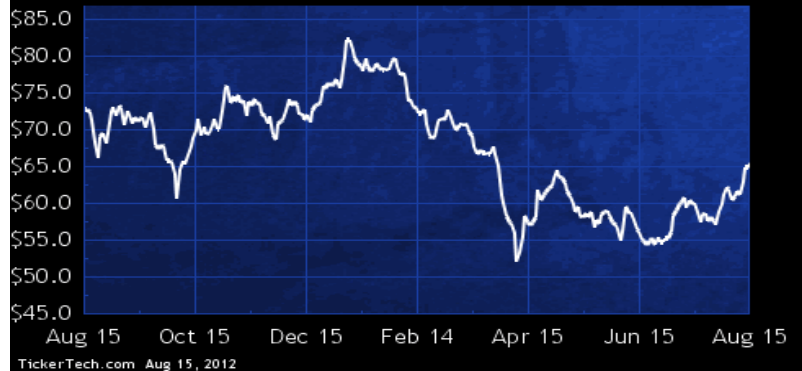
### Friedman Industries, Inc.



Friedman Industries is engaged in steel processing, pipe manufacturing and processing and steel and pipe distribution. As of Mar 31 2011, Co. had two product groups, coil and tubular products. Co. purchases hot-rolled steel coils, processes the coils into flat, finished sheet and plate and sells these products on a wholesale basis. Co. also processes customer-owned coils on a fee basis. Through its Texas Tubular Products Division (TTP), Co. manufactures, purchases, processes and markets tubular products. TTP operates two pipe mills which manufacture line and oil country pipe and also manufacture pipe for structural and piling purposes.

## ARLP — 6.5% Yield

### Alliance Resource Partners, L.P.

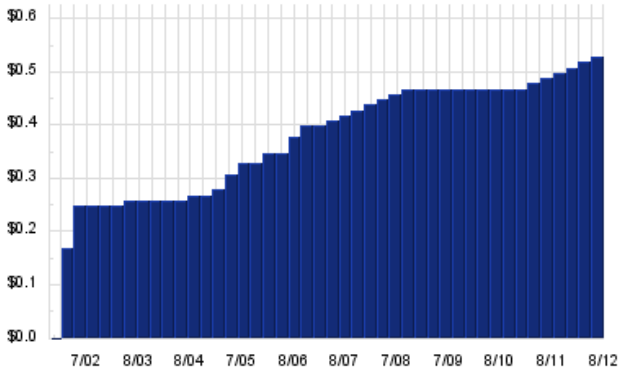


Alliance Resource Partners is a producer and marketer of a range of steam coals with varying sulfur and heat contents primarily to U.S. utilities and industrial users. In addition, Co. develops and markets additional services, which include ash and scrubber sludge removal, coal yard maintenance and arranging alternate transportation services. As of Dec 31 2010, Co. operated nine underground mining complexes in Illinois, Indiana, Kentucky, Maryland, and West Virginia. Also, at such date, Co. had approximately 697.4 million tons of coal reserves in Illinois, Indiana, Kentucky, Maryland, Pennsylvania and West Virginia.

## PVR — Key Stats

Name:	Penn Virginia Resource Partners, L.P.
Website:	<a href="http://www.pvresource.com">www.pvresource.com</a>
Sector:	Metals & Mining
Number of ETFs Holding PVR:	2 (see which ones)
Total Market Value Held by ETFs:	\$191,432
Total Market Capitalization:	\$2,143,000,000
% of Market Cap. Held by ETFs:	0.01%

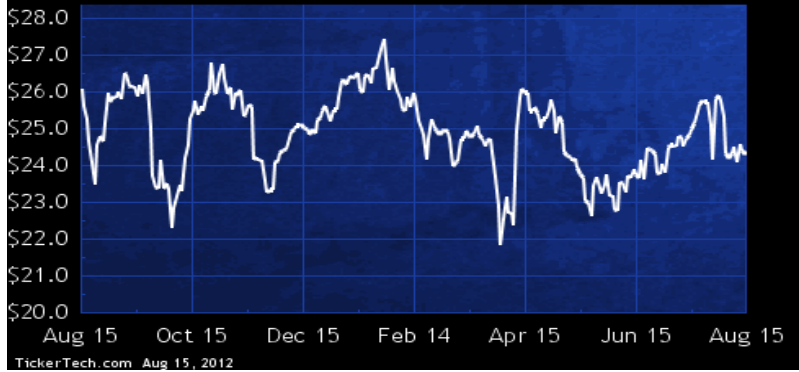
## PVR Dividend History



TickerTech.com Aug 15, 2012

## PVR — 8.7% Yield

### Penn Virginia Resource Partners, L.P.



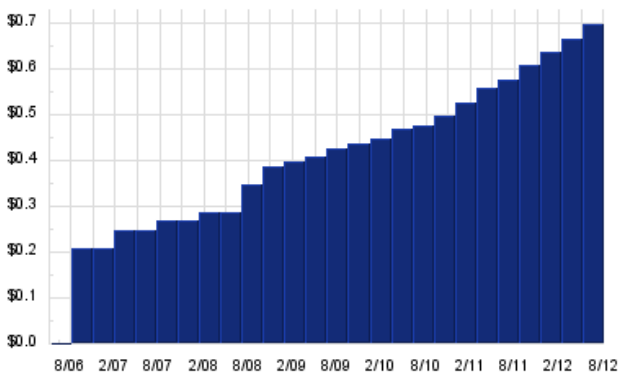
TickerTech.com Aug 15, 2012

Penn Virginia Resource Partners is engaged in the management of coal and natural resource properties and the gathering and processing of natural gas. At Dec 31 2009, Co. conducted its operations in two business segments. The coal and natural resource management segment primarily involves the management and leasing of coal properties and the subsequent collection of royalties. The natural gas midstream segment is engaged in providing natural gas processing, gathering and other related services. At Dec 31 2009, Co. owned or controlled approx. 829,000,000 tons of proven and probable coal reserves located on approx. 497,000 acres in Illinois, Kentucky, New Mexico, Virginia and West Virginia.

## AHGP — Key Stats

Name:	Alliance Holdings Group LP
Website:	<a href="http://www.ahgp.com">www.ahgp.com</a>
Sector:	Metals & Mining
Number of ETFs Holding AHGP:	3 (see which ones)
Total Market Value Held by ETFs:	\$1,978,547
Total Market Capitalization:	\$2,756,000,000
% of Market Cap. Held by ETFs:	0.07%

## AHGP Dividend History



TickerTech.com Aug 15, 2012

## AHGP — 5.9% Yield

### Alliance Holdings Group LP



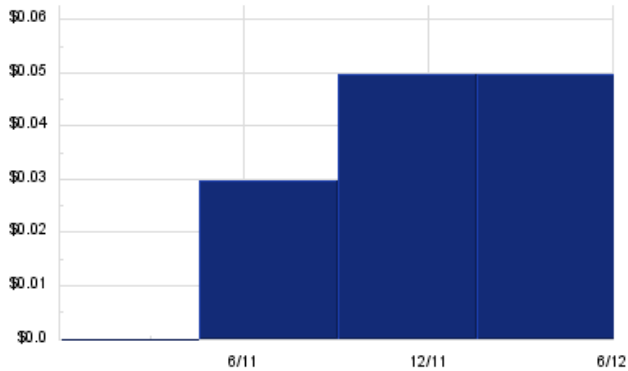
TickerTech.com Aug 15, 2012

Alliance Holdings Group is a limited partnership. Co. owns 100.0% of the members' interest in Alliance Resource Management GP, LLC, the managing general partner of Alliance Resource Partners, L.P. (ARLP). ARLP conducts substantially all of its business through its wholly-owned subsidiary, Alliance Resource Operating Partners, L.P. ARLP and its subsidiaries (ARLP Partnership) are a producer and marketer of coal primarily to U.S. utilities and industrial users, and produce a range of steam coals with several sulfur and heat contents. As of Dec 31 2010, ARLP Partnership operated nine underground mining complexes in Illinois, Indiana, Kentucky, Maryland, and West Virginia.

## NSU — Key Stats

Name:	Nevsun Resources Ltd.
Website:	<a href="http://www.nevsun.com">www.nevsun.com</a>
Sector:	Precious Metals
Number of ETFs Holding NSU:	2 (see which ones)
Total Market Value Held by ETFs:	\$35,739,802
Total Market Capitalization:	\$720,000,000
% of Market Cap. Held by ETFs:	4.96%

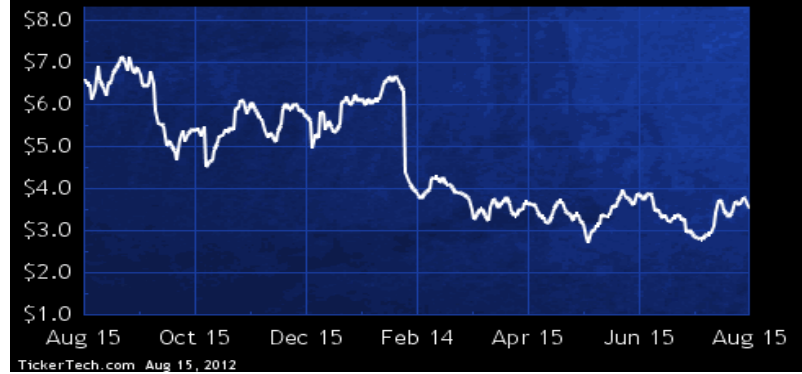
## NSU Dividend History



TickerTech.com Aug 15, 2012

## NSU — 2.8% Yield

### Nevsun Resources Ltd.

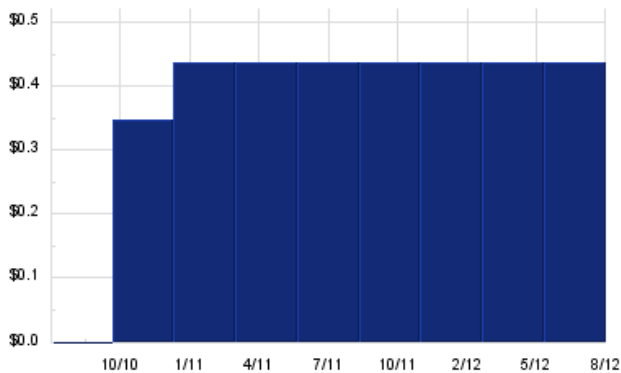


Nevsun Resources is a mineral resource company engaged in the acquisition, exploration, development and production of mineral properties.

## OXF — Key Stats

Name:	Oxford Resource Partners LP
Sector:	Metals & Mining

## OXF Dividend History



TickerTech.com Aug 15, 2012

## OXF — 21.1% Yield

### Oxford Resource Partners LP

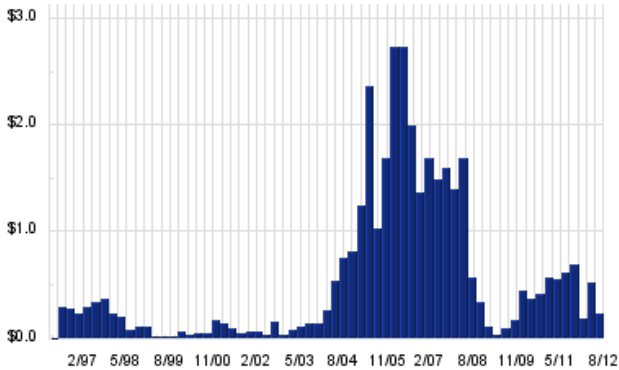


Oxford Resource Partners is a producer of steam coal and surface mined coal in Ohio. Co.'s reserves and operations are located in Northern Appalachia and the Illinois Basin to serve its primary market area of Illinois, Indiana, Kentucky, Ohio, Pennsylvania and West Virginia. Co. markets its coal primarily to utilities with coal-fired, base-load scrubbed power plants under long-term coal sales contracts. As of Dec 31 2010, Co. owned and/or controlled 93.5 million tons of proven and probable coal reserves.

## SCCO — Key Stats

Name:	Southern Copper Corp
Website:	<a href="http://www.southernperu.com">www.southernperu.com</a>
Sector:	Non-Precious Metals & Non-Metallic Mining
Number of ETFs Holding SCCO:	45 (see which ones)
Total Market Value Held by ETFs:	\$222,527,977.5
Total Market Capitalization:	\$28,131,000,000
% of Market Cap. Held by ETFs:	0.79%

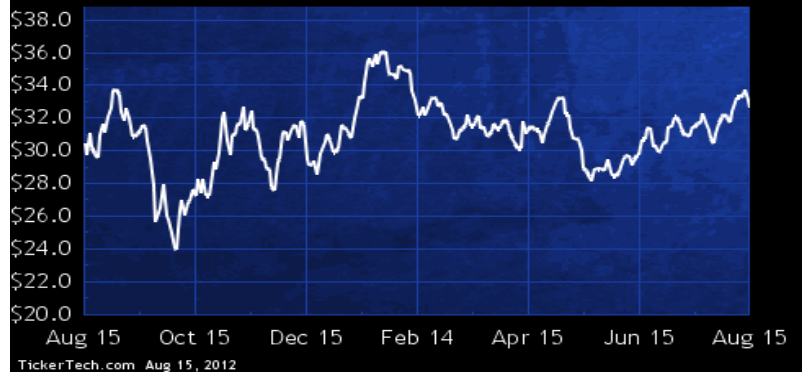
## SCCO Dividend History



TickerTech.com Aug 15, 2012

## SCCO — 2.9% Yield

### Southern Copper Corp

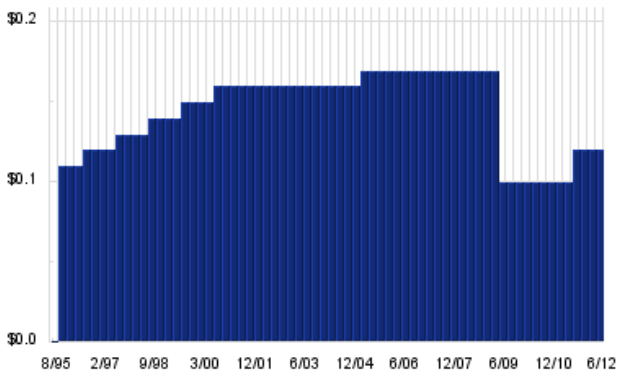


Southern Copper produces copper, molybdenum, zinc and silver. Co.'s mining, smelting and refining facilities are located in Peru and in Mexico, and it conducts exploration activities in those countries and Chile. Co.'s Peruvian copper operations involve mining, milling and flotation of copper ore to produce copper concentrates and molybdenum concentrates; the smelting of copper concentrates to produce anode copper; and the refining of anode copper to produce copper cathodes. As part of this production process, Co. also produces molybdenum concentrate and refined silver. Co.'s Mexican operations are engaged in the mining and processing of copper, molybdenum, zinc, silver, gold and lead.

## WOR — Key Stats

Name:	Worthington Industries, Inc.
Website:	<a href="http://www.worthingtonindustries.com">www.worthingtonindustries.com</a>
Sector:	Non-Precious Metals & Non-Metallic Mining
Number of ETFs Holding WOR:	48 (see which ones)
Total Market Value Held by ETFs:	\$90,397,013.59
Total Market Capitalization:	\$1,538,000,000
% of Market Cap. Held by ETFs:	5.88%

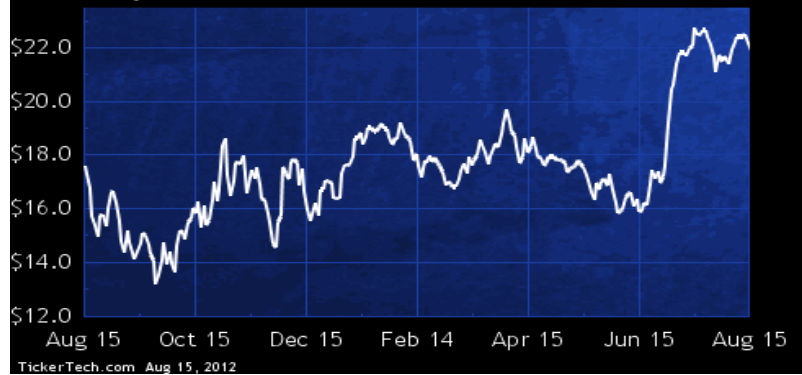
## WOR Dividend History



TickerTech.com Aug 15, 2012

## WOR — 2.4% Yield

### Worthington Industries, Inc.



Worthington Industries is a metals processing company focused on steel processing and manufactured metal products. Co.'s manufactured metal products include: pressure cylinder products such as propane, oxygen and helium tanks, hand torches, refrigerant and industrial cylinders, camping cylinders, scuba tanks and helium balloon kits; framing systems and stairs for mid-rise buildings; steel pallets and racks; as well as suspension grid systems for concealed and lay-in panel ceilings, laser welded blanks; light gauge steel framing for commercial and residential construction and automotive service stampings. Co. has three segments: Steel Processing, Pressure Cylinders and Metal Framing.



Nothing in Dividend Channel is intended to be investment advice, nor does it represent the opinion of, counsel from, or recommendations by BNK Invest Inc. or any of its affiliates, subsidiaries or partners. None of the information contained herein constitutes a recommendation that any particular security, portfolio, transaction, or investment strategy is suitable for any specific person. All viewers agree that under no circumstances will BNK Invest, Inc., its subsidiaries, partners, officers, employees, affiliates, or agents be held liable for any loss or damage caused by your reliance on information obtained.

By visiting, using or viewing this site, you agree to the following [Full Disclaimer & Terms of Service](#). Video widget and dividend videos powered by Market News Video. Quote data delayed at least 20 minutes; [data powered by Ticker Technologies](#), and Mergent. [Contact Dividend Channel](#); [Meet Our Editorial Staff](#).