

10 Dividend Paying Metals Stocks

<http://www.metalschannel.com/>

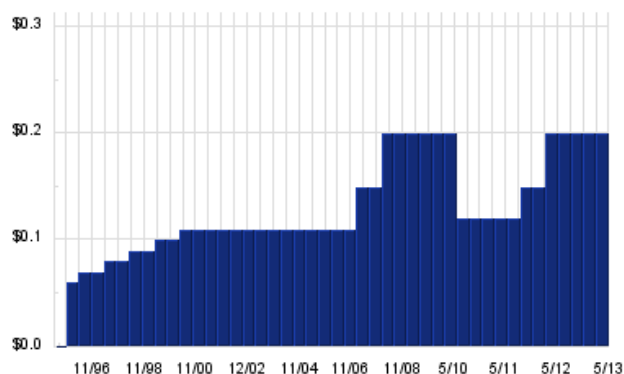
Metals Channel paired our coverage universe of metals stocks, with Dividend Channel's proprietary DividendRank formula, to bring you this list of 10 top ranked dividend paying metals stocks. The DividendRank formula considers a variety of data – dividend history & yield, book value, quarterly earnings – and compares it to the stock's trading data to come up with certain calculations about profitability and about the stock's valuation (whether we think it looks "cheap" or "expensive"). The result is this list of the top most "interesting" ideas that merit further research.



ABX — Key Stats

Name:	Barrick Gold Corp.
Website:	www.barrick.com
Sector:	Precious Metals
Number of ETFs Holding ABX:	11 (see which ones)
Total Market Value Held by ETFs:	\$833,962,263
Total Market Capitalization:	\$19,351,000,000
% of Market Cap. Held by ETFs:	4.31%

ABX Dividend History



TickerTech.com Aug 20, 2013

ABX — 1.1% Yield

Barrick Gold Corp.



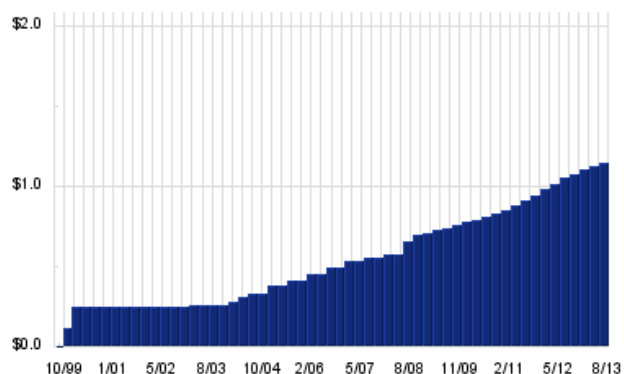
TickerTech.com Aug 20, 2013

Barrick Gold is engaged in the production and sale of gold, as well as related activities such as exploration and mine development. Co. also produces copper and hold interests in oil and gas properties located in Canada. Co.'s mining operations are concentrated in three regional business units: North America, South America and Australia Pacific. Co. also hold a 73.9% equity interest in African Barrick Gold plc that owns gold mines and exploration properties in Africa. Co.'s copper business unit contains producing copper mines located in Chile and Zambia; and a mine under construction located in Saudi Arabia.

ARLP — Key Stats

Name:	Alliance Resource Partners LP
Website:	www.arlp.com
Sector:	Metals & Mining
Number of ETFs Holding ARLP:	7 (see which ones)
Total Market Value Held by ETFs:	\$10,011,173
Total Market Capitalization:	\$2,773,000,000
% of Market Cap. Held by ETFs:	0.36%

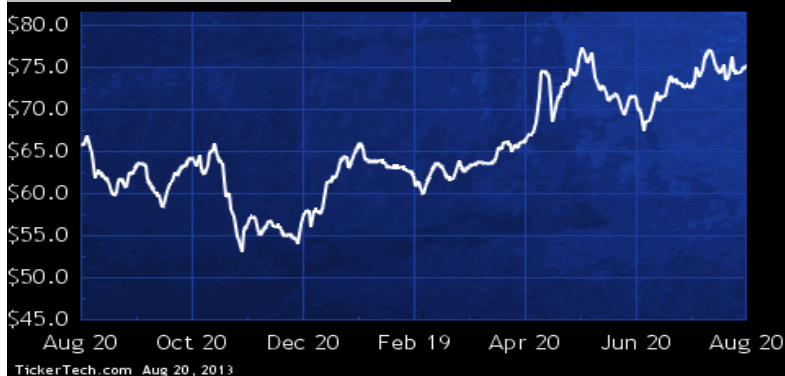
ARLP Dividend History



TickerTech.com Aug 20, 2013

ARLP — 6.1% Yield

Alliance Resource Partners LP



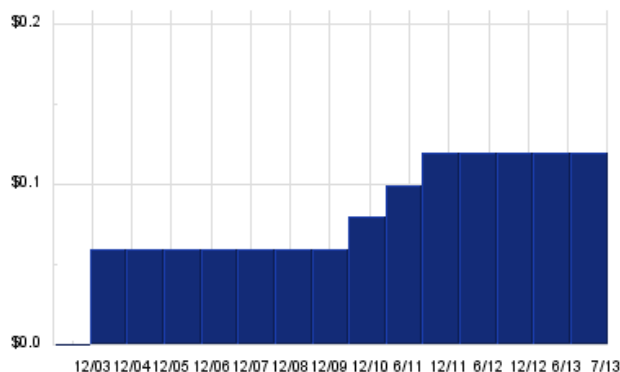
TickerTech.com Aug 20, 2013

Alliance Resource Partners is a producer and marketer of a range of steam coals with varying sulfur and heat contents primarily to U.S. utilities and industrial users. In addition, Co. develops and markets additional services, which include ash and scrubber sludge removal, coal yard maintenance and arranging alternate transportation services. As of Dec 31 2012, Co. operated 11 underground mining complexes in Illinois, Indiana, Kentucky, Maryland, and West Virginia. Also, at Dec 31 2012, Co. had approximately 919.5 million tons of coal reserves in Illinois, Indiana, Kentucky, Maryland, Pennsylvania and West Virginia.

IAG – Key Stats

Name:	IAMGold Corp
Website:	www.iamgold.com
Sector:	Precious Metals
Number of ETFs Holding IAG:	12 (see which ones)
Total Market Value Held by ETFs:	\$184,493,964
Total Market Capitalization:	\$2,376,000,000
% of Market Cap. Held by ETFs:	7.76%

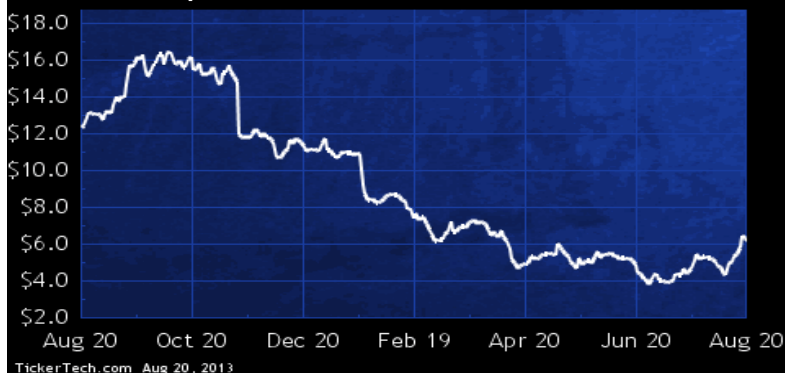
IAG Dividend History



TickerTech.com Aug 20, 2013

IAG – 4.1% Yield

IAMGold Corp



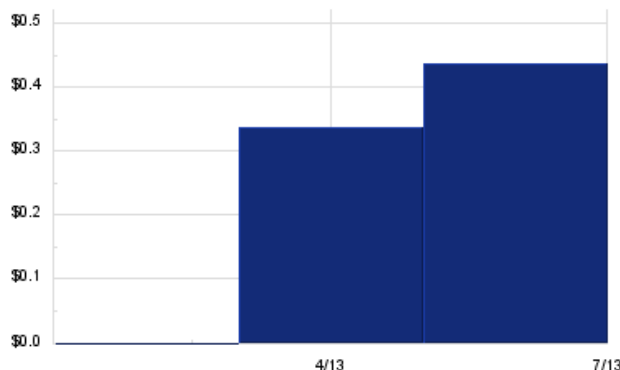
TickerTech.com Aug 20, 2013

IAMGold is engaged in the exploration for, development and operation of gold mining properties, and the operation of a niobium mine.

CLV – Key Stats

Name:	Cliffs Natural Resources, Inc.
Website:	www.cliffsnaturalresources.com
Sector:	Non-Precious Metals & Non-Metallic Mining
Number of ETFs Holding CLV:	1 (see which ones)
Total Market Value Held by ETFs:	\$38,937,546
Total Market Capitalization:	\$3,496,000,000
% of Market Cap. Held by ETFs:	1.11%

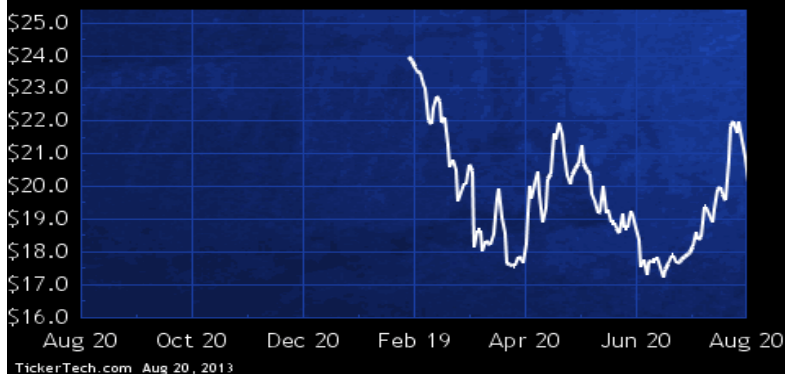
CLV Dividend History



TickerTech.com Aug 20, 2013

CLV – 8.7% Yield

Cliffs Natural Resources, Inc.



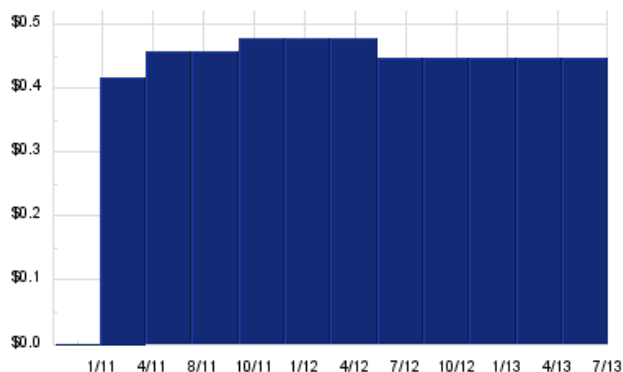
TickerTech.com Aug 20, 2013

Cliffs Natural Resources is an international mining and natural resources company, a iron ore producer and a producer of metallurgical coal. In the U. S., Co. operates five iron ore mines in Michigan and Minnesota, six metallurgical coal mines located in West Virginia and Alabama and one thermal coal mine located in West Virginia. Co. also operates two iron ore mines in Eastern Canada. As of Dec 31 2012, Co.'s Asia Pacific operations consist of its Koolyanobbing iron ore mining complex in Western Australia. Co.'s operations are: U.S. Iron Ore, Eastern Canadian Iron Ore, Asia Pacific Iron Ore, North American Coal, Latin American Iron Ore, Ferroalloys and its Global Exploration Group.

RNO — Key Stats

Name:	Rhino Resource Partners LP
Website:	www.rhinolp.com
Sector:	Metals & Mining
Number of ETFs Holding RNO:	4 (see which ones)
Total Market Value Held by ETFs:	\$1,217,102
Total Market Capitalization:	\$195,000,000
% of Market Cap. Held by ETFs:	0.62%

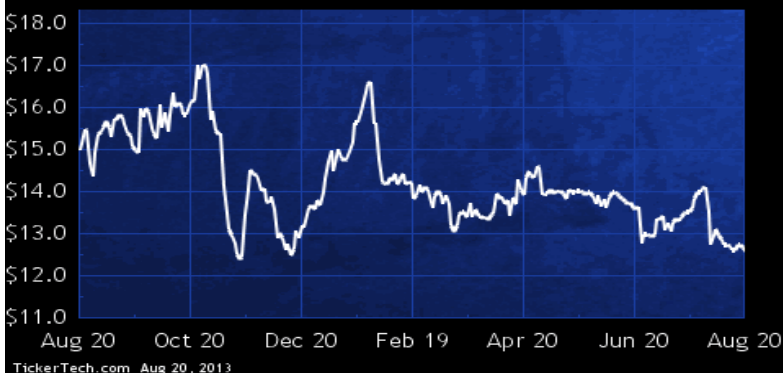
RNO Dividend History



TickerTech.com Aug 20, 2013

RNO — 14.2% Yield

Rhino Resource Partners LP

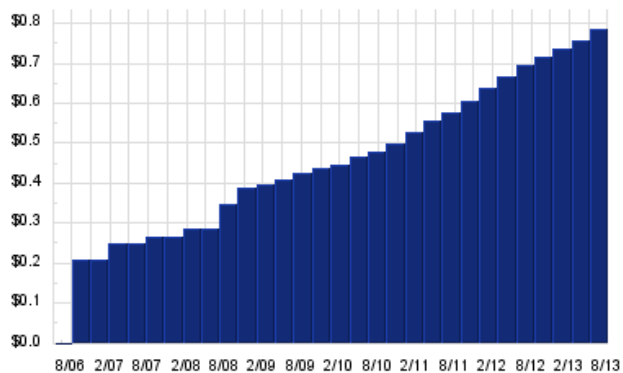


Rhino Resource Partners is engaged in producing, processing and selling coal of various steam and metallurgical grades. Co. also manages and leases coal properties and collects royalties from such management and leasing activities. Co.'s coal reserves are located in Central Appalachia, Northern Appalachia, the Illinois Basin and the Western Bituminous region. Co. conducts its businesses through four reportable business segments, which are Central Appalachia, Northern Appalachia, Eastern Met and Rhino Western. Co. also provides its ancillary businesses such as limestone operations. As of Dec. 31 2012, Co. controlled an estimated 463.7 million tons of proven and probable coal reserves.

AHGP — Key Stats

Name:	Alliance Holdings Group LP
Website:	www.ahgp.com
Sector:	Metals & Mining
Number of ETFs Holding AHGP:	5 (see which ones)
Total Market Value Held by ETFs:	\$9,021,895
Total Market Capitalization:	\$3,779,000,000
% of Market Cap. Held by ETFs:	0.24%

AHGP Dividend History



TickerTech.com Aug 20, 2013

AHGP — 5.0% Yield

Alliance Holdings Group LP

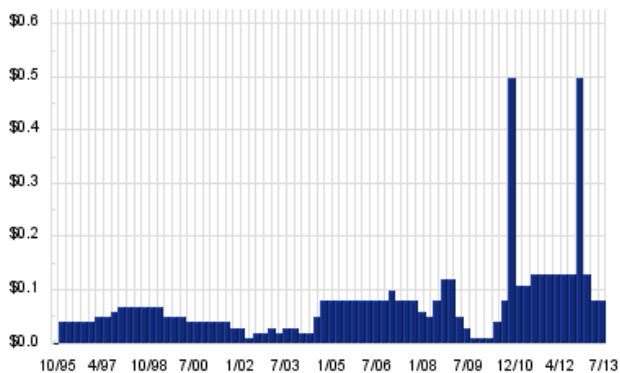


Alliance Holdings Group is a limited partnership. Co. owns 100.0% of the members' interest in Alliance Resource Management GP, LLC, the managing general partner of Alliance Resource Partners, L.P. (ARLP). Co., ARLP, and its subsidiaries (collectively, ARLP Partnership), produces and markets coal. At Dec 31 2011, the ARLP Partnership operated 10 underground mining complexes in Illinois, Indiana, Kentucky, Maryland, and West Virginia, including the Tunnel Ridge mine in West Virginia. The ARLP Partnership also is constructing a new mine in southern Indiana, operate a coal loading terminal on the Ohio River at Mt. Vernon, IN and is developing the White Oak mining complex in southern Illinois.

FRD — Key Stats

Name:	Friedman Industries, Inc.
Website:	www.friedmanindustries.com
Sector:	Non-Precious Metals & Non-Metallic Mining
Number of ETFs Holding FRD:	1 (see which ones)
Total Market Value Held by ETFs:	\$53,851
Total Market Capitalization:	\$67,000,000
% of Market Cap. Held by ETFs:	0.08%

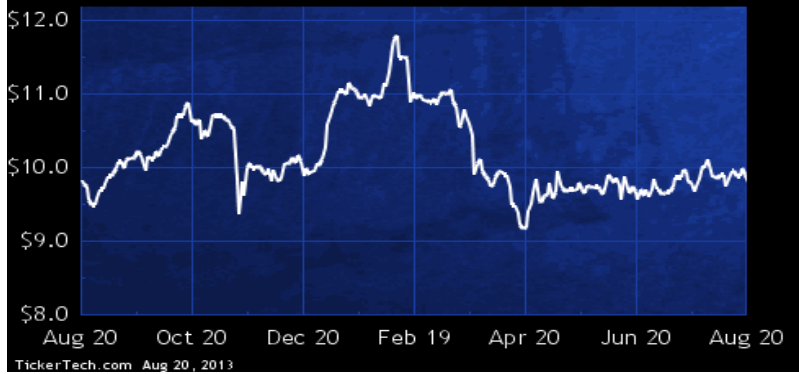
FRD Dividend History



TickerTech.com Aug 20, 2013

FRD — 3.3% Yield

Friedman Industries, Inc.

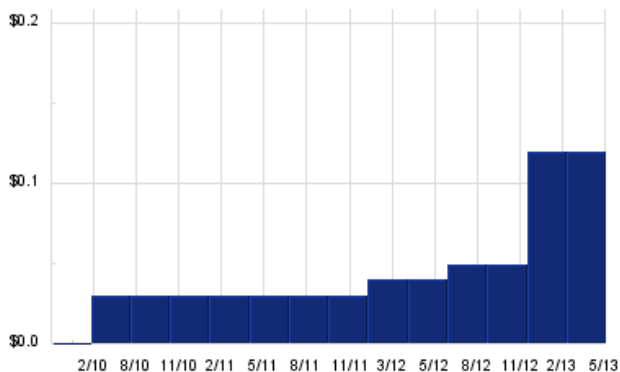


Friedman Industries is engaged in the steel processing, pipe manufacturing and processing and steel and pipe distribution business. Co. operates in two product groups: coil, which involve converting steel coils into flat sheet and plate steel cut to customer specifications and reselling steel coils; and tubular, in which it purchases, processes, manufactures and markets tubular products. Co. provides its coil products and processing services to steel distributors and customers fabricating steel products such as storage tanks, steel buildings, and farm machinery and equipment; and sells its tubular products to customers that include steel and pipe distributors, and piling contractors.

PAAS — Key Stats

Name:	Pan American Silver Corp.
Website:	www.panamericansilver.com
Sector:	Precious Metals
Number of ETFs Holding PAAS:	9 (see which ones)
Total Market Value Held by ETFs:	\$168,613,858
Total Market Capitalization:	\$2,066,000,000
% of Market Cap. Held by ETFs:	8.16%

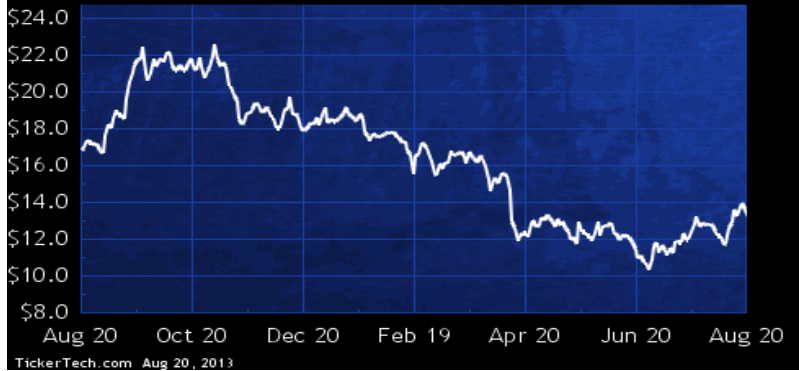
PAAS Dividend History



TickerTech.com Aug 20, 2013

PAAS — 3.8% Yield

Pan American Silver Corp.

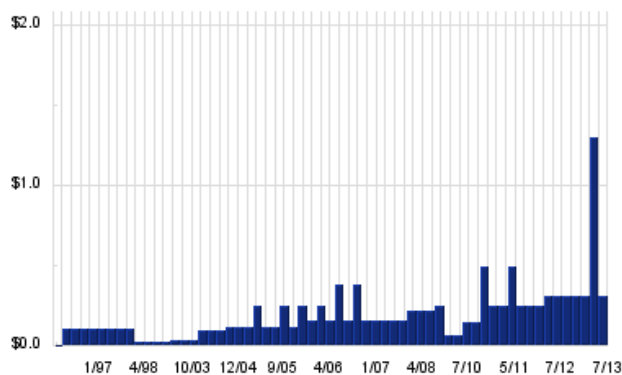


Pan American Silver is engaged in the production and sale of silver, gold and other base metals including copper, lead and zinc as well as other related activities, including exploration, extraction, processing, refining and reclamation. Co.'s primary product (silver) is produced in Peru, Mexico, Argentina and Bolivia. Additionally, Co. has project development activities in Peru, Mexico and Argentina, and exploration activities throughout South America and Mexico.

FCX — Key Stats

Name:	Freeport-McMoRan Copper & Gold Inc.
Website:	www.fcx.com
Sector:	<u>Non-Precious Metals & Non-Metallic Mining</u>
Number of ETFs Holding FCX:	78 (see which ones)
Total Market Value Held by ETFs:	\$1,153,539,201
Total Market Capitalization:	\$32,735,000,000
% of Market Cap. Held by ETFs:	3.52%

FCX Dividend History

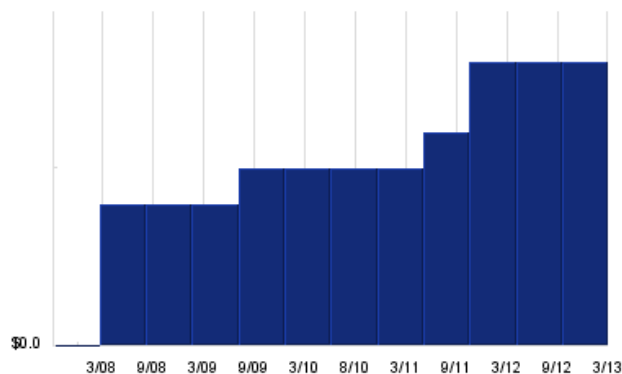


TickerTech.com Aug 20, 2013

KGC — Key Stats

Name:	Kinross Gold Corp.
Website:	www.kinross.com
Sector:	<u>Precious Metals</u>
Number of ETFs Holding KGC:	8 (see which ones)
Total Market Value Held by ETFs:	\$321,773,410
Total Market Capitalization:	\$6,750,000,000
% of Market Cap. Held by ETFs:	4.77%

KGC Dividend History



TickerTech.com Aug 20, 2013

FCX — 4.0% Yield

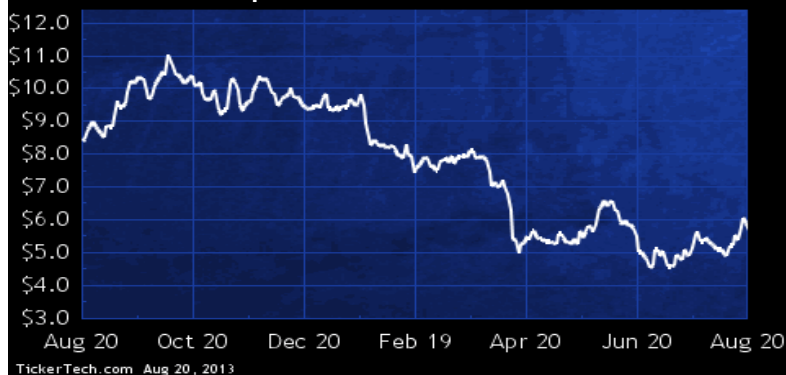
Freeport-McMoRan Copper & Gold Inc.



Freeport-McMoRan Copper & Gold is a mining company. Co.'s portfolio of assets includes the Grasberg minerals district in Indonesia, mining operations in North and South America, and the Tenke Fungurume minerals district in the Democratic Republic of Congo. Co.'s products include copper concentrate, cathode and continuous cast copper rod; gold products; molybdenum and molybdenum-based chemicals; as well as cobalt hydroxide, silver and other metals such as rhenium and magnetite. At Dec 31 2012, Co. had consolidated recoverable proven and probable reserves of 116.50 billion pounds of copper, 32.5 million ounces of gold, 3.42 billion pounds of molybdenum, and 321.4 million ounces of silver.

KGC — 2.8% Yield

Kinross Gold Corp.



Kinross Gold is engaged in the exploration, acquisition and production of gold and silver mining properties in Canada, the United States, the Russian Federation, Brazil, Ecuador, Chile, Ghana and Mauritania. As of Dec 31 2011, Co.'s proven mineral reserves for gold and silver were 1,381 ounces and 4,688 ounces respectively.



Nothing in Dividend Channel is intended to be investment advice, nor does it represent the opinion of, counsel from, or recommendations by BNK Invest Inc. or any of its affiliates, subsidiaries or partners. None of the information contained herein constitutes a recommendation that any particular security, portfolio, transaction, or investment strategy is suitable for any specific person. All viewers agree that under no circumstances will BNK Invest, Inc., its subsidiaries, partners, officers, employees, affiliates, or agents be held liable for any loss or damage caused by your reliance on information obtained.

By visiting, using or viewing this site, you agree to the following [Full Disclaimer & Terms of Service](#). Video widget and dividend videos powered by Market News Video. Quote data delayed at least 20 minutes; [data powered by Ticker Technologies](#), and Mergent. [Contact Dividend Channel](#); [Meet Our Editorial Staff](#).