

## 10 Dividend Paying Metals Stocks

<http://www.metalschannel.com/>

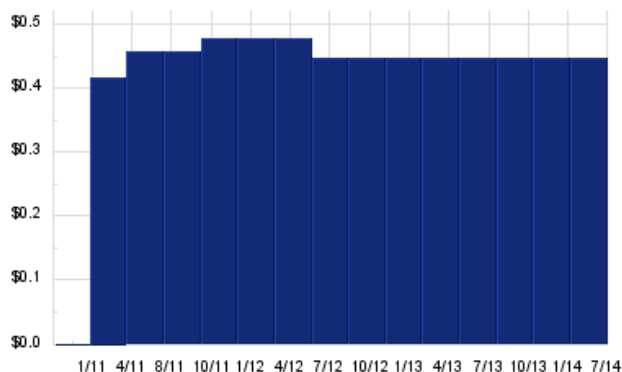
Metals Channel paired our coverage universe of metals stocks, with Dividend Channel's proprietary DividendRank formula, to bring you this list of 10 top ranked dividend paying metals stocks. The DividendRank formula considers a variety of data – dividend history & yield, book value, quarterly earnings – and compares it to the stock's trading data to come up with certain calculations about profitability and about the stock's valuation (whether we think it looks "cheap" or "expensive"). The result is this list of the top most "interesting" ideas that merit further research.



## RNO – Key Stats

Name:	Rhino Resource Partners LP
Website:	<a href="http://www.rhinolp.com">www.rhinolp.com</a>
Sector:	Metals & Mining
Number of ETFs Holding RNO:	16 (see which ones)
Total Market Value Held by ETFs:	\$149,702,883
Total Market Capitalization:	\$234,000,000
% of Market Cap. Held by ETFs:	63.98%

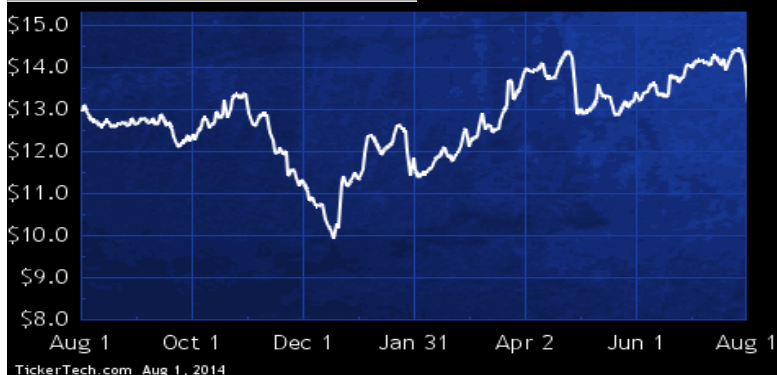
## RNO Dividend History



TickerTech.com Aug 1, 2014

## RNO – 13.6% Yield

### Rhino Resource Partners LP



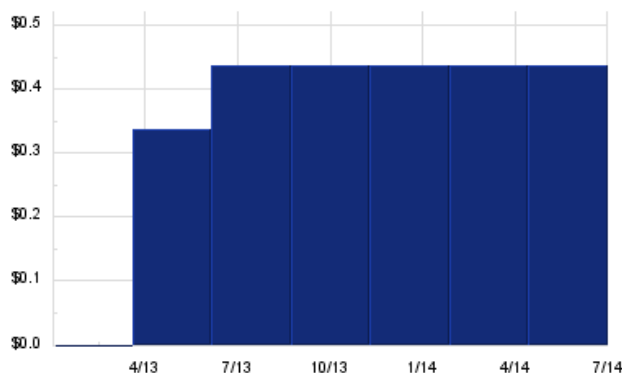
TickerTech.com Aug 1, 2014

Rhino Resource Partners is engaged in producing, processing and selling coal of various steam and metallurgical grades. Co. also manages and leases coal properties and collects royalties from such management and leasing activities. Co.'s coal reserves are located in Central Appalachia, Northern Appalachia, the Illinois Basin and the Western Bituminous region. Co. conducts its businesses through four reportable business segments, which are Central Appalachia, Northern Appalachia, Eastern Met and Rhino Western. Co. also provides its ancillary businesses such as limestone operations. As of Dec. 31 2012, Co. controlled an estimated 463.7 million tons of proven and probable coal reserves.

## CLV – Key Stats

Name:	Cliffs Natural Resources, Inc.
Website:	<a href="http://www.cliffsnaturalresources.com">www.cliffsnaturalresources.com</a>
Sector:	Non-Precious Metals & Non-Metallic Mining

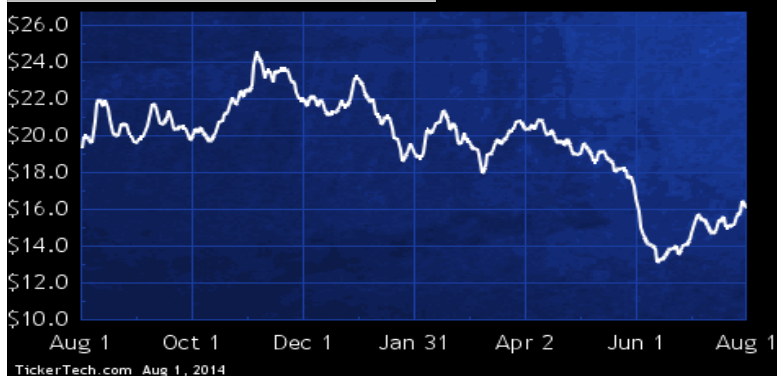
## CLV Dividend History



TickerTech.com Aug 1, 2014

## CLV – 10.9% Yield

### Cliffs Natural Resources, Inc.



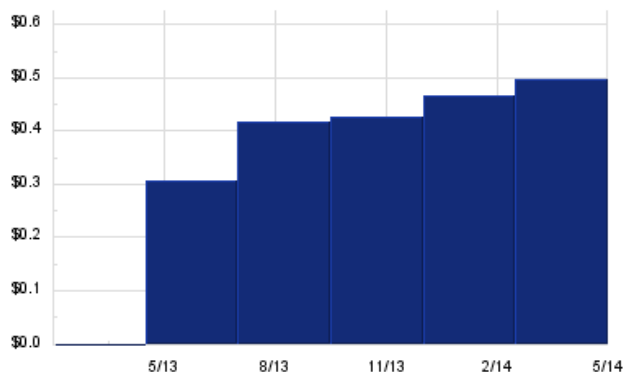
TickerTech.com Aug 1, 2014

Cliffs Natural Resources is a mining and natural resources company, an iron ore producer and a producer of high and low-volatile metallurgical coal. Co.'s operations are organized according to product category and geographic location: U.S. Iron Ore, Eastern Canadian Iron Ore, Asia Pacific Iron Ore, and North American Coal. In the U.S., Co. operates five iron ore mines in Michigan and Minnesota, four metallurgical coal operations located in West Virginia and Alabama, and one thermal coal mine located in West Virginia. Co. also operates two iron ore mines in Eastern Canada. Co.'s Asia Pacific operations consist solely of its Koolyanobbing iron ore mining complex in Western Australia.

## SXCP — Key Stats

Name:	SunCoke Energy Partners LP
Website:	<a href="http://www.sxcpartners.com">www.sxcpartners.com</a>
Sector:	<u>Metals Fabrication &amp; Products</u>
Number of ETFs Holding SXCP:	1 ( <a href="#">see which ones</a> )
Total Market Value Held by ETFs:	\$154,958
Total Market Capitalization:	\$688,000,000
% of Market Cap. Held by ETFs:	0.02%

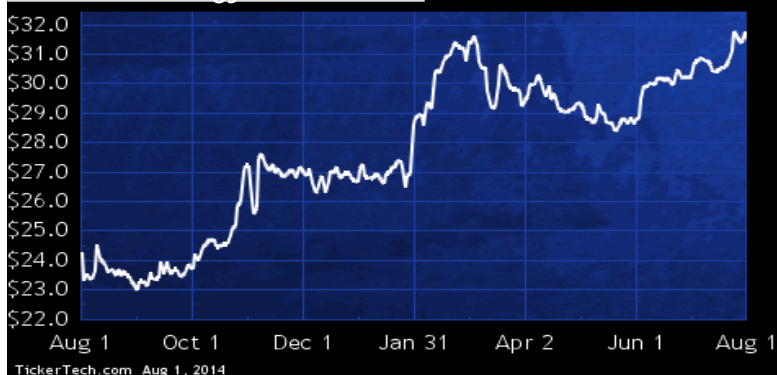
## SXCP Dividend History



TickerTech.com Aug 1, 2014

## SXCP — 6.6% Yield

### SunCoke Energy Partners LP

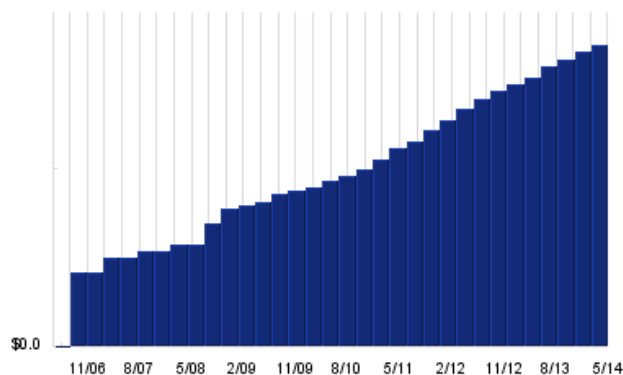


SunCoke Energy Partners owns an interest in two cokemaking operations at its Haverhill Coke Company LLC facility in Franklin Furnace, OH and Middletown Coke Company, LLC facility in Middletown, OH. The Haverhill and Middletown facilities have a combined 300 cokemaking ovens with an aggregate capacity of approximately 1.7 million tons per year. Coke is a principal raw material in the blast furnace steelmaking process. Coke is generally produced by heating metallurgical coals in a refractory oven to approximately 2,000 degrees Fahrenheit, which releases certain volatile components from the coal, thus transforming the coal into coke.

## AHGP — Key Stats

Name:	Alliance Holdings Group LP
Website:	<a href="http://www.ahgp.com">www.ahgp.com</a>
Sector:	<u>Metals &amp; Mining</u>
Number of ETFs Holding AHGP:	5 ( <a href="#">see which ones</a> )
Total Market Value Held by ETFs:	\$17,224,722
Total Market Capitalization:	\$4,286,000,000
% of Market Cap. Held by ETFs:	0.40%

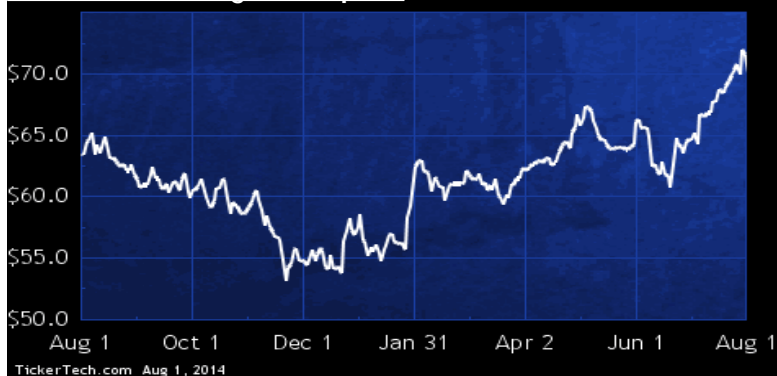
## AHGP Dividend History



TickerTech.com Aug 1, 2014

## AHGP — 5.0% Yield

### Alliance Holdings Group LP

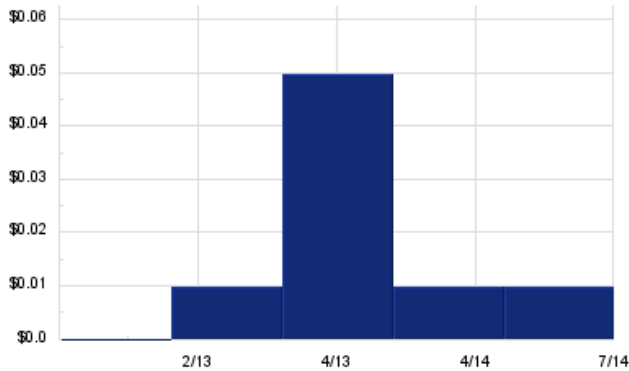


Alliance Holdings Group is a limited partnership. Co. owns 100.0% of the members' interest in Alliance Resource Management GP, LLC, the managing general partner of Alliance Resource Partners, L.P. (ARLP). Co., ARLP, and its subsidiaries (collectively, ARLP Partnership), produce and market coal primarily to U.S. utilities and industrial users. The ARLP Partnership's mining activities are conducted in three geographic regions: Illinois Basin, with mining operations located in western Kentucky, southern Illinois and southern Indiana; Central Appalachian, with mining operations located in eastern Kentucky; and Northern Appalachian, with mining operations located in Maryland and West Virginia.

## CALVF — Key Stats

Name: [Caledonia Mining Corp.](#)  
Website: [www.caledoniamining.com](http://www.caledoniamining.com)  
Sector: [Precious Metals](#)

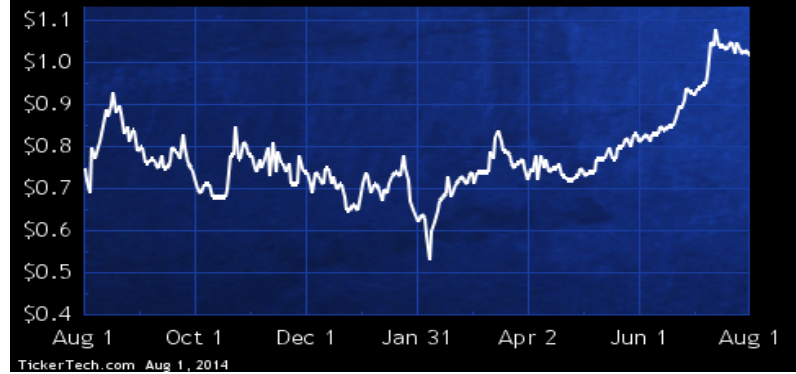
## CALVF Dividend History



TickerTech.com Aug 1, 2014

## CALVF — 5.9% Yield

### Caledonia Mining Corp.



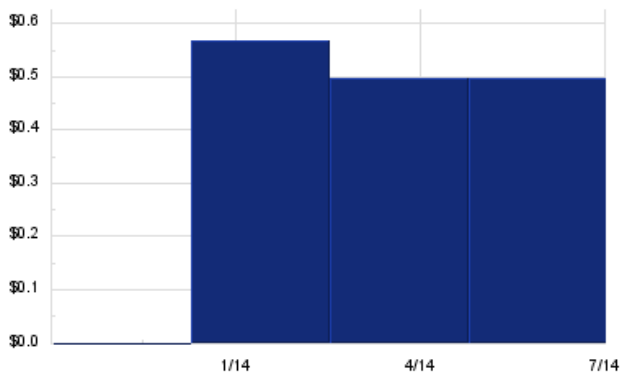
TickerTech.com Aug 1, 2014

Caledonia Mining is engaged in the acquisition, exploration and development of mineral properties for the exploitation of base and precious metals. The ability of Co. to recover the amounts shown for its capital assets and mineral properties is dependent upon the existence of economically recoverable reserves; the ability of Co. to obtain the necessary financing to complete exploration and development; and future profitable production or proceeds from the disposition of such capital assets and mineral properties.

## OCIR — Key Stats

Name: [OCI Resources LP](#)  
Website: [www.ociresources.com](http://www.ociresources.com)  
Sector: [Metals & Mining](#)

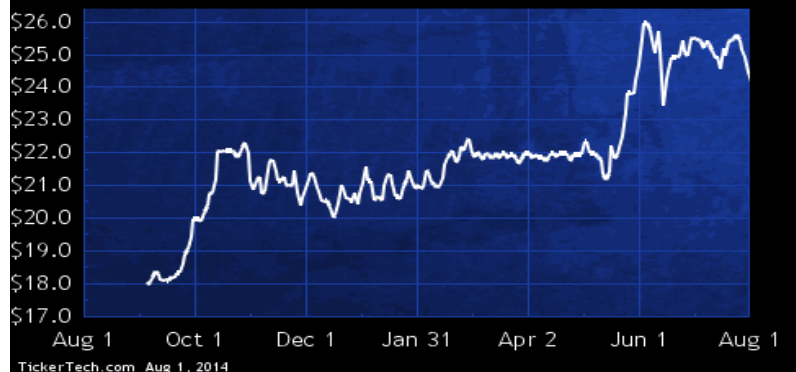
## OCIR Dividend History



TickerTech.com Aug 1, 2014

## OCIR — 8.3% Yield

### OCI Resources LP



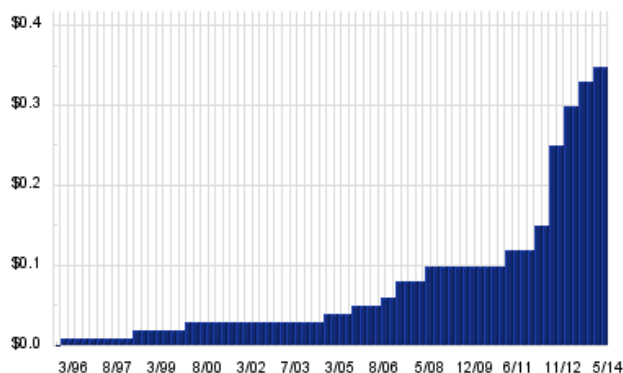
TickerTech.com Aug 1, 2014

OCI Resources is a Delaware limited partnership formed to operate the trona ore mining and soda ash production business of OCI Wyoming. Co. owns a controlling 40.98% general partner interest and 10.02% limited partner interest in OCI Wyoming, which is a producer of soda ash, serving a global market from its facility in the Green River Basin of Wyoming. Trona, a naturally occurring soft mineral, is also known as sodium sesquicarbonate and consists primarily of sodium carbonate, or soda ash, sodium bicarbonate and water. Co. process trona ore into soda ash, which is a raw material in flat glass, container glass, detergents, chemicals, paper and other consumer and industrial products.

## RS — Key Stats

Name:	Reliance Steel & Aluminum Co.
Website:	<a href="http://www.rsac.com">www.rsac.com</a>
Sector:	Non-Precious Metals & Non-Metallic Mining
Number of ETFs Holding RS:	64 (see which ones)
Total Market Value Held by ETFs:	\$314,873,169
Total Market Capitalization:	\$5,417,000,000
% of Market Cap. Held by ETFs:	5.81%

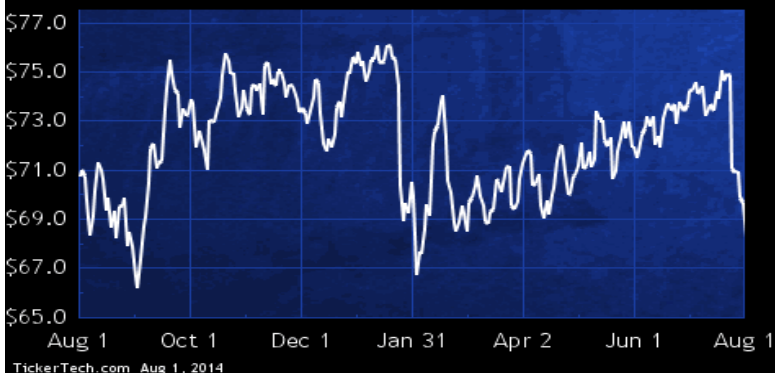
## RS Dividend History



TickerTech.com Aug 1, 2014

## RS — 2.1% Yield

### Reliance Steel & Aluminum Co.

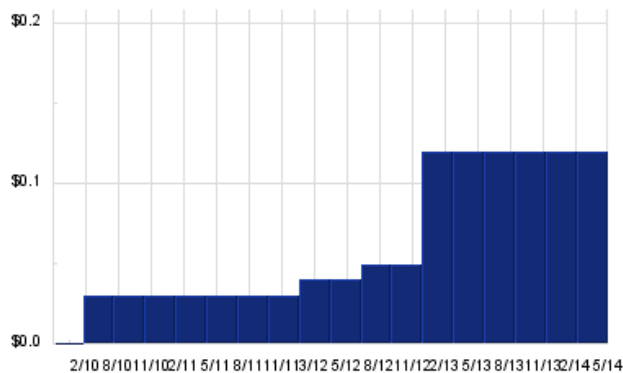


Reliance Steel & Aluminum is a metals service center company. Co.'s network of metals service centers operates in more than 290 locations in 39 states in the U.S., and in ten other countries (Australia, Belgium, Canada, China, Malaysia, Mexico, Singapore, South Korea, the United Arab Emirates and the U.K.). Through this network, Co. provides metals processing services and distributes metal products, including alloy, aluminum, brass, copper, carbon steel, stainless steel, titanium and steel products, to manufacturers and end-users in the general manufacturing, non-residential construction, transportation, aerospace, energy, electronics and semiconductor fabrication and related industries.

## PAAS — Key Stats

Name:	Pan American Silver Corp.
Website:	<a href="http://www.panamericansilver.com">www.panamericansilver.com</a>
Sector:	Precious Metals
Number of ETFs Holding PAAS:	8 (see which ones)
Total Market Value Held by ETFs:	\$123,998,677
Total Market Capitalization:	\$2,263,000,000
% of Market Cap. Held by ETFs:	5.48%

## PAAS Dividend History



TickerTech.com Aug 1, 2014

## PAAS — 3.4% Yield

### Pan American Silver Corp.

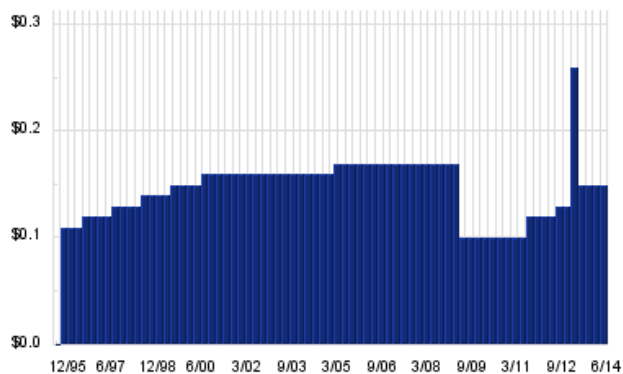


Pan American Silver is engaged in the production and sale of silver, gold and other base metals including copper, lead and zinc as well as other related activities, including exploration, extraction, processing, refining and reclamation. Co.'s primary product (silver) is produced in Peru, Mexico, Argentina and Bolivia. Additionally, Co. has project development activities in Peru, Mexico and Argentina, and exploration activities throughout South America and Mexico.

## WOR — Key Stats

Name:	Worthington Industries, Inc.
Website:	<a href="http://www.worthingtonindustries.com">www.worthingtonindustries.com</a>
Sector:	Non-Precious Metals & Non-Metallic Mining
Number of ETFs Holding WOR:	63 ( <a href="#">see which ones</a> )
Total Market Value Held by ETFs:	\$164,911,685
Total Market Capitalization:	\$2,768,000,000
% of Market Cap. Held by ETFs:	5.96%

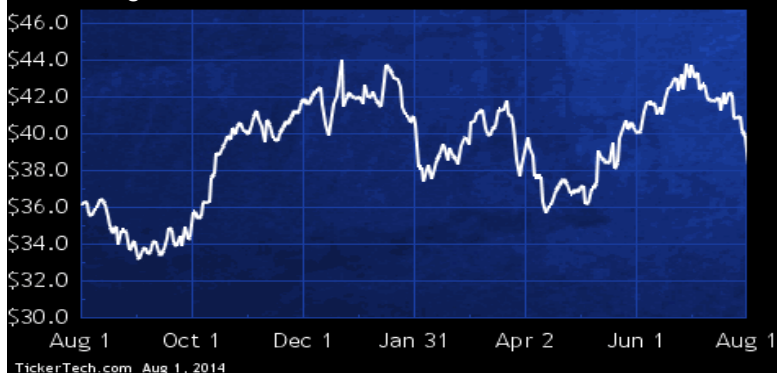
## WOR Dividend History



TickerTech.com Aug 1, 2014

## WOR — 1.9% Yield

### Worthington Industries, Inc.



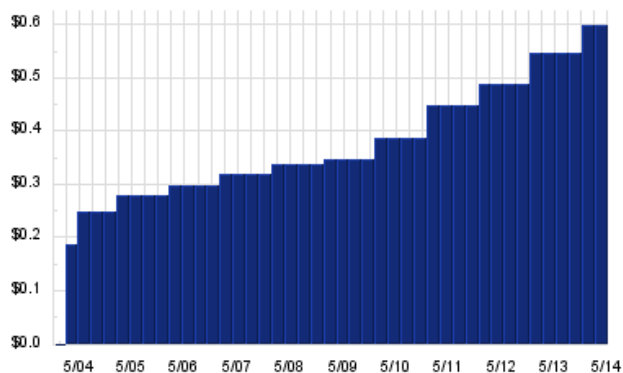
TickerTech.com Aug 1, 2014

Worthington Industries is a metals manufacturing company, focused on steel processing and manufactured metal products. Co.'s operations include three business segments: Steel Processing, which consists of the Worthington Steel business unit, and includes Precision Specialty Metals, Inc., a stainless processor, and Spartan Steel Coating, LLC that operates a cold-rolled hot dipped galvanizing line; Pressure Cylinders, which consists of the Worthington Cylinders business unit and includes India-based Worthington Nitin Cylinders Limited that manufactures high-pressure steel cylinders; as well as Engineered Cabs, which consists of the Worthington Industries Engineered Cabs business unit.

## CMP — Key Stats

Name:	Compass Minerals International Inc
Website:	<a href="http://www.compassminerals.com">www.compassminerals.com</a>
Sector:	Metals & Mining
Number of ETFs Holding CMP:	67 ( <a href="#">see which ones</a> )
Total Market Value Held by ETFs:	\$192,759,004
Total Market Capitalization:	\$2,927,000,000
% of Market Cap. Held by ETFs:	6.59%

## CMP Dividend History



TickerTech.com Aug 1, 2014

## CMP — 2.8% Yield

### Compass Minerals International Inc



TickerTech.com Aug 1, 2014

Compass Minerals International, through its subsidiaries, is a producer of minerals, including salt, sulfate of potash specialty fertilizer and magnesium chloride. Co. provides highway deicing salt to customers in North America and the U.K. and specialty fertilizer to growers and fertilizer distributors worldwide. Co. also produces and markets consumer deicing and water conditioning products, ingredients used in consumer and commercial food preparation, and other mineral-based products for consumer, agricultural and industrial applications. In the U.K., Co. operates a records management business utilizing excavated areas of its Winsford salt mine with two other locations in London, England.

 **METALS Channel**

 **Dividend Channel**

Nothing in Dividend Channel is intended to be investment advice, nor does it represent the opinion of, counsel from, or recommendations by BNK Invest Inc. or any of its affiliates, subsidiaries or partners. None of the information contained herein constitutes a recommendation that any particular security, portfolio, transaction, or investment strategy is suitable for any specific person. All viewers agree that under no circumstances will BNK Invest, Inc., its subsidiaries, partners, officers, employees, affiliates, or agents be held liable for any loss or damage caused by your reliance on information obtained. By visiting, using or viewing this site, you agree to the following [Full Disclaimer & Terms of Service](#). Video widget and dividend videos powered by Market News Video. Quote data delayed at least 20 minutes; [data powered by Ticker Technologies](#), and Mergent. [Contact Dividend Channel](#); [Meet Our Editorial Staff](#).