

## 10 Dividend Paying Metals Stocks

<http://www.metalschannel.com/>

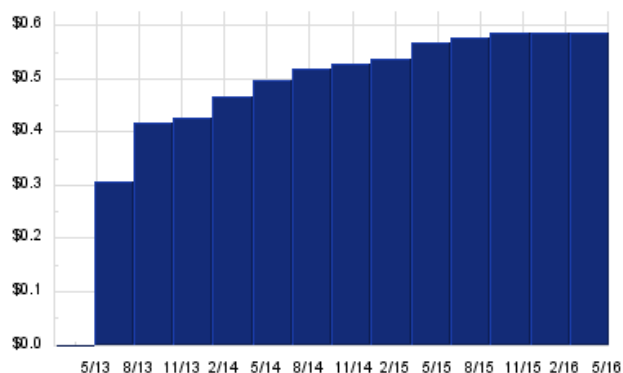
Metals Channel paired our coverage universe of metals stocks, with Dividend Channel's proprietary DividendRank formula, to bring you this list of 10 top ranked dividend paying metals stocks. The DividendRank formula considers a variety of data – dividend history & yield, book value, quarterly earnings – and compares it to the stock's trading data to come up with certain calculations about profitability and about the stock's valuation (whether we think it looks "cheap" or "expensive"). The result is this list of the top most "interesting" ideas that merit further research.



## SXCP — Key Stats

Name:	SunCoke Energy Partners LP
Stock buyback:	SXCP buyback
Website:	<a href="http://www.suncoke.com">www.suncoke.com</a>
Sector:	Metals Fabrication & Products
Number of ETFs Holding SXCP:	1 (see which ones)
Total Market Value Held by ETFs:	\$73,441
Total Market Capitalization:	\$650,000,000
% of Market Cap. Held by ETFs:	0.01%

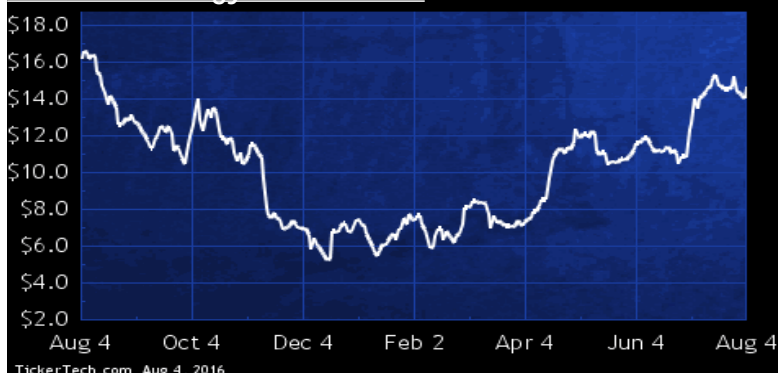
## SXCP Dividend History



TickerTech.com Aug 4, 2016

## SXCP — 16.2% Yield

### SunCoke Energy Partners LP

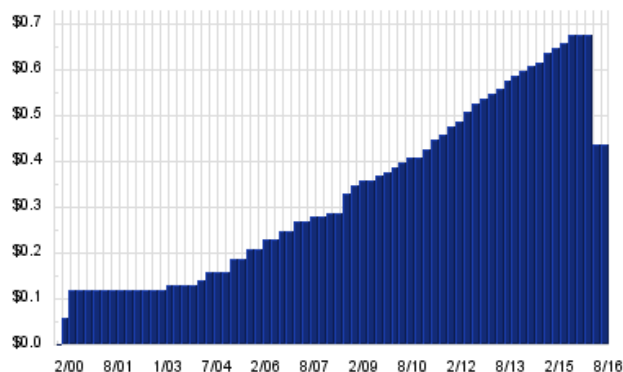


SunCoke Energy Partners primarily produces coke used in the blast furnace production of steel. Co. also provides coal handling and/or mixing services at its Coal Logistics terminals to steel, coke, electric utility and coal mining customers. Co. has two segments: Domestic Coke and Coal Logistics. Domestic Coke consists of its cokemaking and heat recovery operations located in Franklin Furnace, OH; Middletown, OH; and Granite City, IL. Coal Logistics consists of Co.'s coal handling and mixing service operations in East Chicago, IN; Ceredo, WV; Belle, WV; Catlettsburg, KY; and Convent, LA.

## ARLP — Key Stats

Name:	Alliance Resource Partners LP
Website:	<a href="http://www.arlp.com">www.arlp.com</a>
Sector:	Metals & Mining
Number of ETFs Holding ARLP:	6 (see which ones)
Total Market Value Held by ETFs:	\$20,037,721
Total Market Capitalization:	\$1,396,000,000
% of Market Cap. Held by ETFs:	1.44%

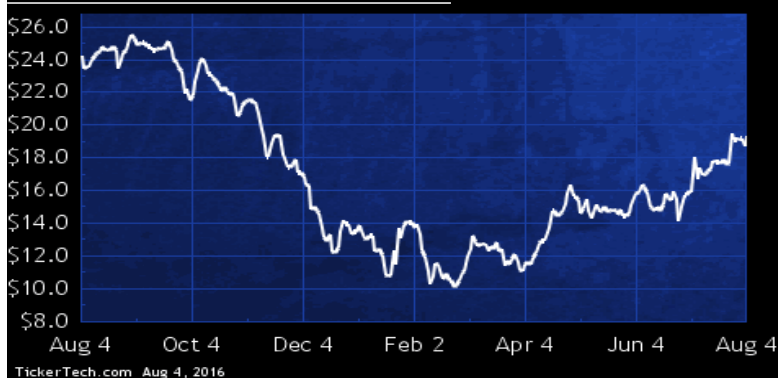
## ARLP Dividend History



TickerTech.com Aug 4, 2016

## ARLP — 11.4% Yield

### Alliance Resource Partners LP

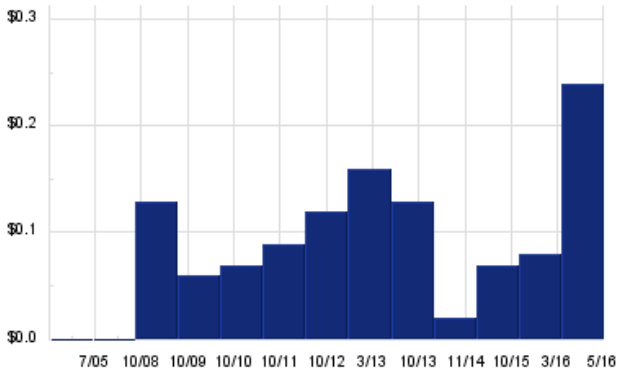


Alliance Resource Partners is a producer and marketer of coal primarily to main U.S. utilities and industrial users. In addition, Co. develops and markets additional services, which include ash and scrubber sludge removal, coal yard maintenance and arranging alternate transportation services. As of Dec 31 2014, Co. operated 10 underground mining complexes in Illinois, Indiana, Kentucky, Maryland and West Virginia. Co. also operates a coal loading terminal on the Ohio River at Mt. Vernon, IN. Also, at Dec 31 2014, Co. had approximately 1.50 billion tons of proven and probable coal reserves in Illinois, Indiana, Kentucky, Maryland, Pennsylvania and West Virginia.

## DRD — Key Stats

Name:	DRDGold Ltd
Website:	<a href="http://www.drdgold.com">www.drdgold.com</a>
Sector:	Precious Metals

## DRD Dividend History



TickerTech.com Aug 4, 2016

## DRD — 11.9% Yield

### DRDGold Ltd

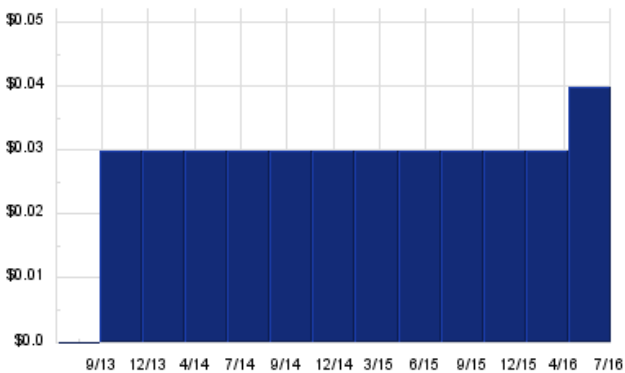


DRDGold is a gold mining company engaged in underground and surface gold mining including exploration, extraction, processing and smelting. Co.'s segments include: Blyvoor, which incorporates the Doornfontein mine, situated on the north-western edge of the Witwatersrand Basin; Crown, which is a surface retreatment operation and treats old slime and sand dumps to the south of Johannesburg's CBD; and Ergo, which consists of Phase 1, a surface retreatment operation which treats East Rand Proprietary Mines Limited's old slime dumps and Phase 2, which explores, evaluates and processes surface uranium- and sulfur bearing tailings on the East and Central Rand goldfields of South Africa.

## ERS — Key Stats

Name:	Empire Resources Inc
Website:	<a href="http://www.empireresources.com">www.empireresources.com</a>
Sector:	Metals Fabrication & Products
Number of ETFs Holding ERS:	1 (see which ones)
Total Market Value Held by ETFs:	\$3,150
Total Market Capitalization:	\$32,000,000
% of Market Cap. Held by ETFs:	0.01%

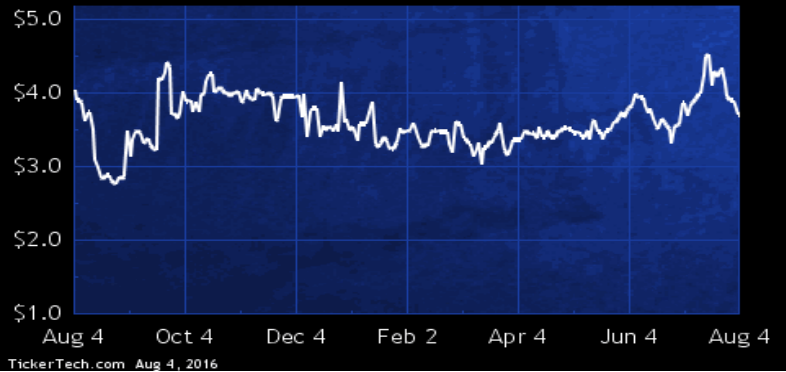
## ERS Dividend History



TickerTech.com Aug 4, 2016

## ERS — 4.3% Yield

### Empire Resources Inc

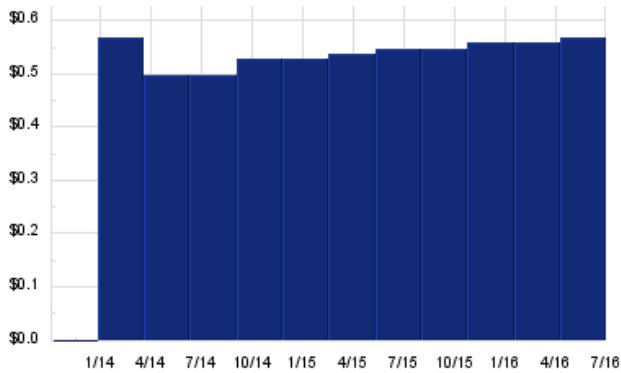


Empire Resources is engaged in the purchase, sale and distribution of semi-finished aluminum and steel products to a customer base located in the Americas, Europe, Australia and New Zealand. Co. sells its products through its own marketing and sales personnel as well as through commission based independent sales agents located in North America and Europe. Co. sells semi-finished aluminum and steel products, which are produced by processing primary aluminum or steel and/or aluminum or steel scrap. Co. provides these forms of semi-finished products to its customers including: Aluminum Sheet/Coil, Aluminum Plate, Aluminum Treadplate, Aluminum Foil, Stainless Steel, and Carbon Steel.

## CINR — Key Stats

Name:	Ciner Resources LP
Website:	<a href="http://www.ociresources.com">www.ociresources.com</a>
Sector:	Metals & Mining
Number of ETFs Holding CINR:	1 (see which ones)
Total Market Value Held by ETFs:	\$57,935
Total Market Capitalization:	\$294,000,000
% of Market Cap. Held by ETFs:	0.02%

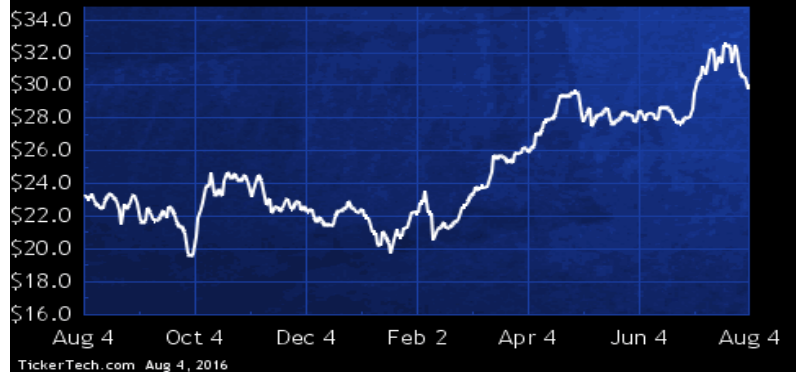
## CINR Dividend History



TickerTech.com Aug 4, 2016

## CINR — 7.5% Yield

### Ciner Resources LP

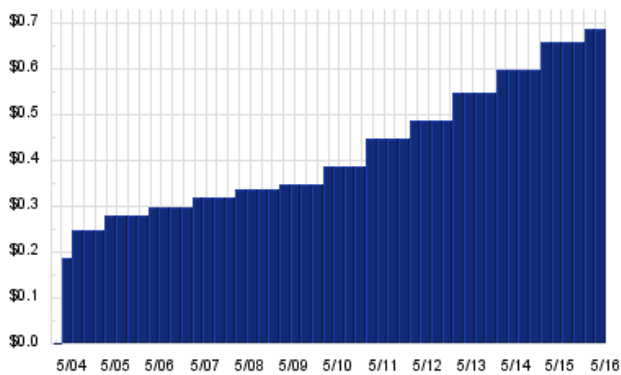


Ciner Resources, as of Dec 31 2015, owned 51% membership interest in Ciner Wyoming LLC (Ciner Wyoming). Ciner Wyoming is a producer of soda ash, serving a global market from its facility in the Green River Basin of Wyoming. Trona, a soft mineral, is also known as sodium sesquicarbonate and consists mainly of sodium carbonate, or soda ash, sodium bicarbonate and water. Co. processes trona ore into soda ash, which is a raw material in flat glass, container glass, detergents, chemicals, paper and other consumer and industrial products. At Dec 31 2015, Co. had estimated proven and probable reserves of about 267.5 million short tons, which is equivalent to 145.8 million short tons of soda ash.

## CMP — Key Stats

Name:	Compass Minerals International Inc
Website:	<a href="http://www.compassminerals.com">www.compassminerals.com</a>
Sector:	Metals & Mining
Number of ETFs Holding CMP:	63 (see which ones)
Total Market Value Held by ETFs:	\$202,879,539
Total Market Capitalization:	\$2,339,000,000
% of Market Cap. Held by ETFs:	8.67%

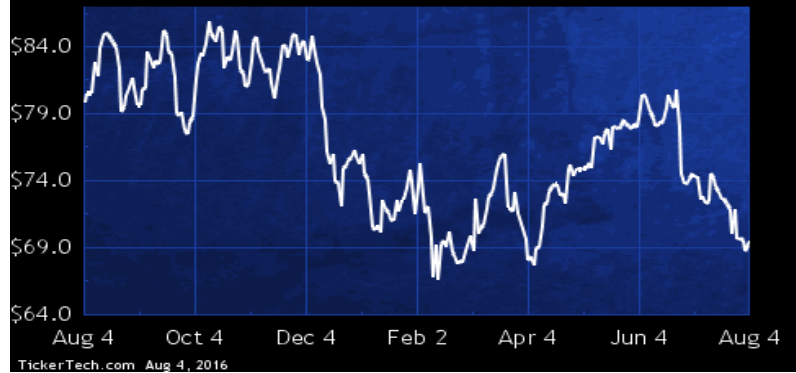
## CMP Dividend History



TickerTech.com Aug 4, 2016

## CMP — 4.0% Yield

### Compass Minerals International Inc

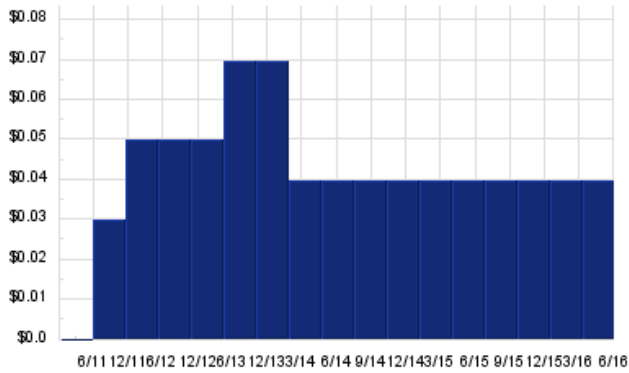


Compass Minerals International is a holding company, which produces and markets minerals, such as salt, sulfate of potash specialty fertilizer magnesium chloride and micronutrients. Co. also sells micronutrient products under its Wolf Trax brand. Additionally, Co. produces and markets consumer deicing and water conditioning products, ingredients used in consumer and commercial food preparation, and other mineral-based products for consumer, agricultural and industrial applications. In the U.K., Co. operates a records management business utilizing excavated areas of its Winsford salt mine with one other locations in London, England. Co. has two segments: salt, and plant nutrition.

## NSU — Key Stats

Name:	Nevsun Resources Ltd.
Website:	<a href="http://www.nevsun.com">www.nevsun.com</a>
Sector:	Precious Metals
Number of ETFs Holding NSU:	2 (see which ones)
Total Market Value Held by ETFs:	\$253,599
Total Market Capitalization:	\$657,000,000
% of Market Cap. Held by ETFs:	0.04%

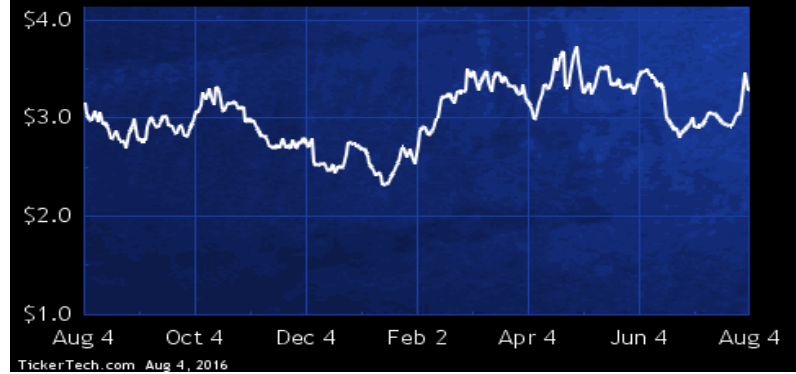
## NSU Dividend History



TickerTech.com Aug 4, 2016

## NSU — 4.8% Yield

### Nevsun Resources Ltd.

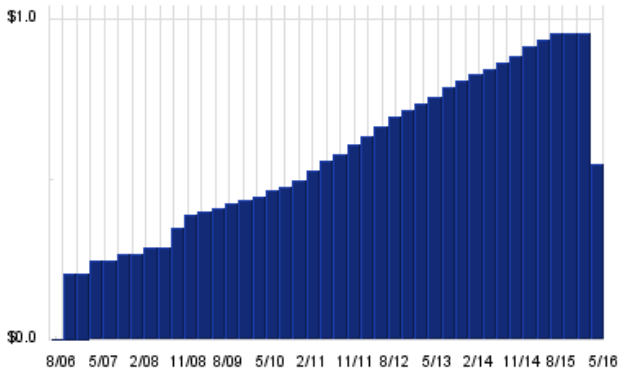


Nevsun Resources is engaged in the acquisition, exploration, development, extraction and production of gold and base metals mineral resources in Africa.

## AHGP — Key Stats

Name:	Alliance Holdings Group LP
Website:	<a href="http://www.ahgp.com">www.ahgp.com</a>
Sector:	Metals & Mining
Number of ETFs Holding AHGP:	4 (see which ones)
Total Market Value Held by ETFs:	\$9,901,964
Total Market Capitalization:	\$1,446,000,000
% of Market Cap. Held by ETFs:	0.68%

## AHGP Dividend History



TickerTech.com Aug 4, 2016

## AHGP — 8.7% Yield

### Alliance Holdings Group LP

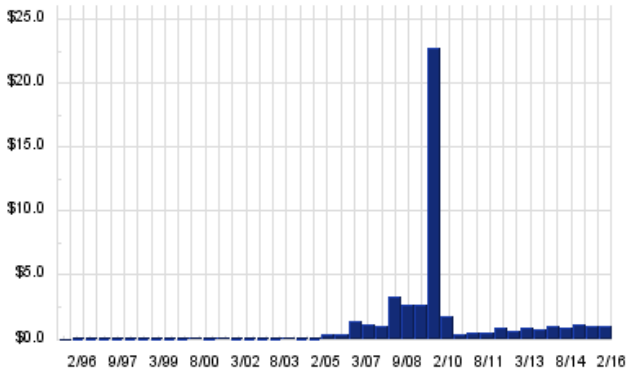


Alliance Holdings Group is a limited partnership. Co. owns 100% of the members' interest in Alliance Resource Management GP, LLC, the managing general partner of Alliance Resource Partners, L.P. (ARLP). Co., ARLP, and its subsidiaries (collectively, ARLP Partnership), produce and market coal primarily to U.S. utilities and industrial users. The ARLP Partnership's mining activities are conducted in two geographic regions: the Illinois Basin and Appalachian regions. At Dec 31 2014, Co., Alliance Resource Partners, L.P., and its subsidiaries, had approx. 1.5 billion tons of coal reserves.

## RIO – Key Stats

Name:	Rio Tinto Plc
Website:	<a href="http://www.riotinto.com">www.riotinto.com</a>
Sector:	Metals & Mining
Number of ETFs Holding RIO:	9 (see which ones)
Total Market Value Held by ETFs:	\$45,375,203
Total Market Capitalization:	\$45,106,000,000
% of Market Cap. Held by ETFs:	0.10%

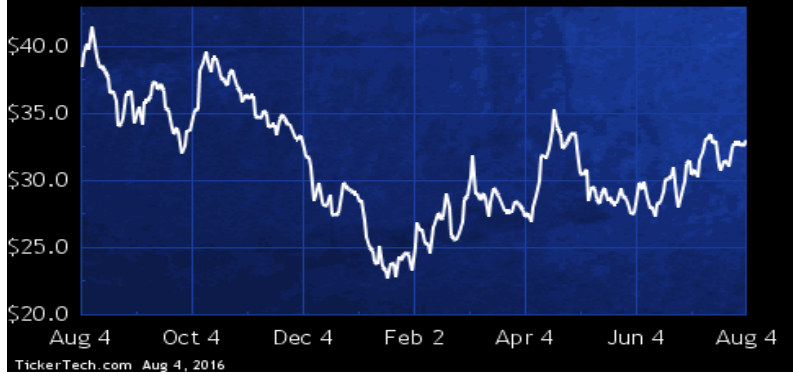
## RIO Dividend History



TickerTech.com Aug 4, 2016

## RIO – 6.5% Yield

### Rio Tinto Plc

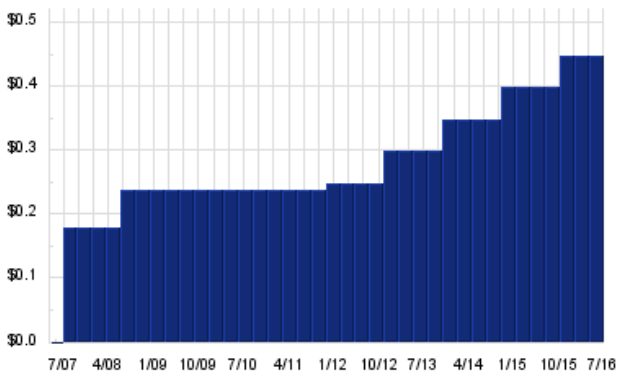


Rio Tinto is a mining group based in the United Kingdom. Co. is engaged in the business of finding, mining and processing mineral resources. Co.'s major products are iron ore, aluminium, copper, diamonds, coal, uranium, gold and industrial minerals (borax, titanium dioxide and salt). Co.'s activities span the world but are strongly represented in Australia and North America with significant businesses in South America, Asia, Europe and Africa. Co.'s operations comprise four principal product groups - Aluminium, Copper and Coal, Diamonds & Minerals and Iron Ore.

## KALU – Key Stats

Name:	Kaiser Aluminum Corp.
Stock buyback:	<a href="#">KALU buyback</a>
Website:	<a href="http://www.kaiseraluminum.com">www.kaiseraluminum.com</a>
Sector:	Non-Precious Metals & Non-Metallic Mining
Number of ETFs Holding KALU:	40 (see which ones)
Total Market Value Held by ETFs:	\$135,257,720.6
Total Market Capitalization:	\$1,472,000,000
% of Market Cap. Held by ETFs:	9.19%

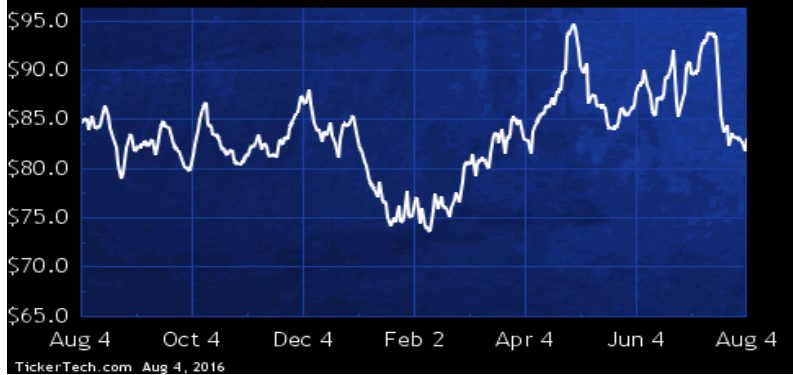
## KALU Dividend History



TickerTech.com Aug 4, 2016

## KALU – 2.2% Yield

### Kaiser Aluminum Corp.



Kaiser Aluminum is a producer of semi-fabricated specialty aluminum products. Co.'s segments include Fabricated Products, that manufactures rolled, extruded and drawn aluminum products; aerospace/high strength, which produces heat treat plate and sheet, as well as cold finish rod and bar, seamless drawn tube, hard alloy extrusions and billet; Automotive Extrusions, which consist of extruded aluminum products for several North American automotive applications; general engineering products, which consist primarily of 6000-series alloy rod, bar, tube, wire, sheet, plate and standard extrusions; and Other products, which consist of extruded, drawn and cast billet aluminum products.



Nothing in Dividend Channel is intended to be investment advice, nor does it represent the opinion of, counsel from, or recommendations by BNK Invest Inc. or any of its affiliates, subsidiaries or partners. None of the information contained herein constitutes a recommendation that any particular security, portfolio, transaction, or investment strategy is suitable for any specific person. All viewers agree that under no circumstances will BNK Invest, Inc., its subsidiaries, partners, officers, employees, affiliates, or agents be held liable for any loss or damage caused by your reliance on information obtained. By visiting, using or viewing this site, you agree to the following [Full Disclaimer & Terms of Service](#). Video widget and dividend videos powered by Market News Video. Quote data delayed at least 20 minutes; [data powered by Ticker Technologies](#), and Mergent. [Contact Dividend Channel](#); [Meet Our Editorial Staff](#).