

## 10 Dividend Paying Metals Stocks

<http://www.metalschannel.com/>

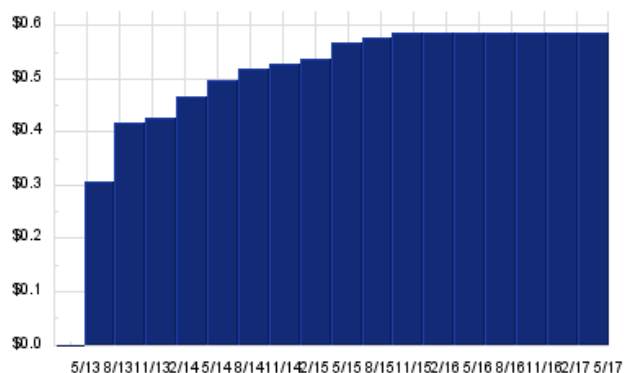
Metals Channel paired our coverage universe of metals stocks, with Dividend Channel's proprietary DividendRank formula, to bring you this list of 10 top ranked dividend paying metals stocks. The DividendRank formula considers a variety of data – dividend history & yield, book value, quarterly earnings – and compares it to the stock's trading data to come up with certain calculations about profitability and about the stock's valuation (whether we think it looks "cheap" or "expensive"). The result is this list of the top most "interesting" ideas that merit further research.



## SXCP — Key Stats

Name:	SunCoke Energy Partners LP
Stock buyback:	SXCP buyback
Website:	<a href="http://www.suncoke.com">www.suncoke.com</a>
Sector:	Metals Fabrication & Products
Number of ETFs Holding SXCP:	2 (see which ones)
Total Market Value Held by ETFs:	\$3,737,188
Total Market Capitalization:	\$853,000,000
% of Market Cap. Held by ETFs:	0.44%

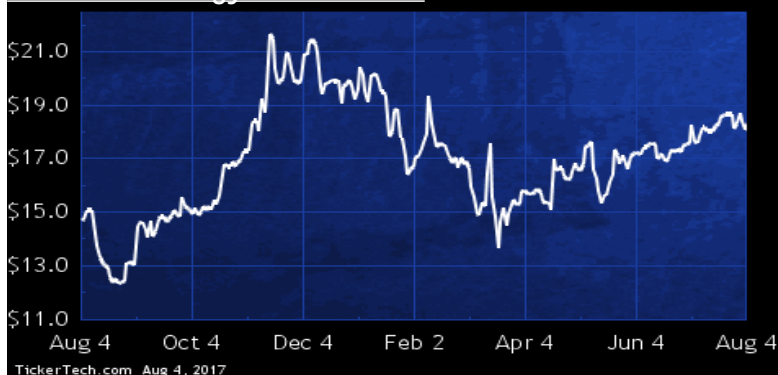
## SXCP Dividend History



TickerTech.com Aug 4, 2017

## SXCP — 12.9% Yield

### SunCoke Energy Partners LP

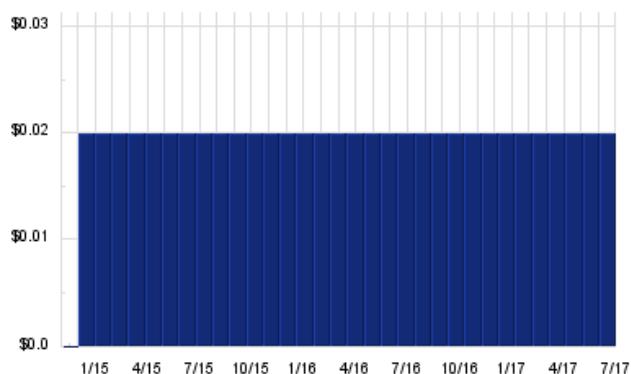


SunCoke Energy Partners primarily produces coke used in the blast furnace production of steel. Co. also provides coal handling and/or mixing services at its Coal Logistics terminals to steel, coke (including some of its domestic cokemaking facilities), electric utility and coal mining customers. Co. has two segments: Domestic Coke and Coal Logistics. Domestic Coke segment consists of Co.'s cokemaking and heat recovery operations located in Franklin Furnace, OH; Middletown, OH; and Granite City, IL. Coal Logistics segment consists of Co.'s coal handling and/or mixing service operations in Convent, LA; Ceredo and Belle, WV; and East Chicago, IN.

## TAHO — Key Stats

Name:	Tahoe Resources Inc.
Website:	<a href="http://www.tahoeresourcesinc.com">www.tahoeresourcesinc.com</a>
Sector:	Precious Metals
Number of ETFs Holding TAHO:	21 (see which ones)
Total Market Value Held by ETFs:	\$221,147,748
Total Market Capitalization:	\$1,235,000,000
% of Market Cap. Held by ETFs:	17.91%

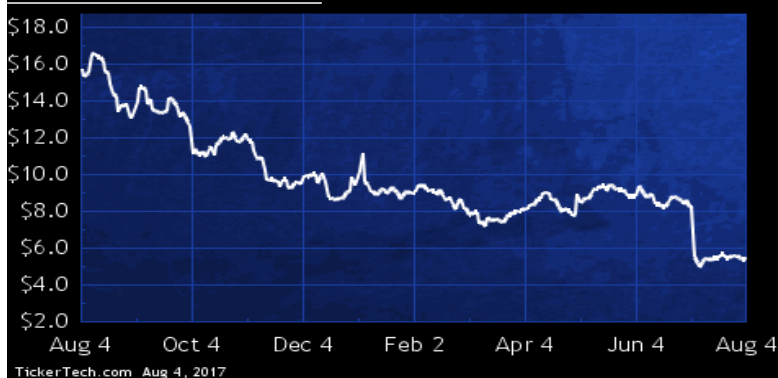
## TAHO Dividend History



TickerTech.com Aug 4, 2017

## TAHO — 4.4% Yield

### Tahoe Resources Inc.

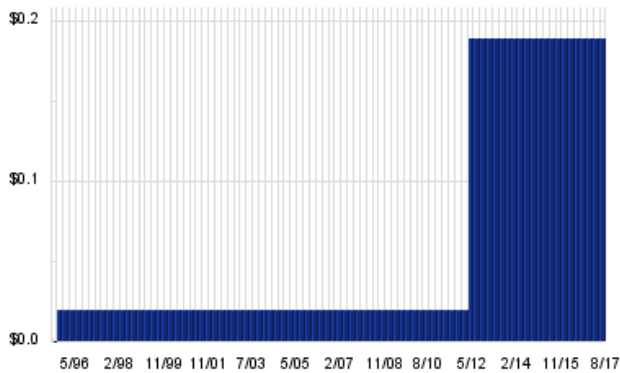


Tahoe Resources is engaged in the operation of mineral properties for the mining of precious metals and the acquisition, exploration and development of mineral interests in the Americas.

## SCHN — Key Stats

Name:	Schnitzer Steel Industries Inc
Website:	<a href="http://www.schnitzersteel.com">www.schnitzersteel.com</a>
Sector:	Non-Precious Metals & Non-Metallic Mining
Number of ETFs Holding SCHN:	26 (see which ones)
Total Market Value Held by ETFs:	\$53,743,537
Total Market Capitalization:	\$682,000,000
% of Market Cap. Held by ETFs:	7.88%

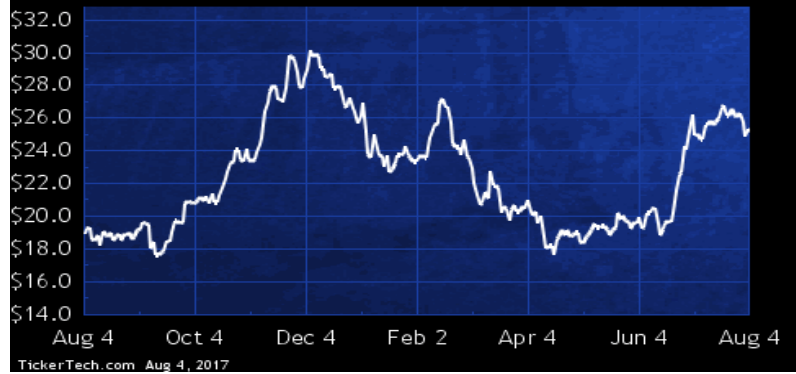
## SCHN Dividend History



TickerTech.com Aug 4, 2017

## SCHN — 3.0% Yield

### Schnitzer Steel Industries Inc

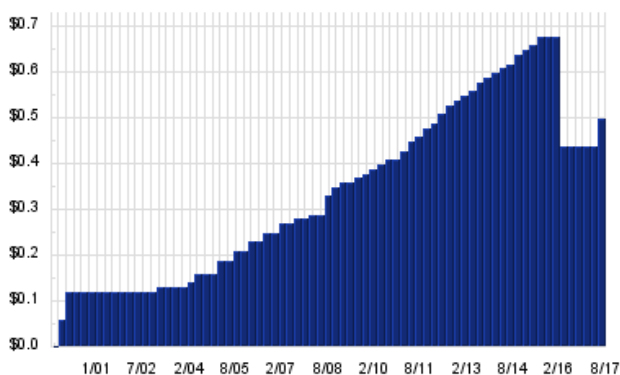


Schnitzer Steel Industries is engaged as a recycler of ferrous and nonferrous scrap metal, including end-of-life vehicles, and a manufacturer of finished steel products. Co. operates in two segments: the Auto and Metals Recycling (AMR) business, which collects and recycles autobodyes, rail cars, home appliances, industrial machinery, manufacturing scrap and construction and demolition scrap from bridges, buildings and other infrastructure; and the Steel Manufacturing Business, which produces finished steel products such as rebar, wire rod, coiled rebar, merchant bar and other specialty products primarily used in nonresidential and infrastructure construction in North America.

## ARLP — Key Stats

Name:	Alliance Resource Partners LP
Website:	<a href="http://www.arlp.com">www.arlp.com</a>
Sector:	Metals & Mining
Number of ETFs Holding ARLP:	5 (see which ones)
Total Market Value Held by ETFs:	\$21,970,502
Total Market Capitalization:	\$1,469,000,000
% of Market Cap. Held by ETFs:	1.50%

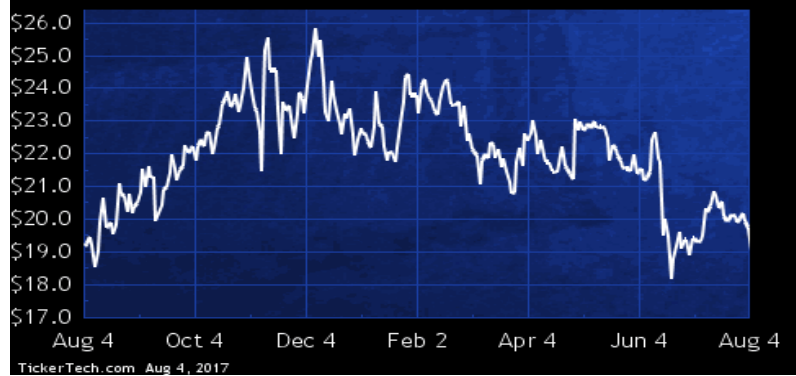
## ARLP Dividend History



TickerTech.com Aug 4, 2017

## ARLP — 10.5% Yield

### Alliance Resource Partners LP

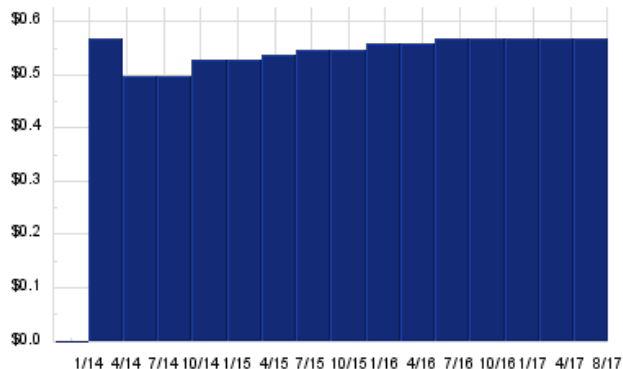


Alliance Resource Partners is a producer and marketer of coal to U.S. utilities and industrial users. Co. produces a range of steam coal with varying sulfur and heat contents. As of Dec 31 2015, Co. operated 10 underground mining complexes in Illinois, Indiana, Kentucky, Maryland and West Virginia. Co. also operates a coal loading terminal on the Ohio River at Mt. Vernon, IN. Co.'s mining activities are conducted in two geographic regions referred to in the coal industry as the Illinois Basin and Appalachian regions. Also, at Dec 31 2015, Co. had approximately 1.80 billion tons of proven and probable coal reserves in Illinois, Indiana, Kentucky, Maryland, Pennsylvania and West Virginia.

## CINR — Key Stats

Name: Ciner Resources LP  
 Website: [www.ociresources.com](http://www.ociresources.com)  
 Sector: Metals & Mining

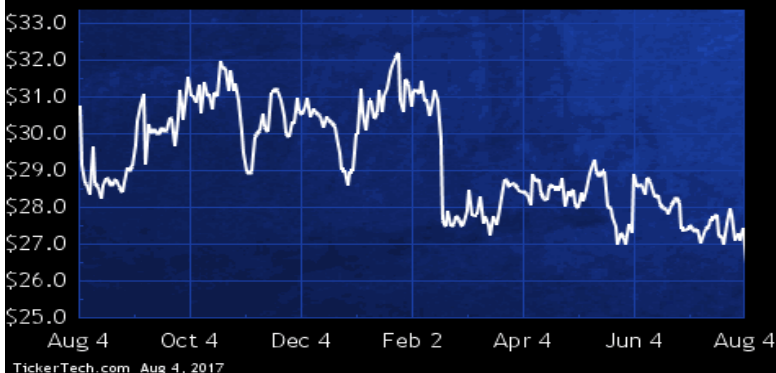
## CINR Dividend History



TickerTech.com Aug 4, 2017

## CINR — 8.6% Yield

### Ciner Resources LP



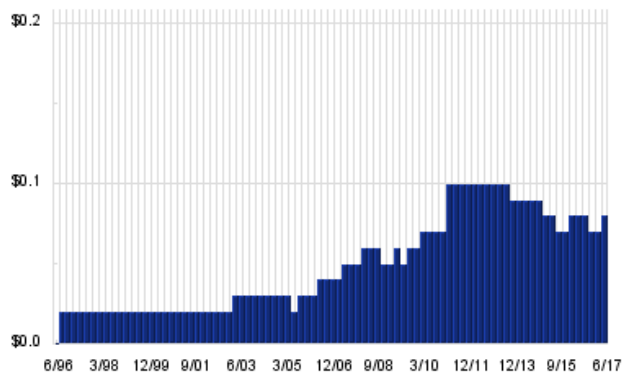
TickerTech.com Aug 4, 2017

Ciner Resources, as of Dec 31 2016, owned a controlling interest comprised of 51.0% membership interest in Ciner Wyoming LLC (Ciner Wyoming). Ciner Wyoming is a producer of soda ash, serving a global market from Co.'s facility in the Green River Basin of Wyoming. Trona, a soft mineral, is also known as sodium sesquicarbonate and consists primarily of sodium carbonate, or soda ash, sodium bicarbonate and water. Co. processes trona ore into soda ash, which is a raw material in flat glass, container glass, detergents, chemicals, paper, and other consumer and industrial products.

## CCJ — Key Stats

Name: Cameco Corp.  
 Website: [www.cameco.com](http://www.cameco.com)  
 Sector: Metals & Mining  
 Number of ETFs Holding CCJ: 7 (see which ones)  
 Total Market Value Held by ETFs: \$29,974,502  
 Total Market Capitalization: \$4,061,000,000  
 % of Market Cap. Held by ETFs: 0.74%

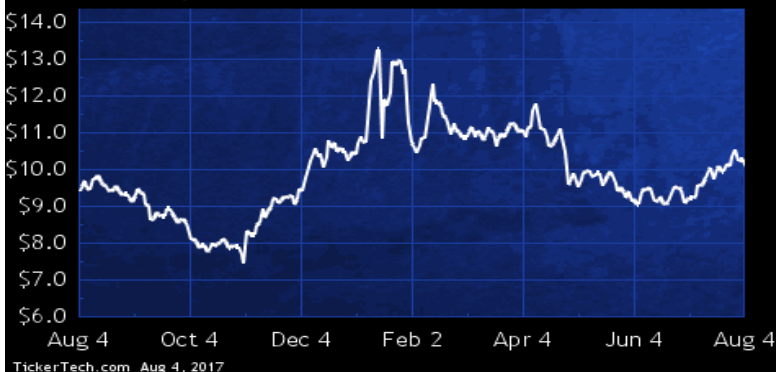
## CCJ Dividend History



TickerTech.com Aug 4, 2017

## CCJ — 4.0% Yield

### Cameco Corp.



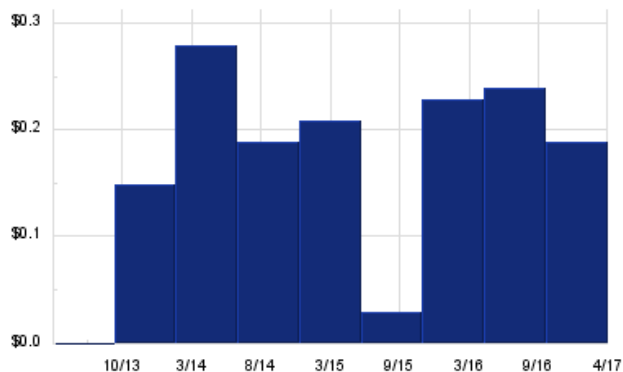
TickerTech.com Aug 4, 2017

Cameco and its subsidiaries are engaged in the exploration for and the development, mining, refining, conversion and fabrication of uranium for sale as fuel for generating electricity in nuclear power reactors in Canada and other countries. Co. has three reportable segments: uranium, which explores for, mines, mills, purchases, and sells uranium concentrate; fuel services, which refines, converts and fabricates uranium concentrate, and purchases and sells conversion services; and electricity, which generates and sells electricity through its 31.6% interest in the Bruce Power Limited Partnership, which operates four nuclear reactors and manages the overall site in southern Ontario.

## SBGL — Key Stats

Name:	Sibanye Gold Ltd
Website:	<a href="http://www.sibanyegold.co.za">www.sibanyegold.co.za</a>
Sector:	Metals & Mining
Number of ETFs Holding SBGL:	7 (see which ones)
Total Market Value Held by ETFs:	\$364,618,083
Total Market Capitalization:	\$3,887,000,000
% of Market Cap. Held by ETFs:	9.38%

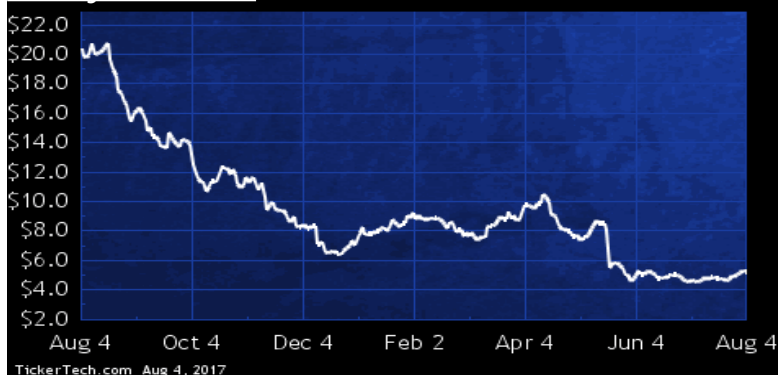
## SBGL Dividend History



TickerTech.com Aug 4, 2017

## SBGL — 7.0% Yield

### Sibanye Gold Ltd

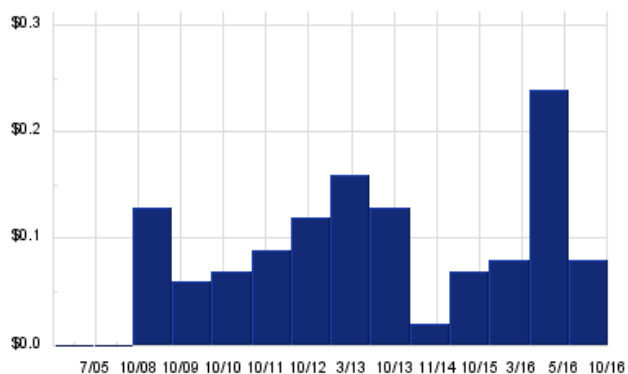


Sibanye Gold is a gold mining group based in South Africa. Co.'s operations consist of deep-level underground gold mines located along the northern and western margins of the Witwatersrand Basin in South Africa. These properties include the KDC operation and the Beatrix operation. Co. is engaged in mining only gold, with silver as a by-product. Co.'s mining process is divided into two principal activities: developing access to the ore body; and extracting the ore body once accessed. Co.'s exploration activities are focused on the extension of existing ore bodies and identification of new ore bodies at existing sites.

## DRD — Key Stats

Name:	DRDGold Ltd
Website:	<a href="http://www.drdgold.com">www.drdgold.com</a>
Sector:	Precious Metals
Number of ETFs Holding DRD:	1 (see which ones)
Total Market Value Held by ETFs:	\$7,283,336
Total Market Capitalization:	\$58,000,000
% of Market Cap. Held by ETFs:	12.56%

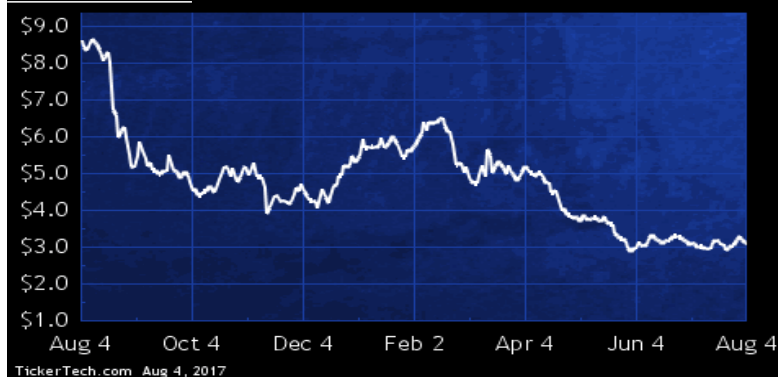
## DRD Dividend History



TickerTech.com Aug 4, 2017

## DRD — 10.7% Yield

### DRDGold Ltd

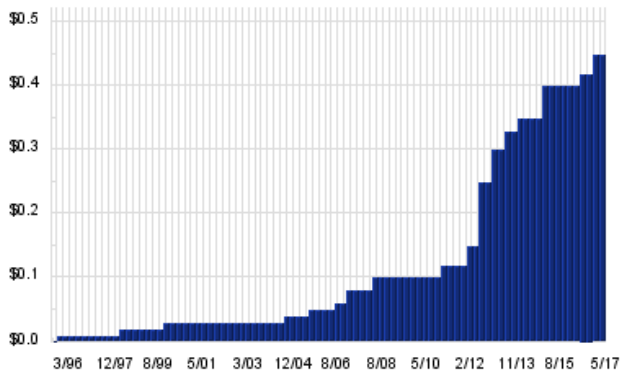


DRDGold is a gold mining company engaged in underground and surface gold mining including exploration, extraction, processing and smelting. Co.'s segments include: Blyvoor, which incorporates the Doornfontein mine, situated on the north-western edge of the Witwatersrand Basin; Crown, which is a surface retreatment operation and treats old slime and sand dumps to the south of Johannesburg's CBD; and Ergo, which consists of Phase 1, a surface retreatment operation which treats East Rand Proprietary Mines Limited's old slime dumps and Phase 2, which explores, evaluates and processes surface uranium- and sulfur bearing tailings on the East and Central Rand goldfields of South Africa.

## RS — Key Stats

Name:	Reliance Steel & Aluminum Co.
Website:	<a href="http://www.rsac.com">www.rsac.com</a>
Sector:	Non-Precious Metals & Non-Metallic Mining
Number of ETFs Holding RS:	63 (see which ones)
Total Market Value Held by ETFs:	\$460,220,929
Total Market Capitalization:	\$5,251,000,000
% of Market Cap. Held by ETFs:	8.76%

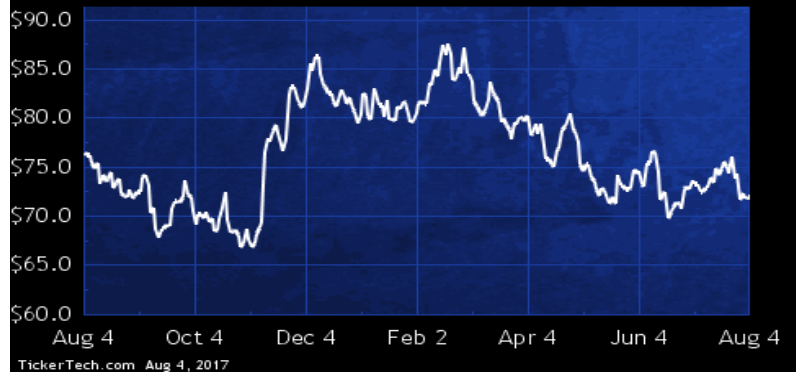
## RS Dividend History



TickerTech.com Aug 4, 2017

## RS — 2.5% Yield

### Reliance Steel & Aluminum Co.

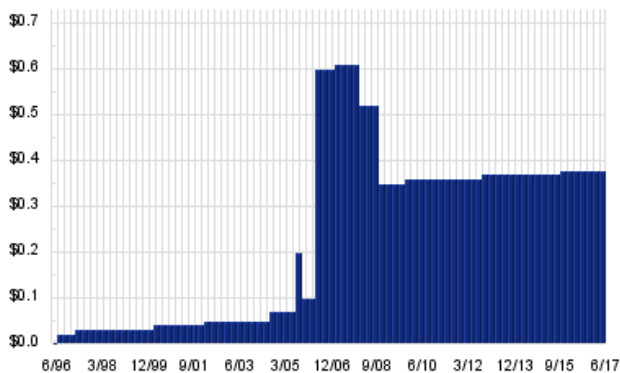


Reliance Steel & Aluminum is a metals service center company. Co. provides metals processing services and distributes a line of metal products, including alloy, aluminum, brass, copper, carbon steel, stainless steel, titanium and specialty steel products to customers in a range of industries, including general manufacturing, non-residential construction, transportation, aerospace and defense, energy, electronics and semiconductor fabrication, and heavy industry. Co. also services the auto industry, primarily through its toll processing operations. As of Dec 31 2016, Co.'s network of metals service centers operated more than 300 locations in 39 states in the U.S. and in 12 other countries.

## NUE — Key Stats

Name:	Nucor Corp.
Stock buyback:	NUE buyback
Website:	<a href="http://www.nucor.com">www.nucor.com</a>
Sector:	Non-Precious Metals & Non-Metallic Mining
Number of ETFs Holding NUE:	100 (see which ones)
Total Market Value Held by ETFs:	\$1,492,254,807
Total Market Capitalization:	\$18,148,000,000
% of Market Cap. Held by ETFs:	8.22%

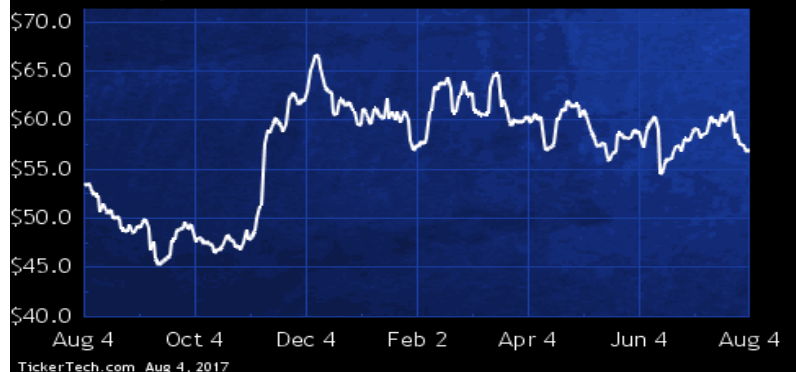
## NUE Dividend History



TickerTech.com Aug 4, 2017

## NUE — 2.6% Yield

### Nucor Corp.



Nucor is engaged in the manufacturing of steel and steel products. Co. has three segments: steel mills, which produces and distributes sheet steel (hot-rolled, cold-rolled and galvanized), tubular products, plate steel, structural steel and bar steel; steel products, which produces steel joists and joist girders, steel deck, fabricated concrete reinforcing steel, cold finished steel, steel fasteners, metal building systems, steel grating, and wire and wire mesh; and raw materials, which produces direct reduced iron (DRI); brokers ferrous and nonferrous metals, pig iron, hot briquetted iron and DRI; supplies ferro-alloys; and processes ferrous and nonferrous scrap metal.



Nothing in Dividend Channel is intended to be investment advice, nor does it represent the opinion of, counsel from, or recommendations by BNK Invest Inc. or any of its affiliates, subsidiaries or partners. None of the information contained herein constitutes a recommendation that any particular security, portfolio, transaction, or investment strategy is suitable for any specific person. All viewers agree that under no circumstances will BNK Invest, Inc., its subsidiaries, partners, officers, employees, affiliates, or agents be held liable for any loss or damage caused by your reliance on information obtained.

By visiting, using or viewing this site, you agree to the following [Full Disclaimer & Terms of Service](#). Video widget and dividend videos powered by Market News Video. Quote data delayed at least 20 minutes; [data powered by Ticker Technologies](#), and Mergent. [Contact Dividend Channel](#); [Meet Our Editorial Staff](#).