

10 Dividend Paying Metals Stocks

<http://www.metalschannel.com/>

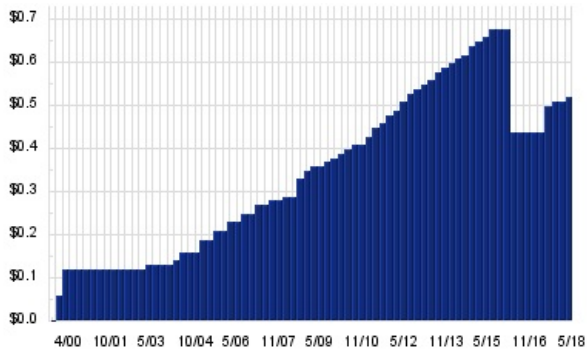
Metals Channel paired our coverage universe of metals stocks, with Dividend Channel's proprietary DividendRank formula, to bring you this list of 10 top ranked dividend paying metals stocks. The DividendRank formula considers a variety of data – dividend history & yield, book value, quarterly earnings – and compares it to the stock's trading data to come up with certain calculations about profitability and about the stock's valuation (whether we think it looks "cheap" or "expensive"). The result is this list of the top most "interesting" ideas that merit further research.



ARLP — KEY STATS

Name:	Alliance Resource Partners LP
Website:	www.arlp.com
Sector:	Metals & Mining
Number of ETFs Holding ARLP:	7 (see which ones)
Total Market Value Held by ETFs:	\$45,808,044.47
Total Market Capitalization:	\$2,487,000,000
% of Market Cap. Held by ETFs:	1.84%

ARLP DIVIDEND HISTORY

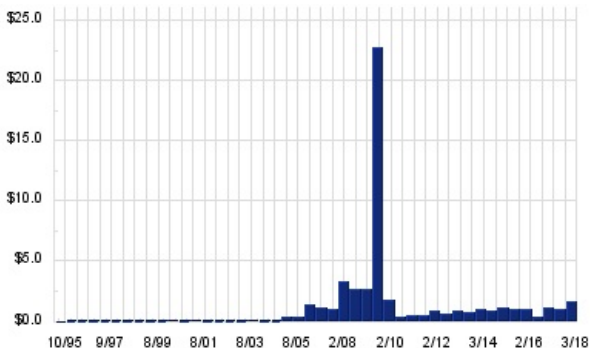


TickerTech.com Aug 1, 2018

RIO — KEY STATS

Name:	Rio Tinto Plc
Website:	www.riotinto.com
Sector:	Metals & Mining
Number of ETFs Holding RIO:	7 (see which ones)
Total Market Value Held by ETFs:	\$21,626,193
Total Market Capitalization:	\$75,741,000,000
% of Market Cap. Held by ETFs:	0.03%

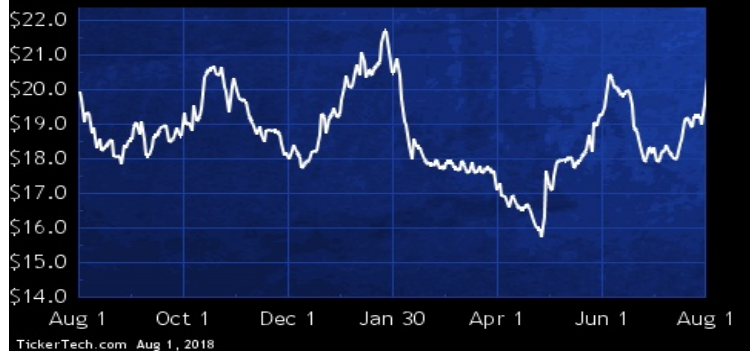
RIO DIVIDEND HISTORY



TickerTech.com Aug 1, 2018

ARLP — 10.2% YIELD

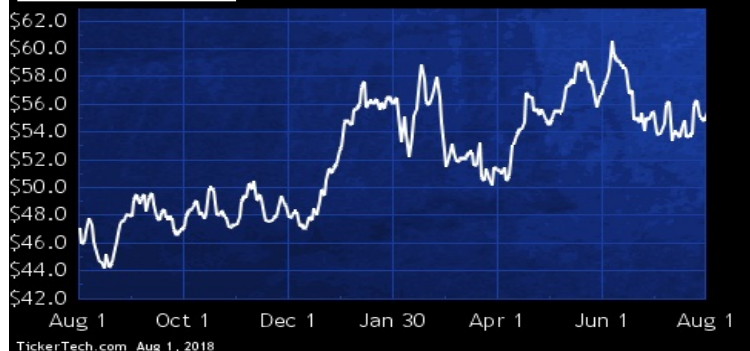
Alliance Resource Partners LP



Alliance Resource Partners is a producer and marketer of coal to U.S. utilities and industrial users. Co. produces a range of steam coal with varying sulfur and heat contents. As of Dec 31 2016, Co. operated eight underground mining complexes in Illinois, Indiana, Kentucky, Maryland and West Virginia. Co. also operates a coal loading terminal on the Ohio River at Mt. Vernon, IN. Co.'s mining activities are conducted in two geographic regions referred to in the coal industry as the Illinois Basin and Appalachian regions. Also, at Dec 31 2016, Co. had approximately 1.76 billion tons of proven and probable coal reserves in Illinois, Indiana, Kentucky, Maryland, Pennsylvania and West Virginia.

RIO — 6.5% YIELD

Rio Tinto Plc

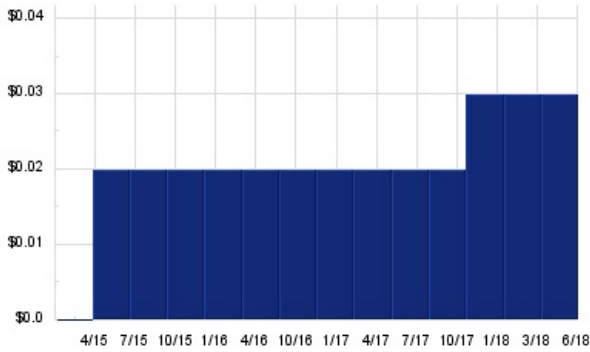


Rio Tinto is engaged in finding, mining and processing mineral resources. Co. has four product groups: iron ore, which supplies the global seaborne iron ore trade; aluminium, which includes bauxite mines, alumina refineries, and aluminium smelters; Copper and Diamonds, which has managed operations in Australia, Canada, Mongolia and the U.S., and non-managed operations in Chile and Indonesia, with by-product including gold, silver, molybdenum and others such as sulphuric acid, rhenium, and lead carbonate; and Energy and Minerals, which comprises mining, refining and marketing operations across borates, coal, iron ore concentrate and pellets, salt, titanium dioxide and uranium sectors.

ATUSF — KEY STATS

Name: [Altius Minerals Corp](#)
 Website: www.altiusminerals.com
 Sector: [Non-Precious Metals & Non-Metallic Mining](#)

ATUSF DIVIDEND HISTORY



TickerTech.com Aug 1, 2018

ATUSF — 1.2% YIELD

Altius Minerals Corp

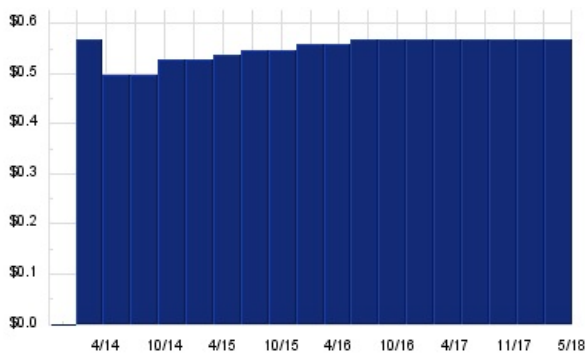


Altius Minerals is engaged in the generation and acquisition of mineral properties, royalties, and investments. Co. prefers to generate alliances or corporate structures related to the mineral exploration and natural resource opportunities it generates, which results in Co. carrying minority and non-operating project or equity interests and/or royalty interests.

CINR — KEY STATS

Name: [Ciner Resources LP](#)
 Website: www.ociresources.com
 Sector: [Metals & Mining](#)

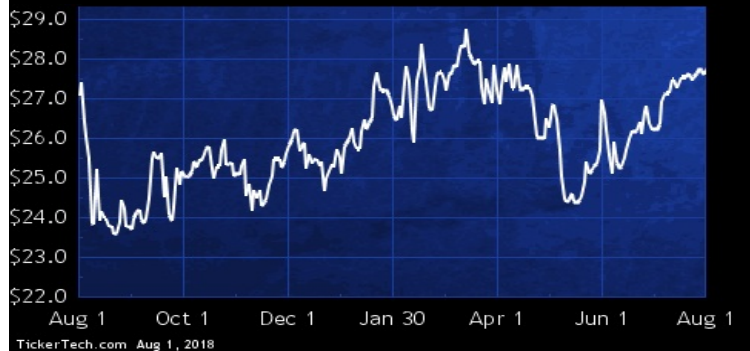
CINR DIVIDEND HISTORY



TickerTech.com Aug 1, 2018

CINR — 8.2% YIELD

Ciner Resources LP

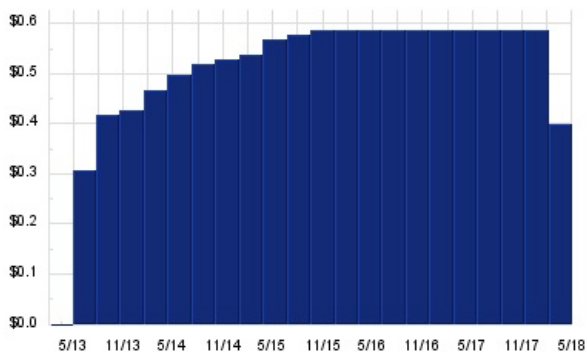


Ciner Resources, as of Dec 31 2017, owned a controlling interest comprised of 51.0% membership interest in Ciner Wyoming LLC (Ciner Wyoming). Ciner Wyoming is a producer of soda ash, serving a global market from Co.'s facility in the Green River Basin of Wyoming. Trona, a soft mineral, is also known as sodium sesquicarbonate and consists primarily of sodium carbonate, or soda ash, sodium bicarbonate and water. Co. processes trona ore into soda ash, which is a raw material in flat glass, container glass, detergents, chemicals, paper, and other consumer and industrial products.

SXCP — KEY STATS

Name:	SunCoke Energy Partners LP
Stock buyback:	SXCP buyback
Website:	www.suncoke.com
Sector:	Metals Fabrication & Products
Number of ETFs Holding SXCP:	2 (see which ones)
Total Market Value Held by ETFs:	\$5,612,782
Total Market Capitalization:	\$733,000,000
% of Market Cap. Held by ETFs:	0.77%

SXCP DIVIDEND HISTORY

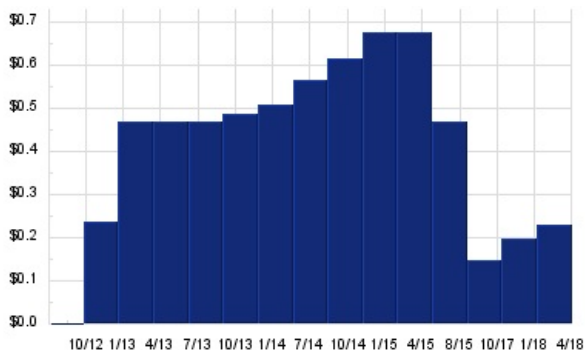


TickerTech.com Aug 1, 2018

HCLP — KEY STATS

Name:	Hi-Crush Partners LP
Website:	www.hicrushpartners.com
Sector:	Metals & Mining
Number of ETFs Holding HCLP:	4 (see which ones)
Total Market Value Held by ETFs:	\$7,410,854
Total Market Capitalization:	\$1,348,000,000
% of Market Cap. Held by ETFs:	0.55%

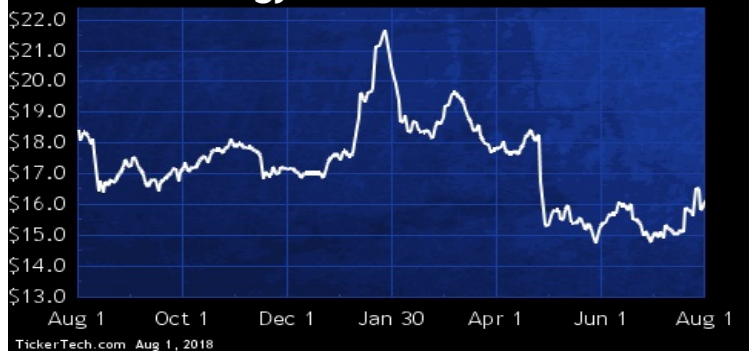
HCLP DIVIDEND HISTORY



TickerTech.com Aug 1, 2018

SXCP — 9.9% YIELD

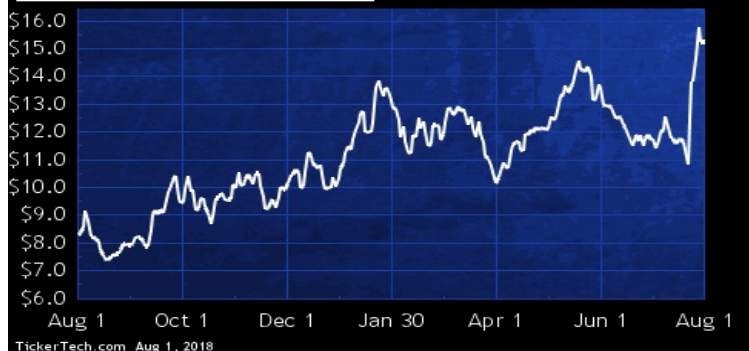
SunCoke Energy Partners LP



SunCoke Energy Partners primarily produces coke used in the blast furnace production of steel. Co. also provides handling and/or mixing services to steel, coke, electric utility, coal producing and other manufacturing based customers. Co. has two segments: Domestic Coke and Logistics. Domestic Coke segment consists of Co.'s cokemaking and heat recovery operations located in Franklin Furnace, OH; Middletown, OH; and Granite City, IL. Logistics segment consists of Co.'s handling and/or mixing services in Convent, LA; Ceredo and Belle, WV; and East Chicago, IN.

HCLP — 19.7% YIELD

Hi-Crush Partners LP

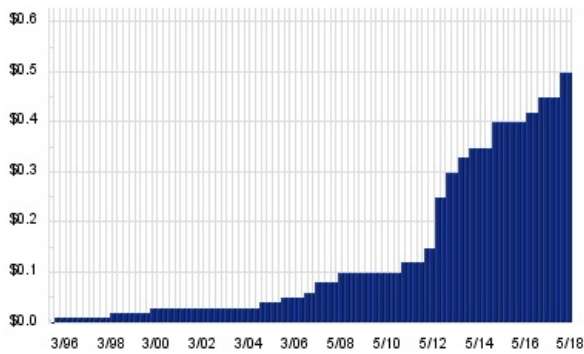


Hi-Crush Partners is a provider of proppant and logistics solutions to the North American energy industry. Co.'s portfolio of production facilities is capable of producing 13,400,000 tons per year of monocrySTALLINE sand, a mineral used as a proppant during the well completion process, necessary to facilitate the recovery of hydrocarbons from oil and natural gas wells. As of Dec 31 2017, Co. owned or operated 12 terminal locations throughout Colorado, Pennsylvania, Ohio, New York and Texas, of which two were temporarily idled and seven were capable of accommodating unit trains. Each terminal location is positioned in the shale plays to facilitate delivery of sand to the wellsite.

RS — KEY STATS

Name:	Reliance Steel & Aluminum Co.
Website:	www.rsac.com
Sector:	<u>Non-Precious Metals & Non-Metallic Mining</u>
Number of ETFs Holding RS:	56 (<u>see which ones</u>)
Total Market Value Held by ETFs:	\$474,654,250
Total Market Capitalization:	\$6,562,000,000
% of Market Cap. Held by ETFs:	7.23%

RS DIVIDEND HISTORY

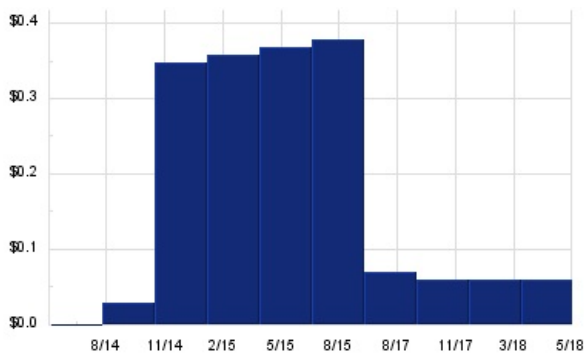


TickerTech.com Aug 1, 2018

FELP — KEY STATS

Name:	Foresight Energy LP
Website:	www.foresight.com
Sector:	<u>Metals & Mining</u>

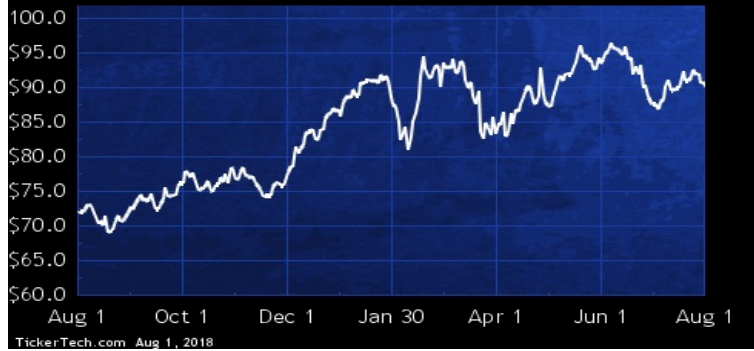
FELP DIVIDEND HISTORY



TickerTech.com Aug 1, 2018

RS — 2.2% YIELD

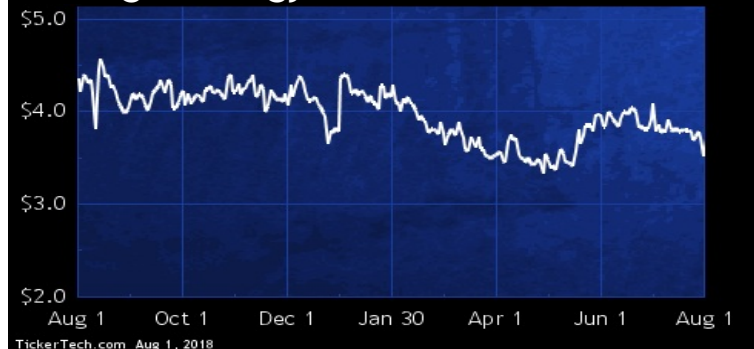
Reliance Steel & Aluminum Co.



Reliance Steel & Aluminum is a metals service center company. Co. provides metals processing services and distributes a line of metal products, including alloy, aluminum, brass, copper, carbon steel, stainless steel, titanium and specialty steel products to customers in a range of industries, including general manufacturing, non-residential construction, transportation, aerospace and defense, energy, electronics and semiconductor fabrication, and heavy industry. Co. also services the auto industry, primarily through its toll processing operations. As of Dec 31 2017, Co.'s network of metals service centers operated more than 300 locations in 44 states in the U.S. and in 13 other countries.

FELP — 6.1% YIELD

Foresight Energy LP

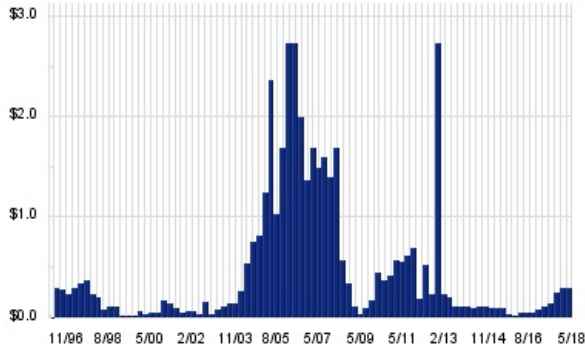


Foresight Energy is engaged in mining and marketing coal from reserves and operations located in the Illinois Basin. Co. controlled 2.1 billion tons of proven and probable coal in the state of Illinois at Dec 31 2017. As of Dec 31 2017, Co. owned four mining complexes where it can operate four longwall mines and one continuous miner operation. Co. markets and sells its coal primarily to electric utility and industrial companies in the eastern half of the U.S. and the international market. Co. sells the majority of its domestic tonnages to electric utilities with installed pollution control devices.

SCCO — KEY STATS

Name:	Southern Copper Corp
Website:	www.southerncoppercorp.com
Sector:	<u>Metals & Mining</u>
Number of ETFs Holding SCCO:	35 (<u>see which ones</u>)
Total Market Value Held by ETFs:	\$145,597,661.59
Total Market Capitalization:	\$37,020,000,000
% of Market Cap. Held by ETFs:	0.39%

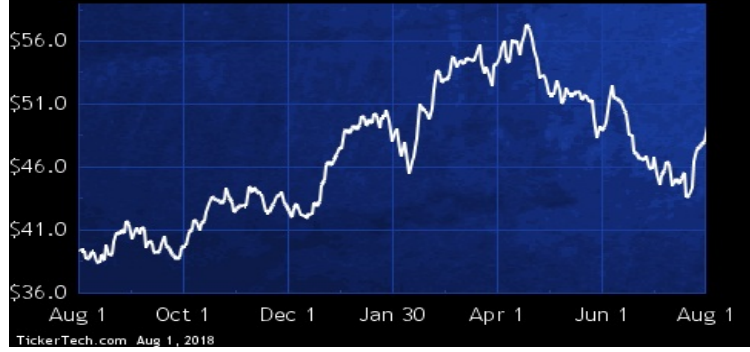
SCCO DIVIDEND HISTORY



TickerTech.com Aug 1, 2018

SCCO — 3.2% YIELD

Southern Copper Corp

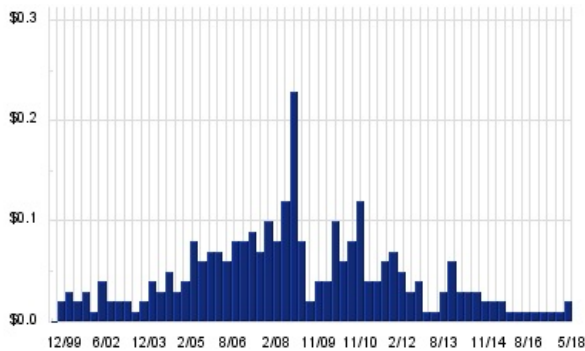


Southern Copper produces copper, molybdenum, zinc and silver. Co.'s mining, smelting and refining facilities are located in Peru and Mexico and Co. conducts its exploration activities in those countries and in Argentina, Chile and Ecuador. Co.'s Peruvian copper operations involve mining, milling and flotation of copper ore to produce copper concentrates and molybdenum concentrates; the smelting of copper concentrates to produce blister and anode copper; and the refining of anode copper to produce copper cathodes. Co.'s Mexican operations are conducted via its Minera Mexico S.A. de C.V. subsidiary, which engages in the mining and processing of copper, molybdenum, zinc, silver, gold and lead.

GGB — KEY STATS

Name:	Gerdau S.A.
Website:	www.gerdau.com.br
Sector:	<u>Non-Precious Metals & Non-Metallic Mining</u>
Number of ETFs Holding GGB:	9 (<u>see which ones</u>)
Total Market Value Held by ETFs:	\$20,938,855.76
Total Market Capitalization:	\$4,566,000,000
% of Market Cap. Held by ETFs:	0.46%

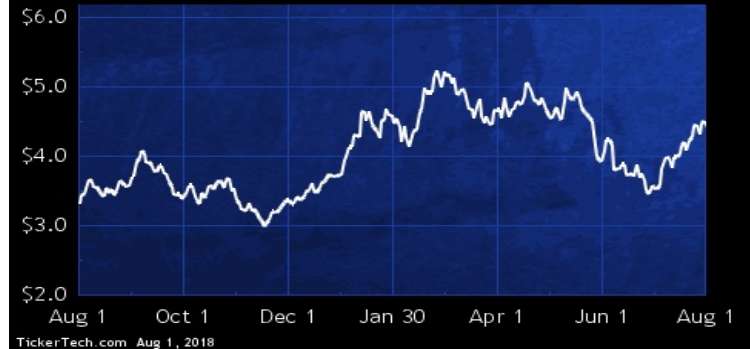
GGB DIVIDEND HISTORY



TickerTech.com Aug 1, 2018

GGB — 1.9% YIELD

Gerdau S.A.



Gerdau is a steel production group based in Brazil. Co. is engaged in the production and commercialization of steel products in general, through its mills located in Argentina, Brazil, Canada, Chile, Colombia, U.S., India, Mexico, Peru, the Dominican Republic, Uruguay and Venezuela. Co.'s product mix includes crude steel (slabs, blooms and billets) sold to rolling mills, finished products for the construction industry such as rebars, wire rods, structural bars, hot rolled coils and heavy plates; finished products for consumer goods industry such as commercial bars, light shapes and mesh wire and products for farming and agriculture such as poles, smooth wire and barbed wire.



Nothing in Dividend Channel is intended to be investment advice, nor does it represent the opinion of, counsel from, or recommendations by BNK Invest Inc. or any of its affiliates, subsidiaries or partners. None of the information contained herein constitutes a recommendation that any particular security, portfolio, transaction, or investment strategy is suitable for any specific person. All viewers agree that under no circumstances will BNK Invest, Inc., its subsidiaries, partners, officers, employees, affiliates, or agents be held liable for any loss or damage caused by your reliance on information obtained. By visiting, using or viewing this site, you agree to the following [Full Disclaimer & Terms of Service](#). Video widget and dividend videos powered by Market News Video. Quote data delayed at least 20 minutes; data powered by Ticker Technologies, and Mergent. [Contact Dividend Channel](#); [Meet Our Editorial Staff](#).