

## 10 Dividend Paying Metals Stocks

<http://www.metalschannel.com/>

Metals Channel paired our coverage universe of metals stocks, with Dividend Channel's proprietary DividendRank formula, to bring you this list of 10 top ranked dividend paying metals stocks. The DividendRank formula considers a variety of data – dividend history & yield, book value, quarterly earnings – and compares it to the stock's trading data to come up with certain calculations about profitability and about the stock's valuation (whether we think it looks "cheap" or "expensive"). The result is this list of the top most "interesting" ideas that merit further research.



## ARLP — KEY STATS

Name:	Alliance Resource Partners LP
Website:	<a href="http://www.arlp.com">www.arlp.com</a>
Sector:	<a href="#">Metals &amp; Mining</a>
Number of ETFs Holding ARLP:	7 ( <a href="#">see which ones</a> )
Total Market Value Held by ETFs:	\$23,886,289.47
Total Market Capitalization:	\$2,252,000,000
% of Market Cap. Held by ETFs:	1.06%

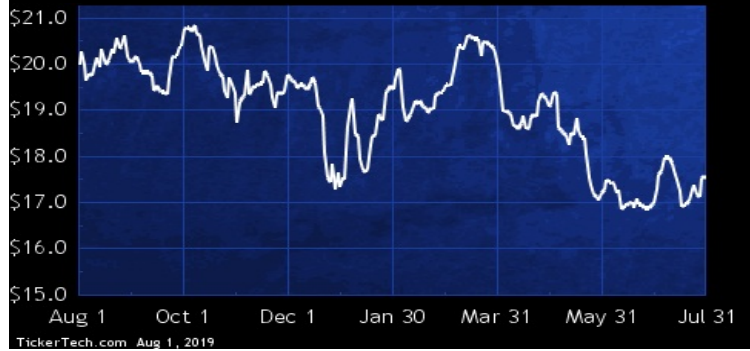
## ARLP DIVIDEND HISTORY



TickerTech.com Aug 1, 2019

## ARLP — 12.3% YIELD

### Alliance Resource Partners LP

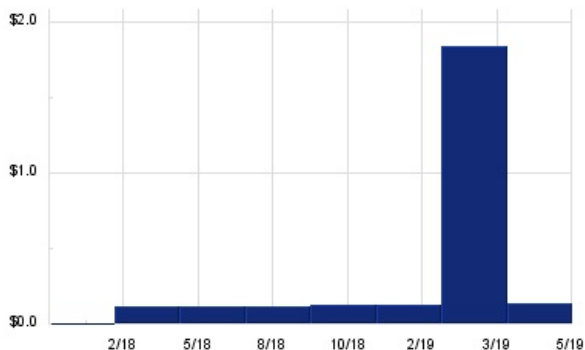


Alliance Resource Partners is a producer and marketer of coal to U.S. utilities and industrial users. Co. produces a range of steam coal with varying sulfur and heat contents. As of Dec 31 2016, Co. operated eight underground mining complexes in Illinois, Indiana, Kentucky, Maryland and West Virginia. Co. also operates a coal loading terminal on the Ohio River at Mt. Vernon, IN. Co.'s mining activities are conducted in two geographic regions referred to in the coal industry as the Illinois Basin and Appalachian regions. Also, at Dec 31 2016, Co. had approximately 1.76 billion tons of proven and probable coal reserves in Illinois, Indiana, Kentucky, Maryland, Pennsylvania and West Virginia.

## BTU — KEY STATS

Name:	Peabody Energy Corp (New)
Website:	<a href="http://www.peabodyenergy.com">www.peabodyenergy.com</a>
Sector:	<a href="#">Metals &amp; Mining</a>
Number of ETFs Holding BTU:	42 ( <a href="#">see which ones</a> )
Total Market Value Held by ETFs:	\$227,068,747
Total Market Capitalization:	\$2,358,000,000
% of Market Cap. Held by ETFs:	9.63%

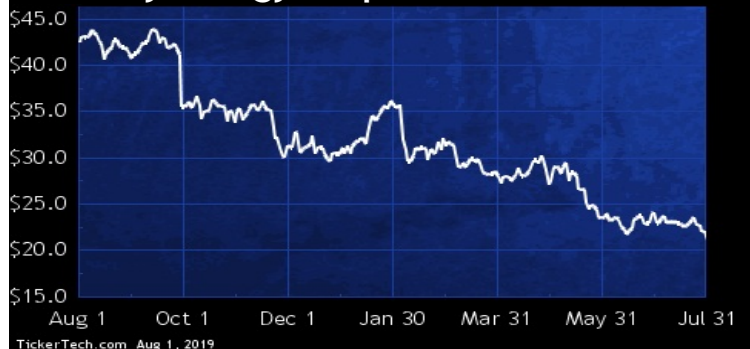
## BTU DIVIDEND HISTORY



TickerTech.com Aug 1, 2019

## BTU — 2.7% YIELD

### Peabody Energy Corp

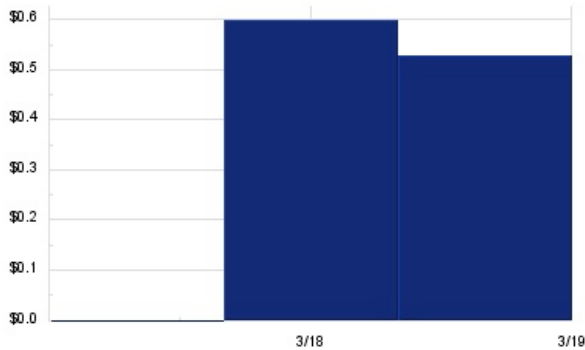


Peabody Energy is a coal company, engaged in the mining of thermal coal for sale primarily to electric utilities and metallurgical coal for sale to industrial customers. Co. owns interests in several coal mining operations located in the U.S. and Australia. Co. has a majority interest in several of those mining operations and an equity interest in Middlemount Coal Pty Ltd. (Middlemount), which owns the Middlemount Mine in Queensland, Australia. In addition to its mining operations, Co. markets and brokers coal from other coal producers, both as principal and agent, and trade coal and freight-related contracts through trading and business offices in the U.S., Australia, China, and the U.K.

## NEXA — KEY STATS

Name:	Nexa Resources SA
Website:	<a href="http://www.nexaresources.com">www.nexaresources.com</a>
Sector:	<a href="#">Metals Fabrication &amp; Products</a>
Number of ETFs Holding NEXA:	4 ( <a href="#">see which ones</a> )
Total Market Value Held by ETFs:	\$2,056,785
Total Market Capitalization:	\$1,179,000,000
% of Market Cap. Held by ETFs:	0.17%

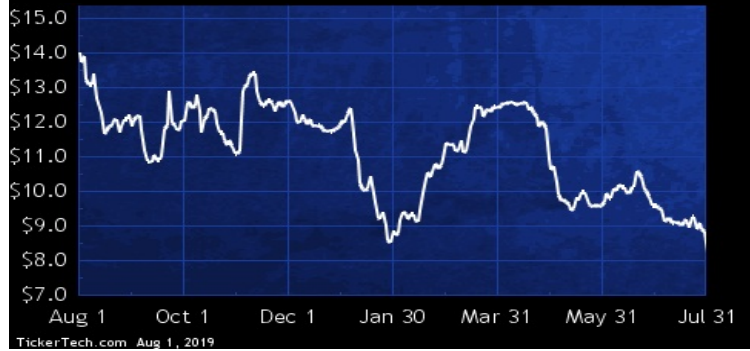
## NEXA DIVIDEND HISTORY



TickerTech.com Aug 1, 2019

## NEXA — 6.4% YIELD

### Nexa Resources SA

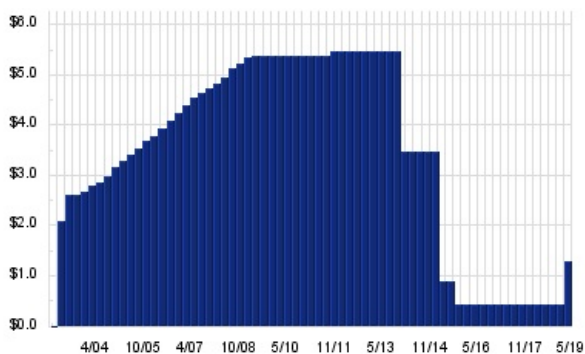


Nexa Resources produces, refines, processes, and sells zinc in Peru and Brazil. Co. explores, extracts, produces, and trades zinc, copper, and lead concentrates through its mining sites located in the regions of Pasco, Ica, and Moquegua in Peru. Co. refines byproducts, such as sulfuric acid, copper, and silver. Co. serves chemical, petrochemical, rubber, pulp, metallurgy, mining, agricultural, and other sectors; and exports its zinc to Europe and the Americas. Co. operates and owns five long-life underground mines, three located in the Central Andes of Peru and two located in the state of Minas Gerais in Brazil.

## NRP — KEY STATS

Name:	Natural Resource Partners LP
Website:	<a href="http://www.nrplp.com">www.nrplp.com</a>
Sector:	<a href="#">Metals &amp; Mining</a>
Number of ETFs Holding NRP:	3 ( <a href="#">see which ones</a> )
Total Market Value Held by ETFs:	\$1,170,865
Total Market Capitalization:	\$368,000,000
% of Market Cap. Held by ETFs:	0.32%

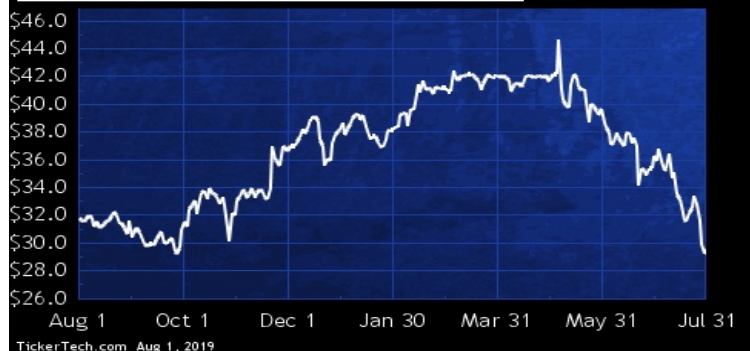
## NRP DIVIDEND HISTORY



TickerTech.com Aug 1, 2019

## NRP — 6.1% YIELD

### Natural Resource Partners LP

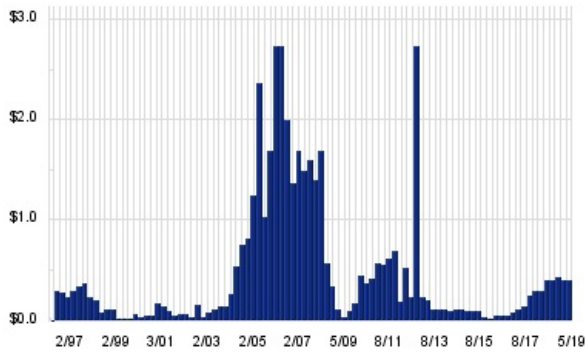


Natural Resource Partners owns, manages and leases a portfolio of mineral properties, including interests in coal, soda ash from trona and other natural resources. Co. has two segments: coal royalty and other, which consists primarily of coal royalty properties and coal related transportation and processing assets; and soda ash, which, via Ciner Resources LP, Co.'s operating partner, mines trona, processes it into soda ash, and distributes the soda ash both domestically and internationally into the glass and chemicals industries. Co.'s operations are conducted through its NRP (Operating) LLC subsidiary, and its operating assets are owned by its subsidiaries.

## SCCO — KEY STATS

Name:	Southern Copper Corp
Website:	<a href="http://www.southerncoppercorp.com">www.southerncoppercorp.com</a>
Sector:	<u>Metals &amp; Mining</u>
Number of ETFs Holding SCCO:	41 ( <a href="#">see which ones</a> )
Total Market Value Held by ETFs:	\$121,935,615.59
Total Market Capitalization:	\$28,796,000,000
% of Market Cap. Held by ETFs:	0.42%

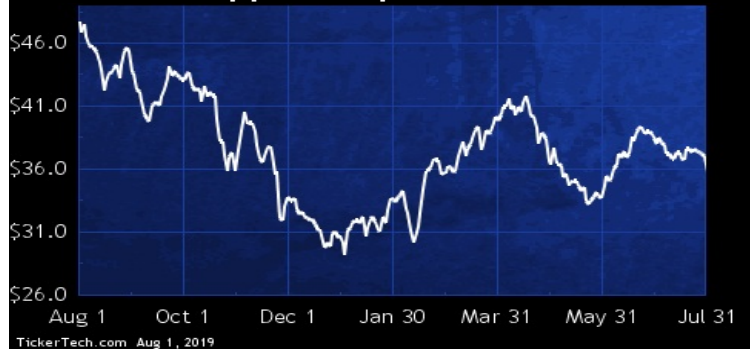
## SCCO DIVIDEND HISTORY



TickerTech.com Aug 1, 2019

## SCCO — 4.5% YIELD

### Southern Copper Corp

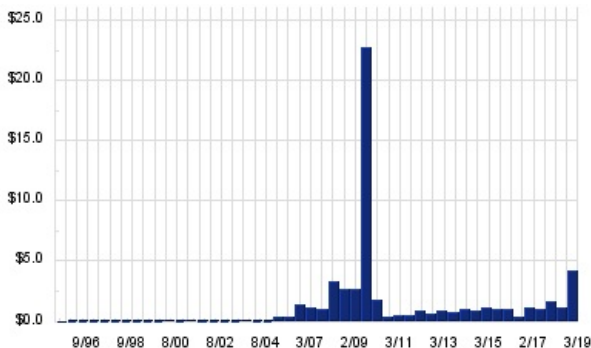


Southern Copper is a copper producer. Co.'s mining, smelting and refining facilities are located in Peru and Mexico and Co. conducts exploration activities in those countries and in Argentina, Chile and Ecuador. Co.'s Peruvian copper operations involve mining, milling and flotation of copper ore to produce copper concentrates and molybdenum concentrates, the smelting of copper concentrates to produce blister and anode copper, and the refining of anode copper to produce copper cathodes. Co.'s Mexican operations are conducted through its subsidiary, Minera Mexico, S.A. de C.V., which engages primarily in the mining and processing of copper, molybdenum, zinc, silver, gold and lead.

## RIO — KEY STATS

Name:	Rio Tinto Plc
Website:	<a href="http://www.riotinto.com">www.riotinto.com</a>
Sector:	<u>Metals &amp; Mining</u>
Number of ETFs Holding RIO:	10 ( <a href="#">see which ones</a> )
Total Market Value Held by ETFs:	\$10,264,623
Total Market Capitalization:	\$79,524,000,000
% of Market Cap. Held by ETFs:	0.01%

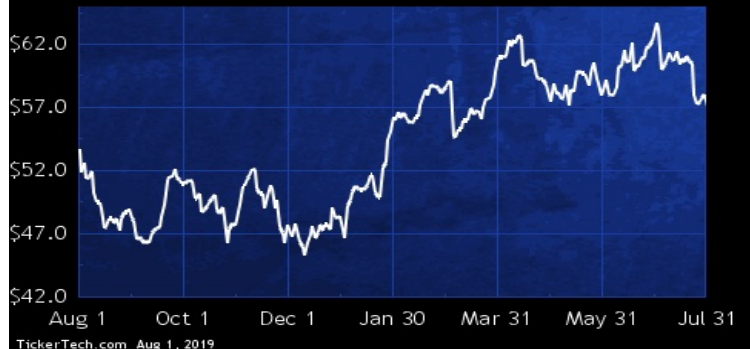
## RIO DIVIDEND HISTORY



TickerTech.com Aug 1, 2019

## RIO — 6.3% YIELD

### Rio Tinto Plc

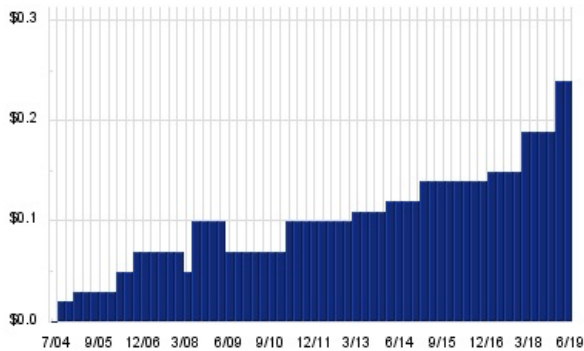


Rio Tinto is engaged in finding, mining and processing mineral resources. Co. has four product groups: iron ore, which supplies the global seaborne iron ore trade; aluminium, which includes bauxite mines, alumina refineries, and aluminium smelters; Copper and Diamonds, which has managed operations in Australia, Canada, Mongolia and the U.S., and non-managed operations in Chile and Indonesia, with by-product including gold, silver, molybdenum and others such as sulphuric acid, rhenium, and lead carbonate; and Energy and Minerals, which comprises mining, refining and marketing operations across borates, coal, iron ore concentrate and pellets, salt, titanium dioxide and uranium sectors.

## STLD – KEY STATS

Name:	Steel Dynamics Inc.
Stock buyback:	STLD buyback
Website:	<a href="http://www.steeldynamics.com">www.steeldynamics.com</a>
Sector:	Non-Precious Metals & Non-Metallic Mining
Number of ETFs Holding STLD:	84 ( <a href="#">see which ones</a> )
Total Market Value Held by ETFs:	\$1,167,598,257
Total Market Capitalization:	\$7,247,000,000
% of Market Cap. Held by ETFs:	16.11%

## STLD DIVIDEND HISTORY

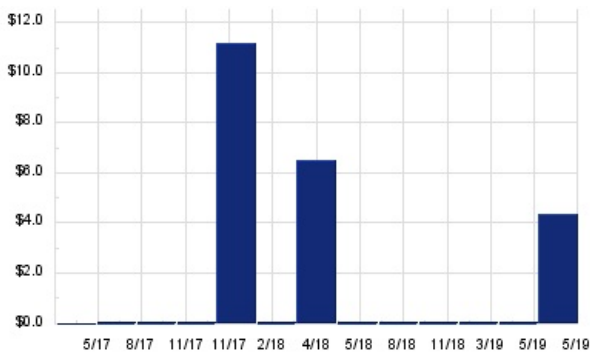


TickerTech.com Aug 1, 2019

## HCC – KEY STATS

Name:	Warrior Met Coal Inc
Stock buyback:	HCC buyback
Website:	<a href="http://www.warriormetcoal.com">www.warriormetcoal.com</a>
Sector:	Metals & Mining
Number of ETFs Holding HCC:	38 ( <a href="#">see which ones</a> )
Total Market Value Held by ETFs:	\$181,430,133
Total Market Capitalization:	\$1,289,000,000
% of Market Cap. Held by ETFs:	14.08%

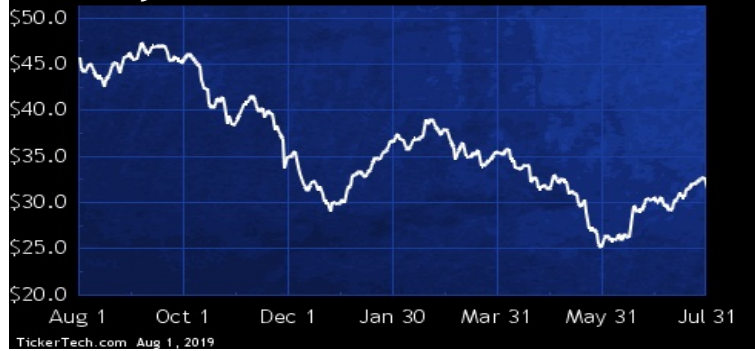
## HCC DIVIDEND HISTORY



TickerTech.com Aug 1, 2019

## STLD – 3.0% YIELD

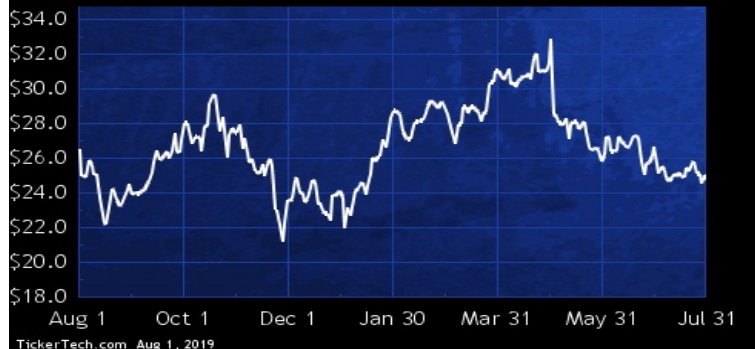
### Steel Dynamics Inc.



Steel Dynamics is a steel producer and metal recycler. Co. manufactures and sells steel products, processes and sells recycled ferrous and nonferrous metals, and fabricates and sells steel joists and deck products. Co.'s segments are: Steel, which produces steel from ferrous scrap and scrap substitutes, utilizing casting, automated rolling mills and several downstream steel coating and bar processing lines, and Iron Dynamics; metals recycling, which involves the purchase, processing, and resale of ferrous and nonferrous scrap metals into reusable forms and grades; and steel fabrication, which produces steel building components, including steel joists, girders, trusses, and steel deck.

## HCC – 0.8% YIELD

### Warrior Met Coal Inc

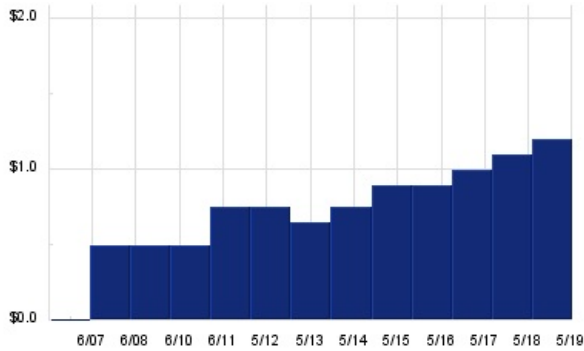


Warrior Met Coal is a holding company. Through its subsidiaries, Co. is a producer and exporter of met coal. Co. sells its coal product to steel producers in Europe and South America. Co.'s mining operations consist of two underground met coal mines in Southern Appalachia's coal seam (Mines No. 7 and No. 4) and other surface met and thermal coal mines. Co.'s natural gas operations remove and sell natural gas from the coal seams owned or leased by Co. and others as a byproduct of coal production. Co.'s degasification operations improve mining operations and safety by reducing natural gas levels in its mines. Co. also owns mineral rights for recoverable reserves at its Blue Creek Energy Mine.

## TX — KEY STATS

Name:	Ternium S A
Website:	<a href="http://www.ternium.com">www.ternium.com</a>
Sector:	<u>Non-Precious Metals &amp; Non-Metallic Mining</u>
Number of ETFs Holding TX:	3 ( <a href="#">see which ones</a> )
Total Market Value Held by ETFs:	\$4,111,777
Total Market Capitalization:	\$44,411,000,000
% of Market Cap. Held by ETFs:	0.01%

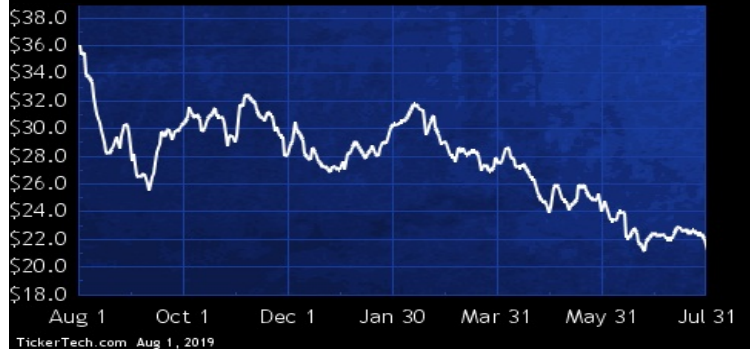
## TX DIVIDEND HISTORY



TickerTech.com Aug 1, 2019

## TX — 5.7% YIELD

### Ternium S A

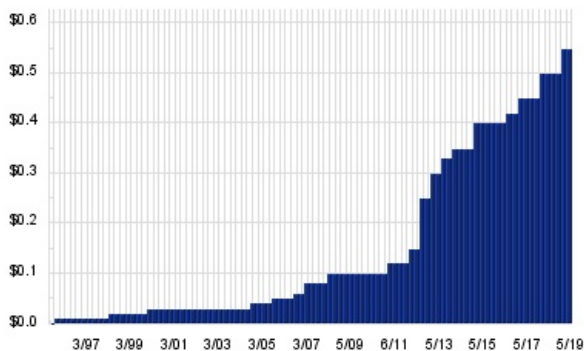


Ternium is a steel company. Co. manufactures and processes a broad spectrum of value-added steel products, including tinplate, galvanized and electro-galvanized sheets, pre-painted sheets, and hot rolled pickled and annealed and cold rolled steel, as well as slit and cut-to-length offerings through its service centers. Co. also produces long steel products such as bars and wire rod. Co.'s customers range from global companies to small enterprises operating in the construction, home appliances, capital goods, containers, food and automotive industries. Co. organizes its operations into two business segments which operate on a worldwide basis: Steel and Mining.

## RS — KEY STATS

Name:	Reliance Steel & Aluminum Co.
Website:	<a href="http://www.rsac.com">www.rsac.com</a>
Sector:	<u>Non-Precious Metals &amp; Non-Metallic Mining</u>
Number of ETFs Holding RS:	82 ( <a href="#">see which ones</a> )
Total Market Value Held by ETFs:	\$1,150,024,989
Total Market Capitalization:	\$6,812,000,000
% of Market Cap. Held by ETFs:	16.88%

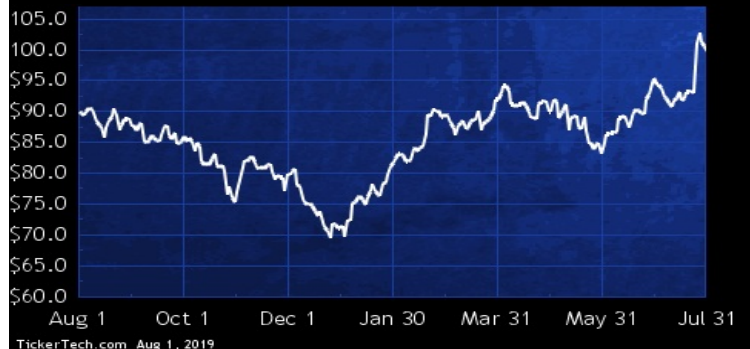
## RS DIVIDEND HISTORY



TickerTech.com Aug 1, 2019

## RS — 2.2% YIELD

### Reliance Steel & Aluminum Co.



Reliance Steel & Aluminum is a metals service center company. Co. provides metals processing services and distributes a line of metal products, including alloy, aluminum, brass, copper, carbon steel, stainless steel, titanium and specialty steel products, to its customers in a range of industries, including general manufacturing, non-residential construction (including infrastructure), transportation (rail, truck trailer and shipbuilding), aerospace and defense, energy (oil and gas), electronics and semiconductor fabrication, and heavy industry (agricultural, construction and mining equipment). Co. also services the auto industry, primarily through its toll processing operations.

 **METALS Channel**

 **Dividend Channel**

Nothing in Dividend Channel is intended to be investment advice, nor does it represent the opinion of, counsel from, or recommendations by BNK Invest Inc. or any of its affiliates, subsidiaries or partners. None of the information contained herein constitutes a recommendation that any particular security, portfolio, transaction, or investment strategy is suitable for any specific person. All viewers agree that under no circumstances will BNK Invest, Inc., its subsidiaries, partners, officers, employees, affiliates, or agents be held liable for any loss or damage caused by your reliance on information obtained. By visiting, using or viewing this site, you agree to the following [Full Disclaimer & Terms of Service](#). Video widget and dividend videos powered by Market News Video. Quote data delayed at least 20 minutes; data powered by Ticker Technologies, and Mergent. [Contact Dividend Channel](#); [Meet Our Editorial Staff](#).