

10 Dividend Paying Metals Stocks

<http://www.metalschannel.com/>

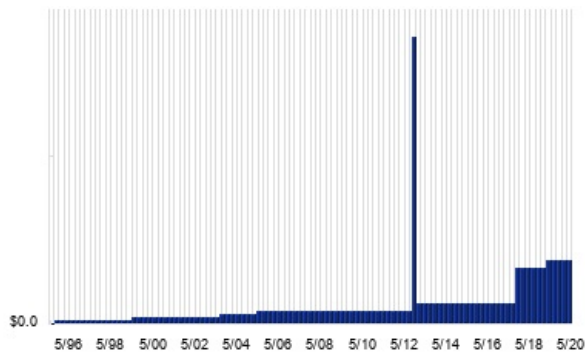
Metals Channel paired our coverage universe of metals stocks, with Dividend Channel's proprietary DividendRank formula, to bring you this list of 10 top ranked dividend paying metals stocks. The DividendRank formula considers a variety of data – dividend history & yield, book value, quarterly earnings – and compares it to the stock's trading data to come up with certain calculations about profitability and about the stock's valuation (whether we think it looks "cheap" or "expensive"). The result is this list of the top most "interesting" ideas that merit further research.



NC – KEY STATS

Name:	NACCO Industries Inc
Stock buyback:	NC buyback
Website:	www.nacco.com
Sector:	Metals & Mining
Number of ETFs Holding NC:	18 (see which ones)
Total Market Value Held by ETFs:	\$8,560,372
Total Market Capitalization:	\$128,000,000
% of Market Cap. Held by ETFs:	6.69%

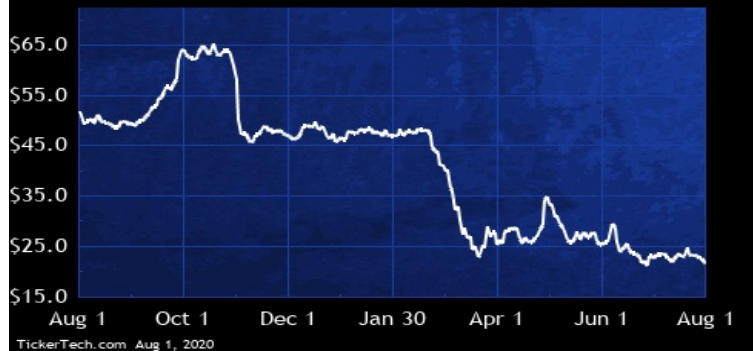
NC DIVIDEND HISTORY



TickerTech.com Aug 1, 2020

NC – 3.5% YIELD

NACCO Industries Inc



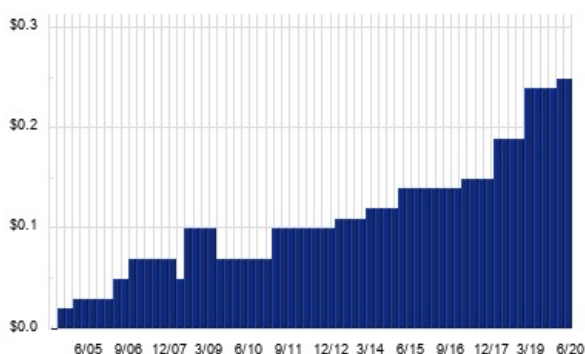
TickerTech.com Aug 1, 2020

NACCO Industries is a holding company. Through its subsidiaries Co. operates in the mining and natural resources industries. The Coal Mining segment operates surface coal mines under long-term contracts with power generation companies and activated carbon producers pursuant to a service-based business model. The North American Mining segment provides contract mining and other services for producers of aggregates, lithium and other minerals. This segment provides contract mining services for independently owned mines and quarries. NAMining operates primarily at limestone quarries in Florida. The minerals management segment promotes the development of Co.'s oil, gas and coal reserves.

STLD – KEY STATS

Name:	Steel Dynamics Inc.
Stock buyback:	STLD buyback
Website:	www.steeldynamics.com
Sector:	Non-Precious Metals & Non-Metallic Mining
Number of ETFs Holding STLD:	86 (see which ones)
Total Market Value Held by ETFs:	\$921,514,210
Total Market Capitalization:	\$5,797,000,000
% of Market Cap. Held by ETFs:	15.90%

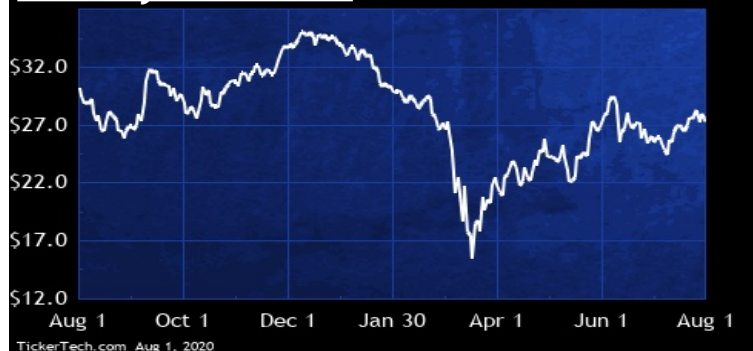
STLD DIVIDEND HISTORY



TickerTech.com Aug 1, 2020

STLD – 3.6% YIELD

Steel Dynamics Inc.



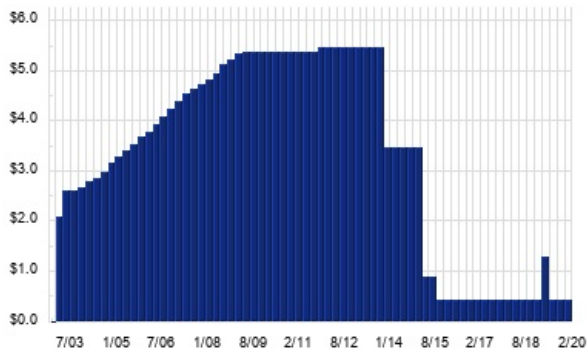
TickerTech.com Aug 1, 2020

Steel Dynamics is a steel producer and metal recycler. Co. manufactures and sells steel products, processes and sells recycled ferrous and nonferrous metals, and fabricates and sells steel joists and deck products. Co. has three segments: Steel, which produces steel from ferrous scrap and scrap substitutes, utilizing continuous casting, automated rolling mills and several steel coating and processing lines, and Iron Dynamics; metals recycling, which involves the purchase, processing, and resale of ferrous and nonferrous scrap metals into reusable forms and grades; and steel fabrication, which produces steel building components, including steel joists, girders, trusses, and steel deck.

NRP — KEY STATS

Name: Natural Resource Partners LP
 Website: www.nrplp.com
 Sector: [Metals & Mining](#)

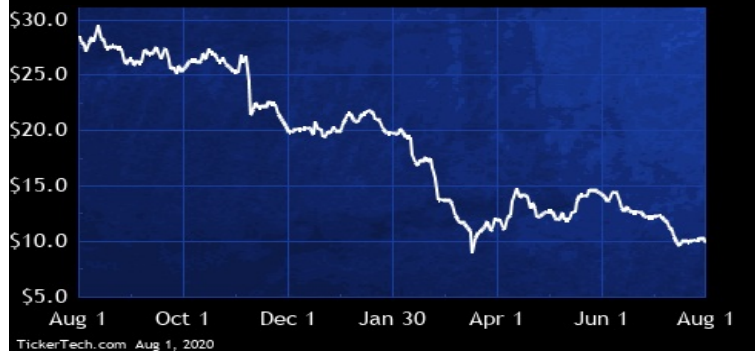
NRP DIVIDEND HISTORY



TickerTech.com Aug 1, 2020

NRP — 17.7% YIELD

Natural Resource Partners LP

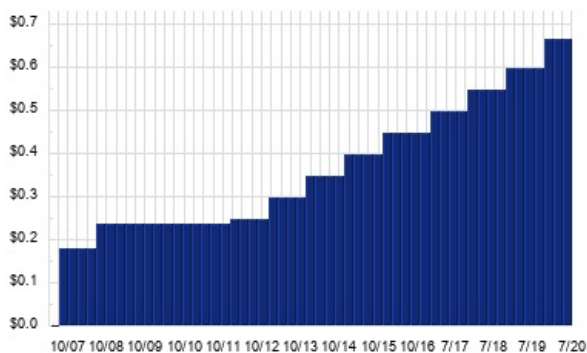


Natural Resource Partners owns, manages and leases a portfolio of mineral properties, including interests in coal and other natural resources and owns a non-controlling 49% interest in Ciner Wyoming LLC, a trona ore mining and soda ash production business. Co.'s business is organized into the following segments: Coal Royalty and Other, which consists primarily of coal royalty properties and coal-related transportation and processing assets; and Soda Ash, in which Ciner Resources LP, Co.'s operating partner, mines the trona, processes it into soda ash, and distributes the soda ash both domestically and internationally into the glass and chemicals industries.

KALU — KEY STATS

Name: Kaiser Aluminum Corp.
 Stock buyback: [KALU buyback](#)
 Website: www.kaiseraluminum.com
 Sector: [Non-Precious Metals & Non-Metallic Mining](#)
 Number of ETFs Holding KALU: 50 ([see which ones](#))
 Total Market Value Held by ETFs: \$257,243,406
 Total Market Capitalization: \$1,072,000,000
 % of Market Cap. Held by ETFs: 24.00%

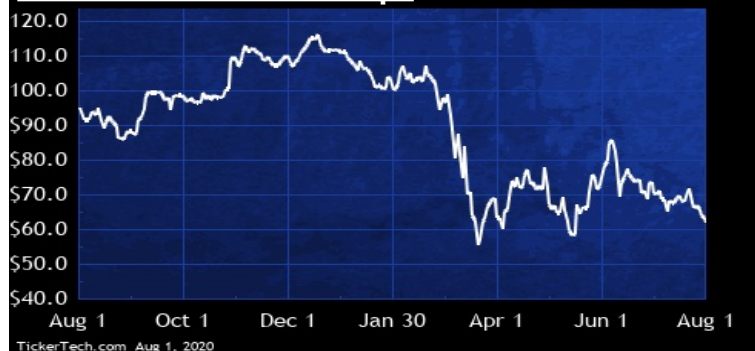
KALU DIVIDEND HISTORY



TickerTech.com Aug 1, 2020

KALU — 4.2% YIELD

Kaiser Aluminum Corp.

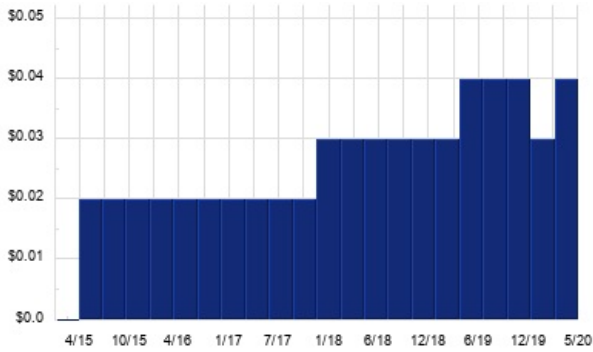


Kaiser Aluminum is a holding company. Through its subsidiaries, Co. manufactures and sells semi-fabricated specialty aluminum mill products for the following end market applications: aerospace and high strength, which includes products such as heat treat plate and sheet, hard alloy extruded shapes, cold finish rod and bar, drawn tube and billet; automotive, which consists of extruded aluminum products for North American automotive applications; general engineering, which consists primarily of 6000-series alloy plate, sheet, rod, bar, tube, wire and standard extruded shapes products; and other industrial, which consists of extruded, drawn and cast billet aluminum products.

ATUSF — KEY STATS

Name: [Altius Minerals Corp](#)
 Website: www.altiusminerals.com
 Sector: [Non-Precious Metals & Non-Metallic Mining](#)

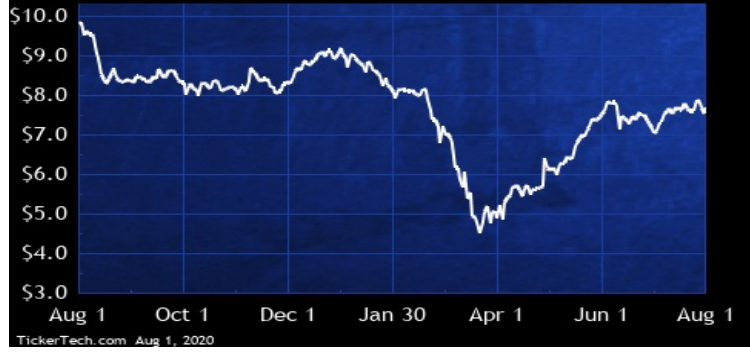
ATUSF DIVIDEND HISTORY



TickerTech.com Aug 1, 2020

ATUSF — 2.0% YIELD

Altius Minerals Corp

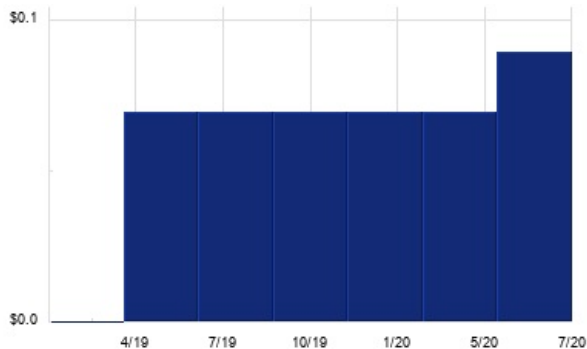


Altius Minerals is engaged in the generation and acquisition of mineral properties, royalties, and investments. Co. prefers to generate alliances or corporate structures related to the mineral exploration and natural resource opportunities it generates, which results in Co. carrying minority and non-operating project or equity interests and/or royalty interests.

CMCL — KEY STATS

Name: [Caledonia Mining Corporation PLC](#)
 Website: www.caledoniamining.com
 Sector: [Precious Metals](#)
 Number of ETFs Holding CMCL: 7 ([see which ones](#))
 Total Market Value Held by ETFs: \$10,890,562
 Total Market Capitalization: \$297,000,000
 % of Market Cap. Held by ETFs: 3.67%

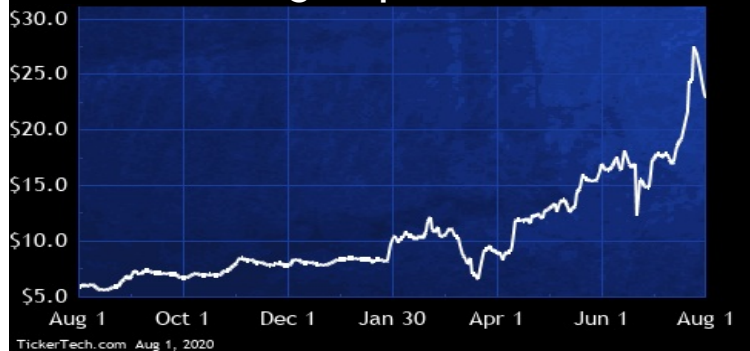
CMCL DIVIDEND HISTORY



TickerTech.com Aug 1, 2020

CMCL — 1.5% YIELD

Caledonia Mining Corporation PLC

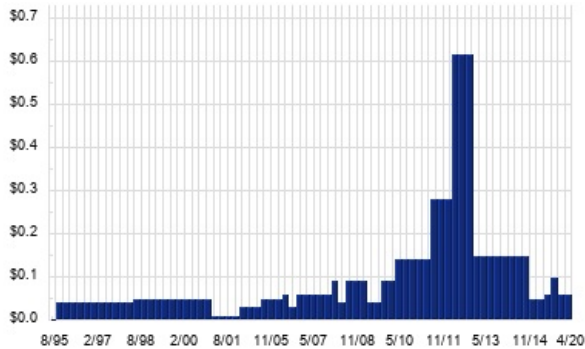


Caledonia Mining Corporation is engaged in the acquisition, exploration and development of mineral properties for the exploitation of base and precious metals focused on Southern Africa. Co.'s primary asset is a 49% interest in the Blanket Mine in Zimbabwe which produced over 50,351 ounces of gold in 2016. Its segments include Corporate, Zimbabwe, and South Africa. The Corporate segment includes administrative functions within the group. The Zimbabwe segment comprise Caledonia Holdings Zimbabwe Ltd. and subsidiaries. The South Africa segment comprises a gold mine, that is on care and maintenance, as well as sales made by Caledonia Mining South Africa Proprietary Limited to the Blanket Mine.

CLF — KEY STATS

Name:	Cleveland-Cliffs Inc (New)
Stock buyback:	CLF buyback
Website:	www.cliffsnaturalresources.com
Sector:	Non-Precious Metals & Non-Metallic Mining
Number of ETFs Holding CLF:	53 (see which ones)
Total Market Value Held by ETFs:	\$505,450,890
Total Market Capitalization:	\$2,252,000,000
% of Market Cap. Held by ETFs:	22.44%

CLF DIVIDEND HISTORY

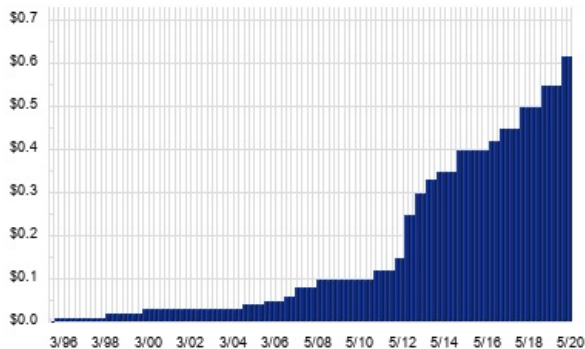


TickerTech.com Aug 1, 2020

RS — KEY STATS

Name:	Reliance Steel & Aluminum Co.
Website:	www.rsac.com
Sector:	Non-Precious Metals & Non-Metallic Mining
Number of ETFs Holding RS:	81 (see which ones)
Total Market Value Held by ETFs:	\$1,037,540,633
Total Market Capitalization:	\$6,532,000,000
% of Market Cap. Held by ETFs:	15.88%

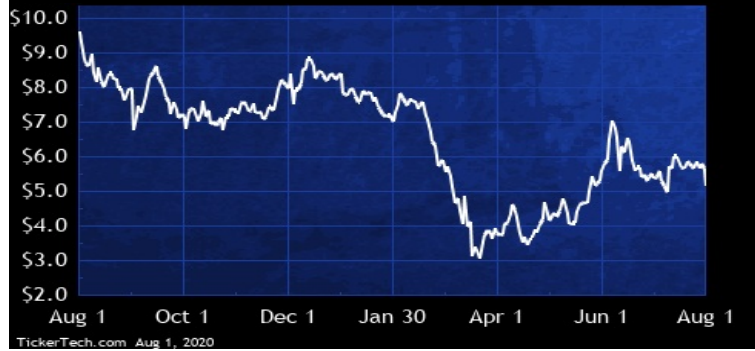
RS DIVIDEND HISTORY



TickerTech.com Aug 1, 2020

CLF — 4.2% YIELD

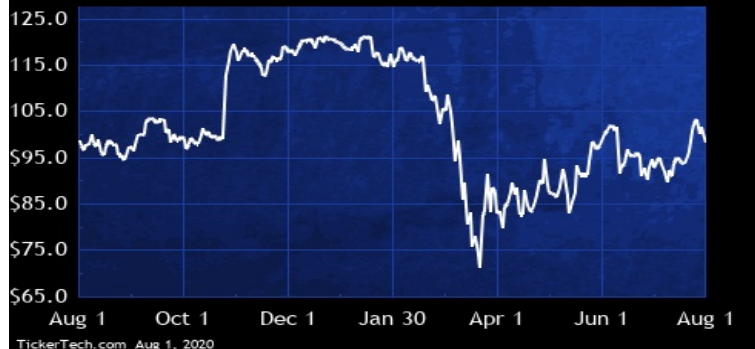
Cleveland-Cliffs Inc



Cleveland-Cliffs is an iron ore mining company. Co. is a supplier of iron ore pellets to the North American steel industry from its mines and pellet plants located in Michigan and Minnesota. Co.'s segments include: Mining and Pelletizing, and Metallica. In its Mining and Pelletizing segment, Co. is a producer of iron ore pellets, primarily selling production from its Mining and Pelletizing segment to integrated steel companies in the U.S. and Canada. In its Metallica segment, Co. is constructing a hot briquetted iron (HBI) production plant in Toledo, OH. HBI is an iron alternative to scrap that, when used as a feedstock, allows an electric arc furnace to produce various grades of steel.

RS — 2.5% YIELD

Reliance Steel & Aluminum Co.

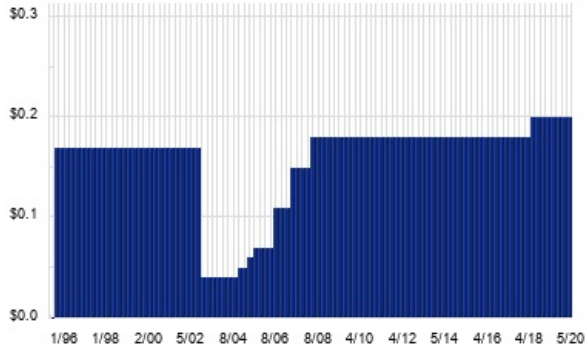


Reliance Steel & Aluminum is a metals service center company. Co. provides metals processing services and distributes a line of metal products, including alloy, aluminum, brass, copper, carbon steel, stainless steel, titanium and specialty steel products, to its customers in a range of industries, including general manufacturing, non-residential construction (including infrastructure), transportation (rail, truck trailer and shipbuilding), aerospace and defense, energy (oil and gas), electronics and semiconductor fabrication, and heavy industry (agricultural, construction and mining equipment). Co. also services the auto industry, primarily through its toll processing operations.

CRS — KEY STATS

Name:	Carpenter Technology Corp.
Stock buyback:	CRS buyback
Website:	www.cartech.com
Sector:	Non-Precious Metals & Non-Metallic Mining
Number of ETFs Holding CRS:	61 (see which ones)
Total Market Value Held by ETFs:	\$206,343,967
Total Market Capitalization:	\$1,081,000,000
% of Market Cap. Held by ETFs:	19.09%

CRS DIVIDEND HISTORY

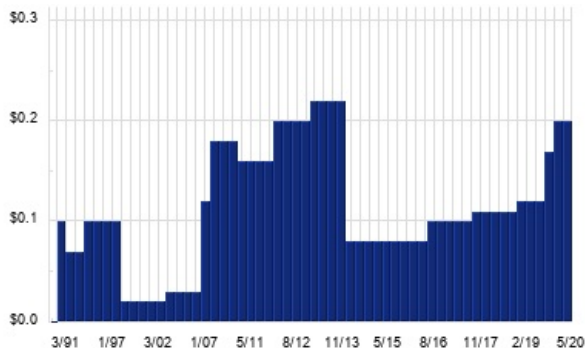


TickerTech.com Aug 1, 2020

AEM — KEY STATS

Name:	Agnico Eagle Mines Ltd
Website:	www.agnicoeagle.com
Sector:	Precious Metals
Number of ETFs Holding AEM:	7 (see which ones)
Total Market Value Held by ETFs:	\$811,039,710
Total Market Capitalization:	\$15,079,000,000
% of Market Cap. Held by ETFs:	5.38%

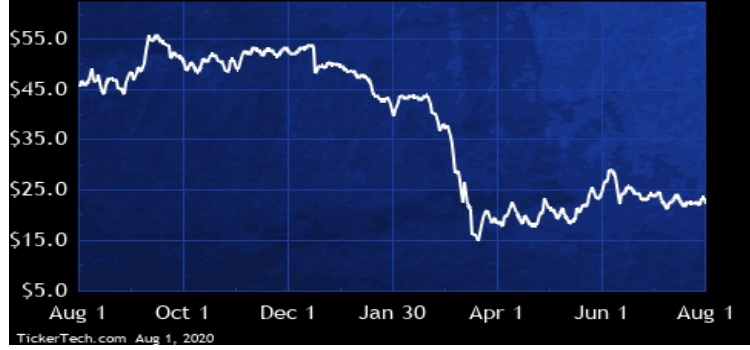
AEM DIVIDEND HISTORY



TickerTech.com Aug 1, 2020

CRS — 3.4% YIELD

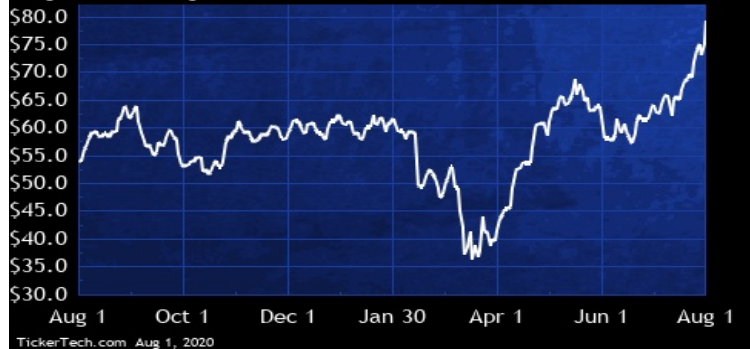
Carpenter Technology Corp.



Carpenter Technology is a producer and distributor of alloys, including titanium alloys, powder metals, stainless steels, alloy steels, and tool steels as well as drilling tools. Co.'s alloy-based materials and process solutions are used for applications in the aerospace, defense, transportation, energy, medical, industrial and consumer markets as well as additive manufacturing processes and soft magnetics applications. Co. also produces metal powders and parts. Co. has two business segments: Specialty Alloys Operations, which consists of Co.'s alloy and stainless steel manufacturing operations; and Performance Engineered Products, which consists of Co.'s differentiated operations.

AEM — 1.1% YIELD

Agnico Eagle Mines Ltd



Agnico-Eagle Mines is a gold mining company with mining operations in Canada, Mexico and Finland. Co. earns a proportion of its revenues from the production and sale of gold in both dore bar and concentrate form. The remainder of revenue and cash flow is generated by the production and sale of byproduct metals. The revenue from byproduct metals is mainly generated by production at the LaRonde mine in Canada (silver, zinc, copper and lead) and the Pinos Altos mine in Mexico (silver).



Nothing in Dividend Channel is intended to be investment advice, nor does it represent the opinion of, counsel from, or recommendations by BNK Invest Inc. or any of its affiliates, subsidiaries or partners. None of the information contained herein constitutes a recommendation that any particular security, portfolio, transaction, or investment strategy is suitable for any specific person. All viewers agree that under no circumstances will BNK Invest, Inc., its subsidiaries, partners, officers, employees, affiliates, or agents be held liable for any loss or damage caused by your reliance on information obtained. By visiting, using or viewing this site, you agree to the following [Full Disclaimer & Terms of Service](#). Video widget and dividend videos powered by Market News Video. Quote data delayed at least 20 minutes; data powered by Ticker Technologies, and Mergent. [Contact Dividend Channel](#); [Meet Our Editorial Staff](#).