

10 Dividend Paying Metals Stocks

<http://www.metalschannel.com/>

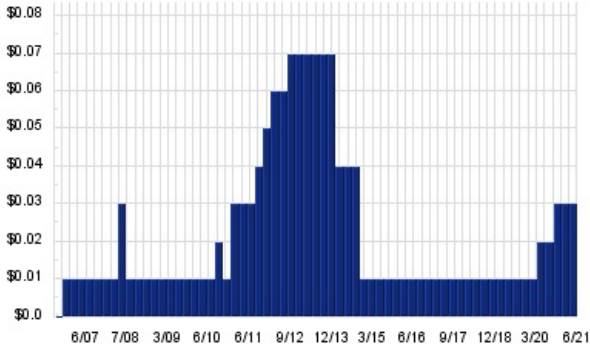
Metals Channel paired our coverage universe of metals stocks, with Dividend Channel's proprietary DividendRank formula, to bring you this list of 10 top ranked dividend paying metals stocks. The DividendRank formula considers a variety of data – dividend history & yield, book value, quarterly earnings – and compares it to the stock's trading data to come up with certain calculations about profitability and about the stock's valuation (whether we think it looks "cheap" or "expensive"). The result is this list of the top most "interesting" ideas that merit further research.



AUY – KEY STATS

| | |
|----------------------------------|--|
| Name: | Yamana Gold Inc |
| Stock buyback: | AUY buyback |
| Website: | www.yamana.com |
| Sector: | Precious Metals |
| Number of ETFs Holding AUY: | 5 (see which ones) |
| Total Market Value Held by ETFs: | \$452,392,046 |
| Total Market Capitalization: | \$3,990,000,000 |
| % of Market Cap. Held by ETFs: | 11.34% |

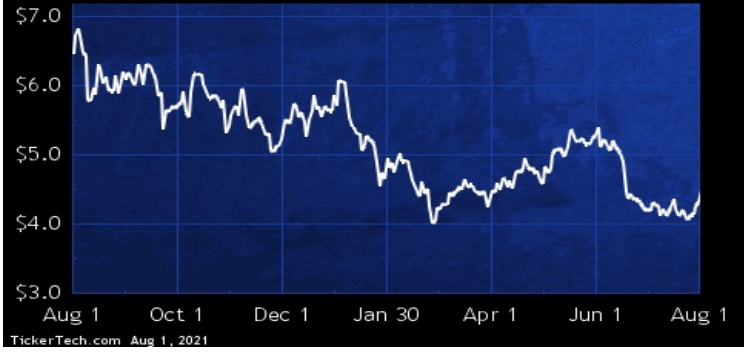
AUY DIVIDEND HISTORY



TickerTech.com Jul 31, 2021

AUY – 11.1% YIELD

Yamana Gold Inc

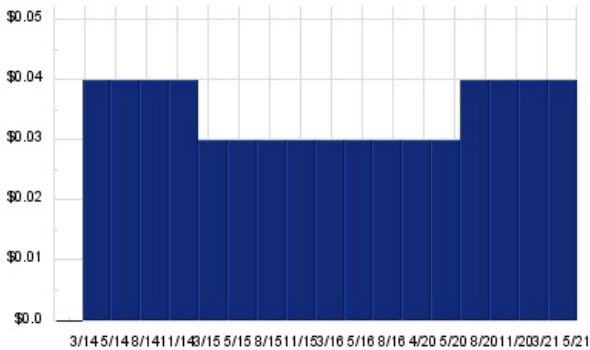


Yamana Gold is engaged in the production of gold and silver, development stage properties, and exploration properties and land positions throughout the Americas, including Canada, Brazil, Chile and Argentina.

CGAU – KEY STATS

| | |
|----------|--|
| Name: | Centerra Gold Inc |
| Website: | www.centerragold.com |
| Sector: | Precious Metals |

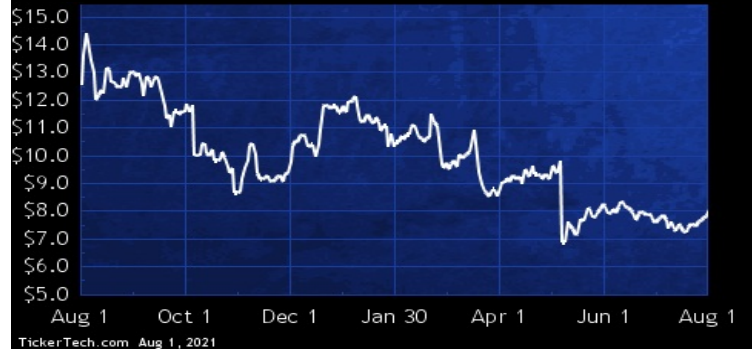
CGAU DIVIDEND HISTORY



TickerTech.com Aug 1, 2021

CGAU – 2.5% YIELD

Centerra Gold Inc

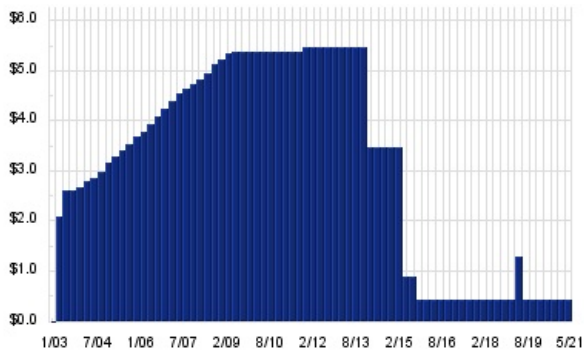


Centerra Gold is a Canadian-based gold mining company focuses on operating, developing, exploring and acquiring gold properties.

NRP — KEY STATS

Name: Natural Resource Partners LP
 Website: www.nrplp.com
 Sector: Metals & Mining

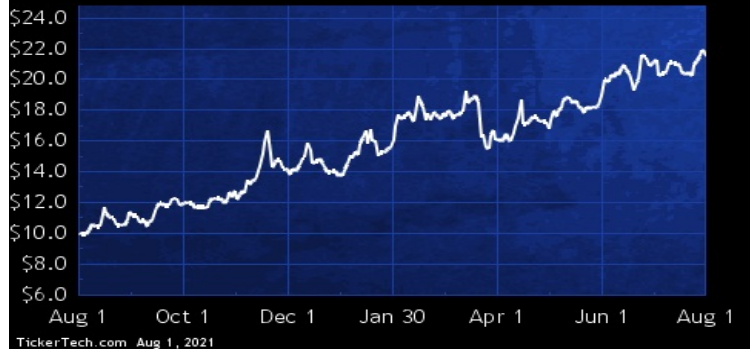
NRP DIVIDEND HISTORY



TickerTech.com Jul 31, 2021

NRP — 8.2% YIELD

Natural Resource Partners LP

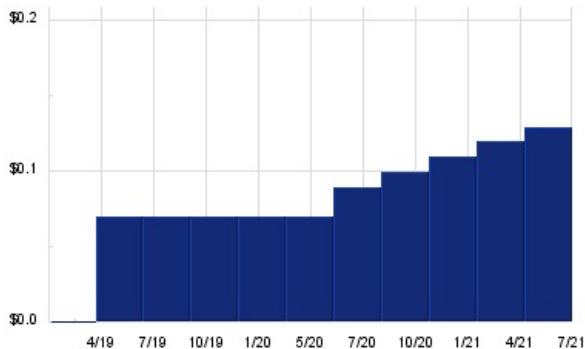


Natural Resource Partners owns, manages and leases a portfolio of mineral properties, including interests in coal and other natural resources and owns a non-controlling 49% interest in Ciner Wyoming LLC, a trona ore mining and soda ash production business. Co.'s business is organized into the following segments: Coal Royalty and Other, which consists primarily of coal royalty properties and coal-related transportation and processing assets; and Soda Ash, in which Ciner Resources LP, Co.'s operating partner, mines the trona, processes it into soda ash, and distributes the soda ash both domestically and internationally into the glass and chemicals industries.

CMCL — KEY STATS

Name: Caledonia Mining Corporation PLC
 Website: www.caledoniamining.com
 Sector: Precious Metals
 Number of ETFs Holding CMCL: 3 ([see which ones](#))
 Total Market Value Held by ETFs: \$6,285,950
 Total Market Capitalization: \$147,000,000
 % of Market Cap. Held by ETFs: 4.28%

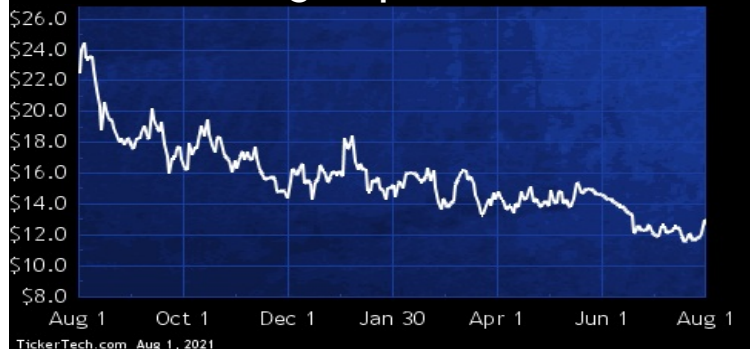
CMCL DIVIDEND HISTORY



TickerTech.com Jul 31, 2021

CMCL — 4.0% YIELD

Caledonia Mining Corporation PLC

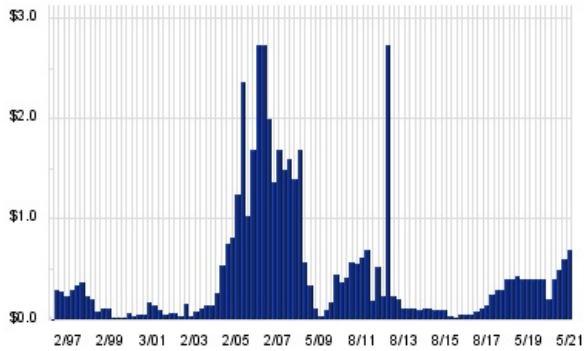


Caledonia Mining is primarily focusing on the operation of a gold mine and the exploration and development of mineral properties for precious metals. Co.'s activities are focused on Blanket Mine in Zimbabwe. Zimbabwe and South Africa describe the operations of Co.'s reportable segments. The Zimbabwe operating segment comprises Caledonia Holdings Zimbabwe Limited and subsidiaries. The South Africa geographical segment comprises sales made by Co.'s subsidiary, Caledonia Mining South Africa Proprietary Limited, to the Blanket Mine.

SCCO — KEY STATS

| | |
|----------------------------------|--|
| Name: | Southern Copper Corp |
| Website: | www.southerncoppercorp.com |
| Sector: | <u>Non-Precious Metals & Non-Metallic Mining</u> |
| Number of ETFs Holding SCCO: | 45 (see which ones) |
| Total Market Value Held by ETFs: | \$270,933,455.3 |
| Total Market Capitalization: | \$50,389,000,000 |
| % of Market Cap. Held by ETFs: | 0.54% |

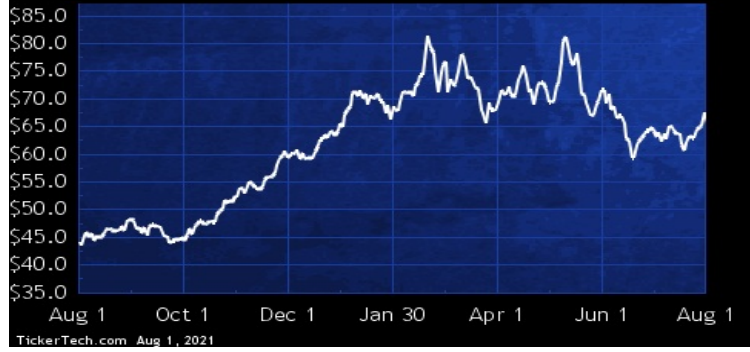
SCCO DIVIDEND HISTORY



TickerTech.com Jul 31, 2021

SCCO — 5.3% YIELD

Southern Copper Corp

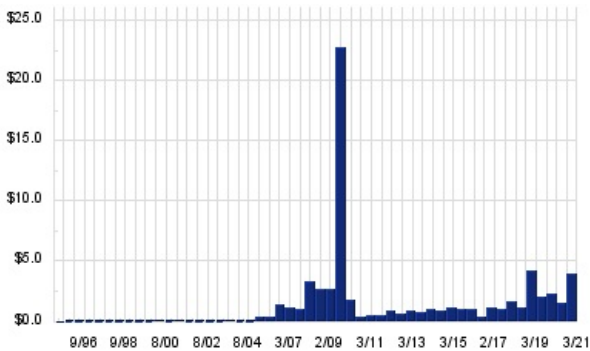


Southern Copper is a copper producer. Co.'s mining, smelting and refining facilities are located in Peru and Mexico and Co. conducts exploration activities in those countries and in Argentina, Chile and Ecuador. Co.'s Peruvian copper operations involve mining, milling and flotation of copper ore to produce copper concentrates and molybdenum concentrates; the smelting of copper concentrates to produce blister and anode copper; and the refining of anode copper to produce copper cathodes. Co.'s Mexican operations are conducted through its subsidiary, Minera Mexico, S.A. de C.V., which engages primarily in the mining and processing of copper, molybdenum, zinc, silver, gold and lead.

RIO — KEY STATS

| | |
|----------------------------------|--|
| Name: | Rio Tinto Plc |
| Website: | www.riotinto.com |
| Sector: | <u>Metals & Mining</u> |
| Number of ETFs Holding RIO: | 6 (see which ones) |
| Total Market Value Held by ETFs: | \$31,402,718 |
| Total Market Capitalization: | \$119,156,000,000 |
| % of Market Cap. Held by ETFs: | 0.03% |

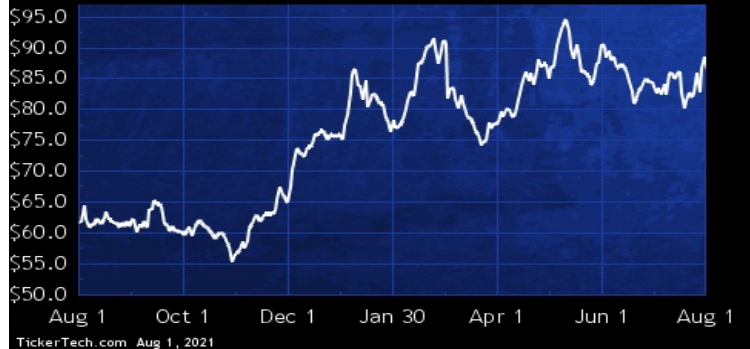
RIO DIVIDEND HISTORY



TickerTech.com Jul 31, 2021

RIO — 7.0% YIELD

Rio Tinto Plc

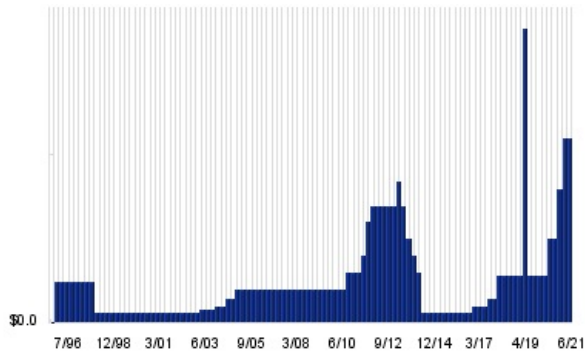


Rio Tinto is engaged in finding, mining and processing mineral resources. Co.'s major products are aluminium, copper, diamonds, gold, industrial minerals (borates, titanium dioxide and salt), iron ore and uranium. Co.'s four product groups include Iron Ore, Aluminium, Copper & Diamonds, and Energy & Minerals. Co. owns and operates the Oyu Tolgoi underground project in Mongolia, the Resolution Copper Project in Arizona, United States, the Gudai-Darri project and the Winu project in Western Australia, Australia, the Simandou project in Guinea, and the Jadar project in Serbia.

NEM — KEY STATS

| | |
|----------------------------------|--|
| Name: | Newmont Corp |
| Website: | www.newmont.com |
| Sector: | Precious Metals |
| Number of ETFs Holding NEM: | 121 (see which ones) |
| Total Market Value Held by ETFs: | \$8,783,474,510.74 |
| Total Market Capitalization: | \$49,450,000,000 |
| % of Market Cap. Held by ETFs: | 17.76% |

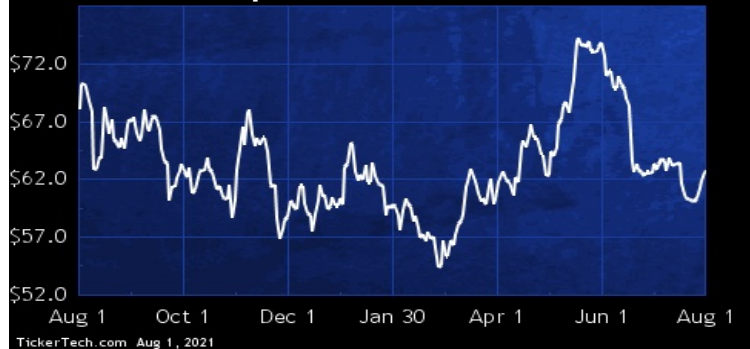
NEM DIVIDEND HISTORY



TickerTech.com Jul 31, 2021

NEM — 3.5% YIELD

Newmont Corp

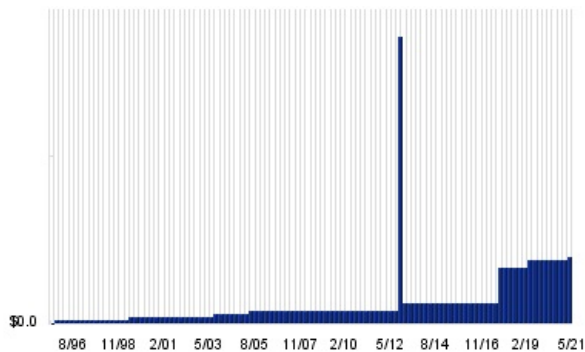


Newmont is primarily a gold producer with operations and/or assets in the United States, Canada, Mexico, Dominican Republic, Peru, Suriname, Argentina, Chile, Australia and Ghana. Co. is also engaged in the production of copper, silver, lead and zinc. Co.'s operations are organized in five geographic regions; North America, South America, Australia, Africa and Nevada.

NC — KEY STATS

| | |
|----------------------------------|--|
| Name: | NACCO Industries Inc |
| Stock buyback: | NC buyback |
| Website: | www.nacco.com |
| Sector: | Metals & Mining |
| Number of ETFs Holding NC: | 7 (see which ones) |
| Total Market Value Held by ETFs: | \$6,246,817 |
| Total Market Capitalization: | \$137,000,000 |
| % of Market Cap. Held by ETFs: | 4.56% |

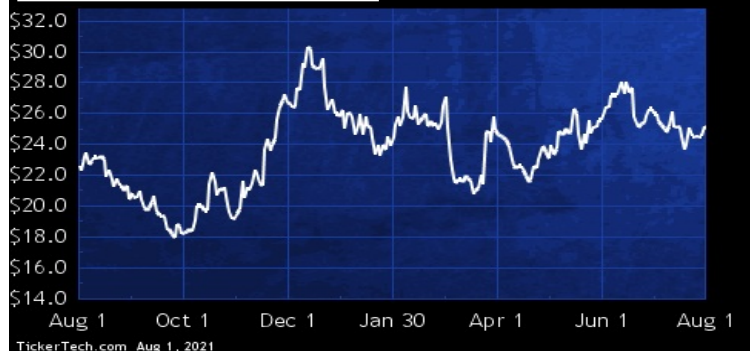
NC DIVIDEND HISTORY



TickerTech.com Aug 1, 2021

NC — 3.1% YIELD

NACCO Industries Inc

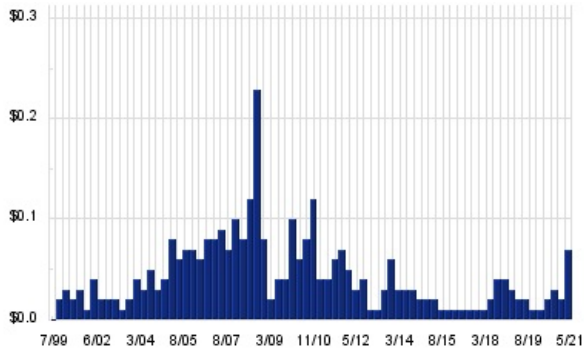


NACCO Industries is a holding company. Through its subsidiaries Co. operates in the mining and natural resources industries. The Coal Mining segment operates surface coal mines under long-term contracts with power generation companies and activated carbon producers pursuant to a service-based business model. The North American Mining segment provides contract mining and other services for producers of aggregates, lithium and other minerals. This segment provides contract mining services for independently owned mines and quarries. NAMining operates primarily at limestone quarries in Florida. The minerals management segment promotes the development of Co.'s oil, gas and coal reserves.

GGB — KEY STATS

| | |
|----------------------------------|--|
| Name: | Gerdau S.A. |
| Website: | www.gerdau.com.br |
| Sector: | <u>Non-Precious Metals & Non-Metallic Mining</u> |
| Number of ETFs Holding GGB: | 11 (<u>see which ones</u>) |
| Total Market Value Held by ETFs: | \$66,517,204.76 |
| Total Market Capitalization: | \$6,077,000,000 |
| % of Market Cap. Held by ETFs: | 1.09% |

GGB DIVIDEND HISTORY

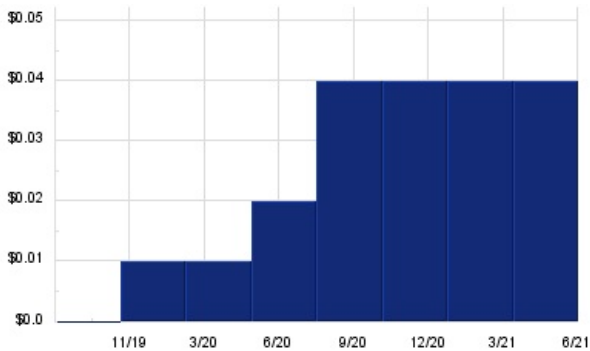


TickerTech.com Aug 1, 2021

BTG — KEY STATS

| | |
|----------------------------------|--|
| Name: | B2Gold Corp |
| Website: | www.b2gold.com |
| Sector: | <u>Precious Metals</u> |
| Number of ETFs Holding BTG: | 4 (<u>see which ones</u>) |
| Total Market Value Held by ETFs: | \$409,006,932 |
| Total Market Capitalization: | \$4,214,000,000 |
| % of Market Cap. Held by ETFs: | 9.71% |

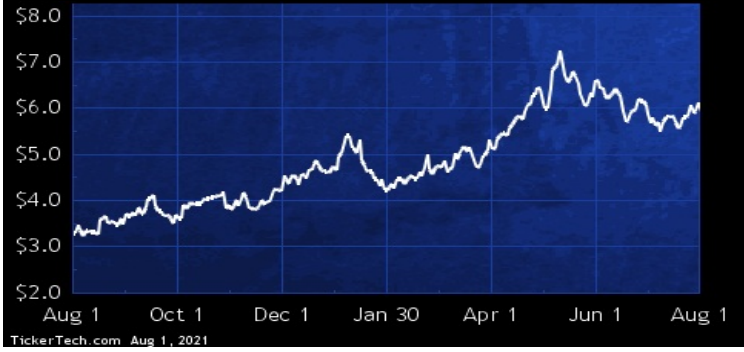
BTG DIVIDEND HISTORY



TickerTech.com Jul 31, 2021

GGB — 1.5% YIELD

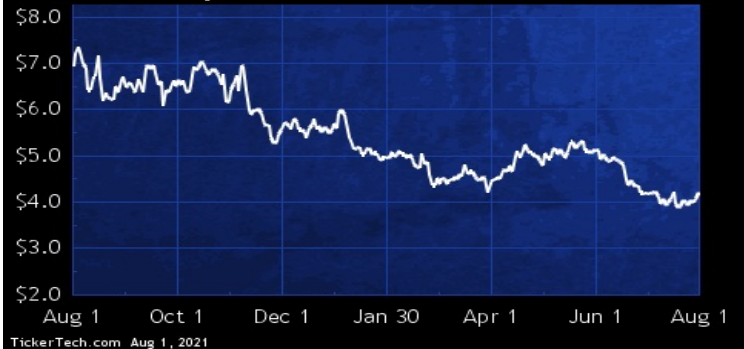
Gerdau S.A.



Gerdau is mainly focused on the production and commercialization of steel products in general. Co. operates steel mills that produce steel by direct iron ore reduction in blast furnaces and in electric arc furnaces. Its product mix includes crude steel (slabs, blooms and billets), which is sold to rolling plants; finished products for the construction industry, such as rebar, wire-rods, structural shapes, hot-rolled coils and heavy plates; finished industrial products, such as commercial rolled-steel bars, light profiles and wires; and agricultural products, such as stakes, smooth wire and barbed-wire. Co. also produces steel items.

BTG — 3.8% YIELD

B2Gold Corp



B2Gold is a Vancouver-based gold producer with three operating mines. Co. operates the Fekola Mine in Mali, the Masbate Mine in the Philippines and the Otjikoto Mine in Namibia. Co. also has a portfolio of other evaluation and exploration assets in Colombia, Mali, Burkina Faso, Namibia, Uzbekistan and Finland. Co.'s reportable operating segments include its mining operations, namely the Fekola, Masbate and Otjikoto mines. The "Other Mineral Properties" segment consists of Co.'s interests in mineral properties which are at various stages of exploration and development. The "Corporate and Other" segment includes corporate operations.



Nothing in Dividend Channel is intended to be investment advice, nor does it represent the opinion of, counsel from, or recommendations by BNK Invest Inc. or any of its affiliates, subsidiaries or partners. None of the information contained herein constitutes a recommendation that any particular security, portfolio, transaction, or investment strategy is suitable for any specific person. All viewers agree that under no circumstances will BNK Invest, Inc., its subsidiaries, partners, officers, employees, affiliates, or agents be held liable for any loss or damage caused by your reliance on information obtained. By visiting, using or viewing this site, you agree to the following [Full Disclaimer & Terms of Service](#). Video widget and dividend videos powered by Market News Video. Quote data delayed at least 20 minutes; data powered by Ticker Technologies, and Mergent. [Contact Dividend Channel](#); [Meet Our Editorial Staff](#).