

10 Dividend Paying Metals Stocks

<http://www.metalschannel.com/>

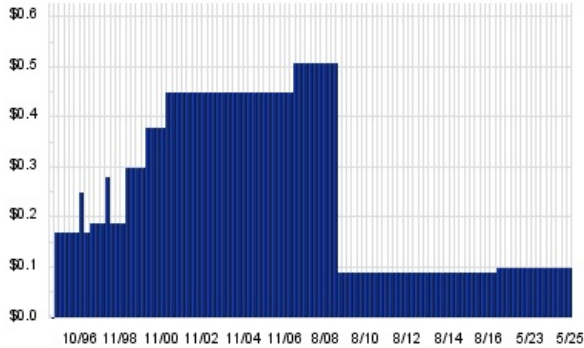
Metals Channel paired our coverage universe of metals stocks, with Dividend Channel's proprietary DividendRank formula, to bring you this list of 10 top ranked dividend paying metals stocks. The DividendRank formula considers a variety of data – dividend history & yield, book value, quarterly earnings – and compares it to the stock's trading data to come up with certain calculations about profitability and about the stock's valuation (whether we think it looks "cheap" or "expensive"). The result is this list of the top most "interesting" ideas that merit further research.



AA — KEY STATS

Name:	Alcoa Corporation
Website:	www.alcoa.com
Sector:	Non-Precious Metals & Non-Metallic Mining
Number of ETFs Holding AA:	138 (see which ones)

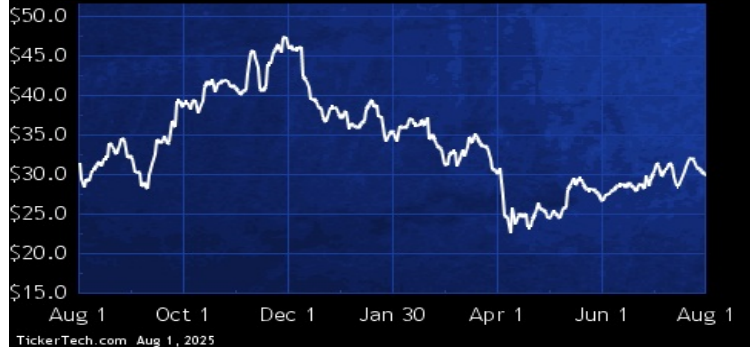
AA DIVIDEND HISTORY



TickerTech.com Aug 1, 2025

AA — 1.3% YIELD

Alcoa Corporation



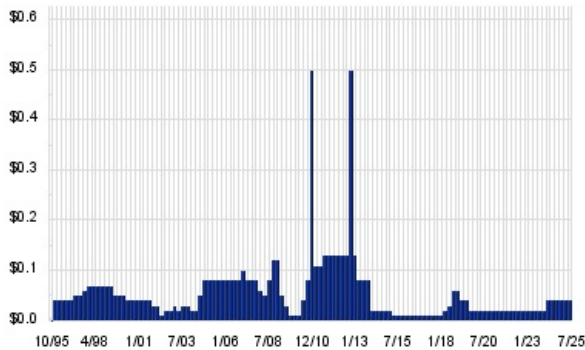
Alcoa Corporation is a vertically integrated aluminum company, which is engaged in bauxite mining, alumina refining, aluminum production (smelting and casting) and energy generation. Its Alumina segment consists of its worldwide refining system, which processes bauxite into alumina. The alumina produced by this segment is sold to internal and external aluminum smelter customers; a portion of the alumina is sold to external customers who process it into industrial chemical products. Its Aluminum segment consists of worldwide smelting and cast house system, which processes alumina into primary aluminum, and portfolio of energy assets in Brazil, Canada and the U.S..

Preferreds: [ARNC.PR](#), [ARNC.PRB](#)

FRD — KEY STATS

Name:	Friedman Industries, Inc.
Stock buyback:	FRD buyback
Website:	www.friedmanindustries.com
Sector:	Non-Precious Metals & Non-Metallic Mining
Number of ETFs Holding FRD:	30 (see which ones)

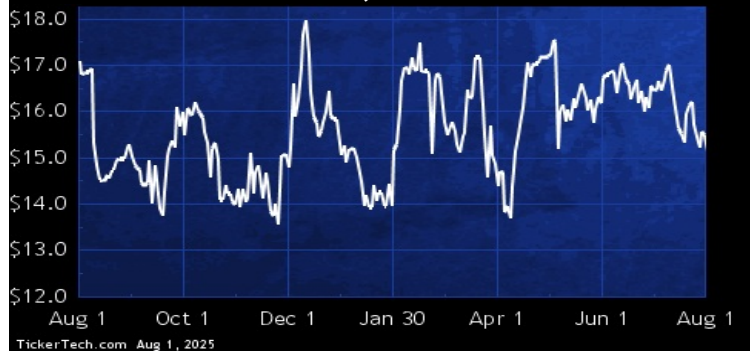
FRD DIVIDEND HISTORY



TickerTech.com Aug 1, 2025

FRD — 1.1% YIELD

Friedman Industries, Inc.

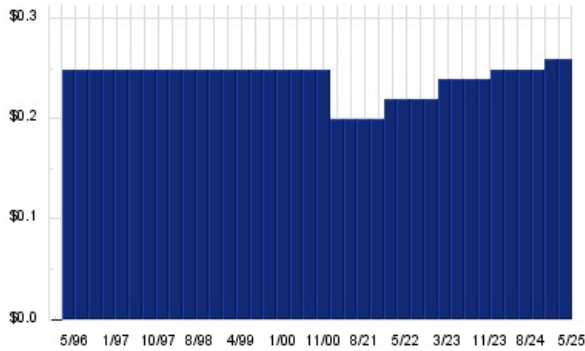


Friedman Industries, Incorporated is a manufacturer and processor of steel products. Its segments include flat-roll products and tubular products. The flat-roll product segment consists of the operation of five hot-rolled coil processing facilities located in Hickman, Arkansas; Decatur, Alabama; East Chicago, Indiana; Granite City, Illinois, and Sinton, Texas. The Hickman, Granite City and East Chicago facilities operate temper mills and cut-to-length lines. The Decatur and Sinton facilities operate stretcher leveler cut-to-length lines. The tubular product segment consists of the Co.'s Texas Tubular Products division (TTP) located in Lone Star, Texas.

CCK — KEY STATS

Name:	Crown Holdings Inc
Stock buyback:	CCK buyback
Website:	www.crowncork.com
Sector:	Metals Fabrication & Products
Number of ETFs Holding CCK:	165 (see which ones)

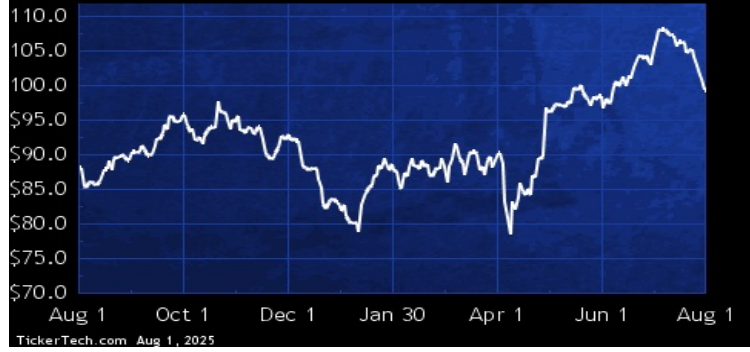
CCK DIVIDEND HISTORY



TickerTech.com Aug 1, 2025

CCK — 1.1% YIELD

Crown Holdings Inc

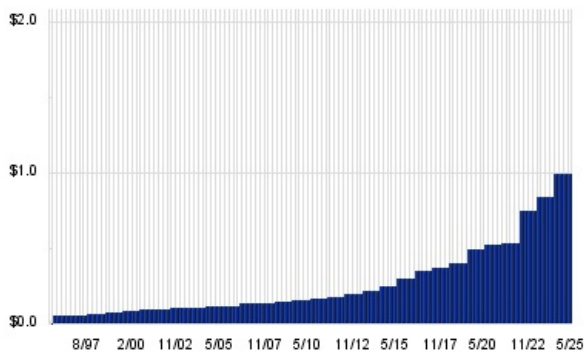


Crown Holdings, Inc. designs, manufactures and sells packaging products for consumer goods and industrial products. Co.'s segments include Americas Beverage, European Beverage, Asia Pacific, Transit Packaging and Other. The Americas Beverage segment manufactures infinitely recyclable aluminum beverage cans and ends, glass bottles, steel crowns and aluminum caps. The European Beverage segment manufactures infinitely recyclable aluminum beverage cans and ends in Europe, the Middle East and North Africa. The Asia Pacific segment consists of beverage can and non-beverage can operations, primarily food cans and specialty packaging.

CSL — KEY STATS

Name:	Carlisle Companies Inc.
Stock buyback:	CSL buyback
Website:	www.carlisle.com
Sector:	Metals Fabrication & Products
Number of ETFs Holding CSL:	224 (see which ones)

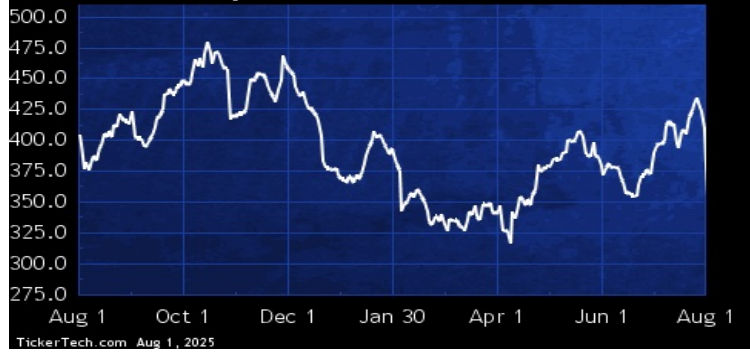
CSL DIVIDEND HISTORY



TickerTech.com Aug 1, 2025

CSL — 1.1% YIELD

Carlisle Companies Inc.

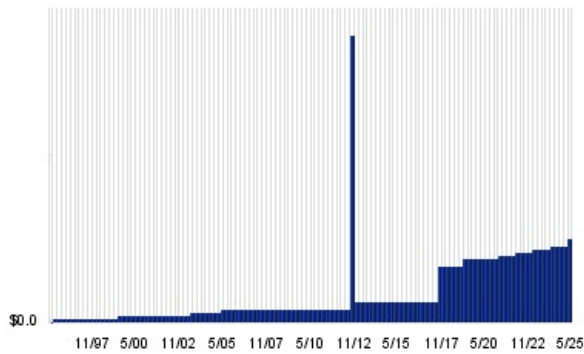


Carlisle Companies Incorporated is a manufacturer and supplier of building envelope products and solutions that enable energy efficiency in buildings. Co. operates through two segments: Carlisle Construction Materials (CCM) and Carlisle Weatherproofing Technologies (CWT). The CCM segment produces a complete line of single-ply roofing products and warranted roof systems and accessories for the commercial building industry, including ethylene propylene diene monomer (EPDM), thermoplastic polyolefin (TPO) and polyvinyl chloride (PVC) membrane, polyiso insulation, and engineered metal roofing and wall panel systems for commercial and residential buildings.

NC — KEY STATS

Name:	NACCO Industries Inc
Stock buyback:	NC buyback
Website:	www.nacco.com
Sector:	Metals & Mining
Number of ETFs Holding NC:	40 (see which ones)

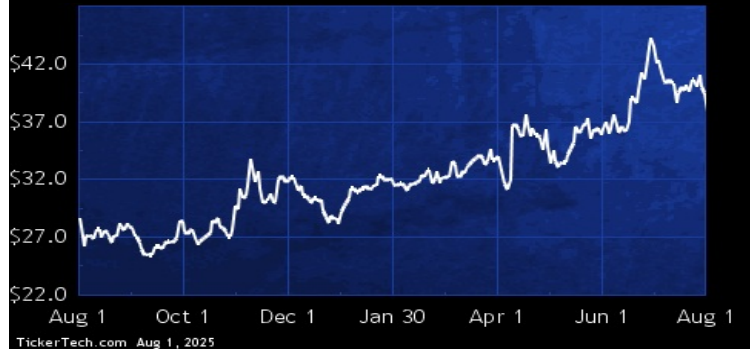
NC DIVIDEND HISTORY



TickerTech.com Aug 1, 2025

NC — 2.7% YIELD

NACCO Industries Inc

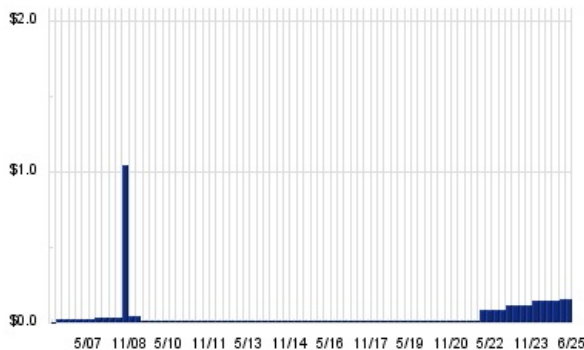


NACCO Industries, Inc. is a holding company. It brings natural resources to life by delivering aggregates, minerals, reliable fuels and environmental solutions through its robust portfolio of NACCO Natural Resources businesses. Co.'s segments include Coal Mining, North American Mining (NAMining) and Minerals Management. The Coal Mining segment operates surface coal mines for power generation companies. The NAMining segment is a mining partner for producers of aggregates, activated carbon, lithium and other industrial minerals. The Minerals Management segment, which includes the Catapult Mineral Partners (Catapult) business, acquires and promotes the development of mineral interests.

ZEUS — KEY STATS

Name:	Olympic Steel Inc.
Stock buyback:	ZEUS buyback
Website:	www.olysteel.com
Sector:	Non-Precious Metals & Non-Metallic Mining
Number of ETFs Holding ZEUS:	57 (see which ones)

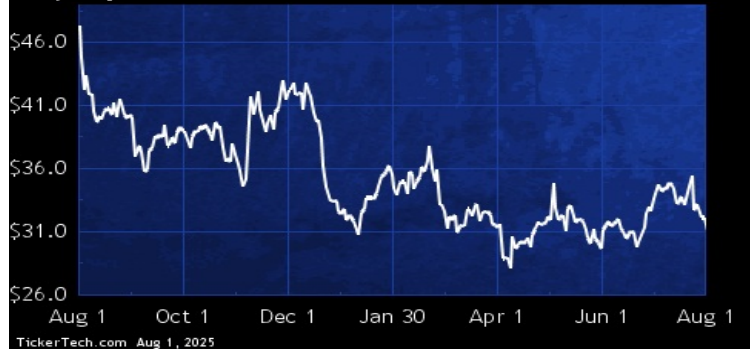
ZEUS DIVIDEND HISTORY



TickerTech.com Aug 1, 2025

ZEUS — 2.1% YIELD

Olympic Steel Inc.

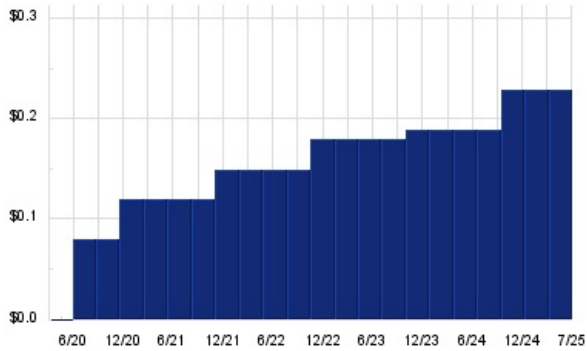


Olympic Steel, Inc. is a metals service center company. Co. provides metals processing and distribution services to a range of customers. It operates through three segments: specialty metals flat products, carbon flat products, and tubular and pipe products. Specialty metals flat products segment is engaged in the direct sale and distribution of processed aluminum and stainless flat-rolled sheet and coil products, flat bar products, prime tin mill products and fabricated parts. Carbon flat products segment is engaged in the direct sale and distribution of large volumes of processed carbon and coated flat-rolled sheet, coil and plate products and fabricated parts.

CARR — KEY STATS

Name:	Carrier Global Corp
Stock buyback:	CARR buyback
Website:	www.carrier.com
Sector:	Metals Fabrication & Products
Number of ETFs Holding CARR:	247 (see which ones)

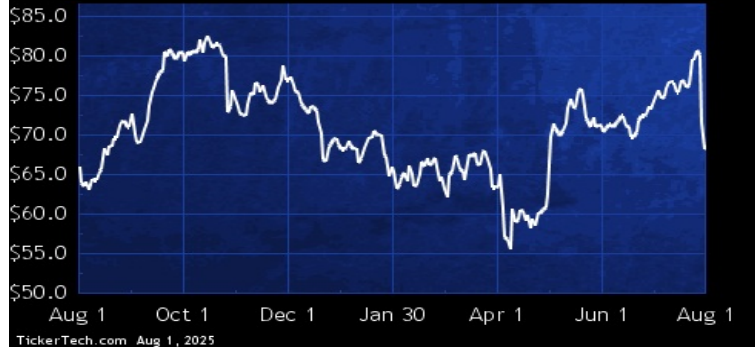
CARR DIVIDEND HISTORY



TickerTech.com Aug 1, 2025

CARR — 1.3% YIELD

Carrier Global Corp

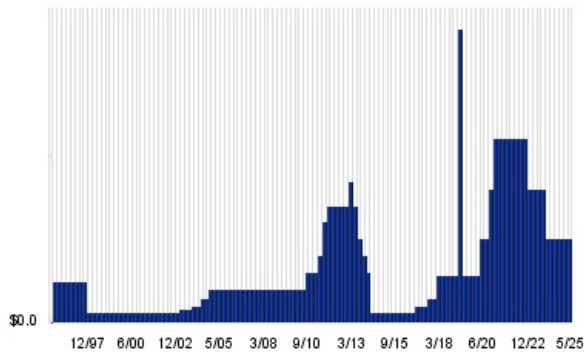


Carrier Global Corporation is engaged in offering intelligent climate and energy solutions with a focus on providing differentiated, digitally enabled lifecycle solutions. Co. operates through three segments: HVAC, Refrigeration, and Fire & Security. Its HVAC segment provides products, controls, services and solutions to meet the heating, cooling and ventilation needs of residential and commercial customers. Its Refrigeration segment includes transport refrigeration and monitoring products, services and digital solutions for trucks, trailers, shipping containers, and intermodal and rail.

NEM — KEY STATS

Name:	Newmont Corp
Website:	www.newmont.com
Sector:	Precious Metals
Number of ETFs Holding NEM:	296 (see which ones)

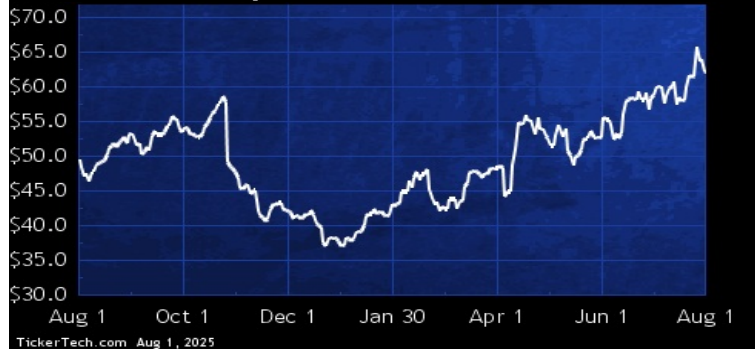
NEM DIVIDEND HISTORY



TickerTech.com Aug 1, 2025

NEM — 1.6% YIELD

Newmont Corp

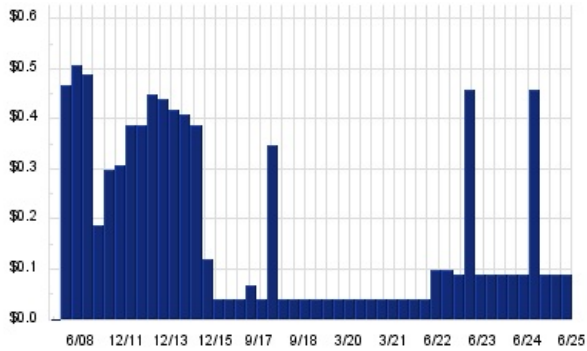


Newmont Corporation is a gold company and a producer of copper, zinc, lead, and silver. Co.'s portfolio of assets and prospects is anchored in mining jurisdictions in Africa, Australia, Latin America & Caribbean, North America, and Papua New Guinea. Its African operations include Ahafo and Akyem. Its Australian operations include Boddington, Cadia, Tanami and Telfer. Its Latin America and Caribbean (LATAC) operations include Cerro Negro, Merian, Penasquito, Pueblo Viejo JV and Yanacocha. Its North American projects include Brucejack, Cripple Creek & Victor, Eleonore, Musselwhite, Nevada Gold Mines JV, Porcupine and Red Chris. Its Papua New Guinea projects include Lihir.

TECK — KEY STATS

Name:	Teck Resources Ltd
Stock buyback:	TECK buyback
Website:	www.teck.com
Sector:	Metals & Mining
Number of ETFs Holding TECK:	18 (see which ones)

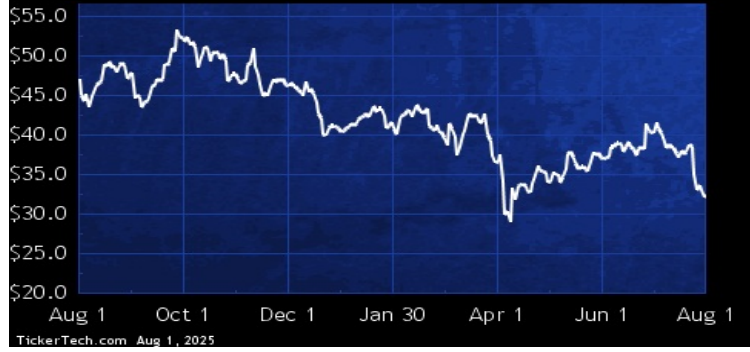
TECK DIVIDEND HISTORY



TickerTech.com Aug 1, 2025

TECK — 1.5% YIELD

Teck Resources Ltd

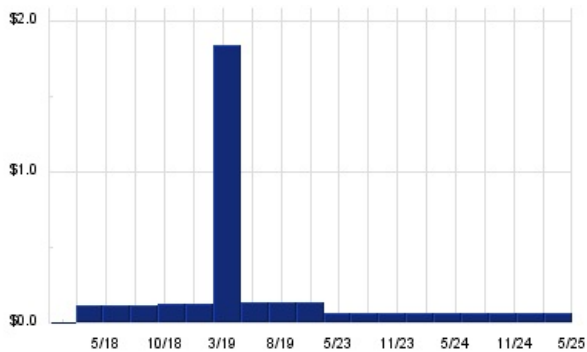


Teck Resources Limited is a Canadian resource company. Co. operates a portfolio of copper and zinc operations across North and South America. Co.'s operations and projects include Antamina, Cardinal River, Galore Creek Project, Carmen de Andacollo, Highland Valley Copper, Trail Operations, Quebrada Blanca, Carmen de Andacollo, HVC Mine Life Extension Project, Galore Creek Project, NorthMet Project, Mesaba Project, NuevaUnion Project, Red Dog, Sullivan Mine and Trail Operations. The Antamina mine is a copper and zinc mine, located in the Andes Mountain range, 270 kilometers north of Lima, Peru. The deposit is located at an average elevation of 4,200 meters.

BTU — KEY STATS

Name:	Peabody Energy Corp (New)
Website:	www.peabodyenergy.com
Sector:	Metals & Mining
Number of ETFs Holding BTU:	111 (see which ones)

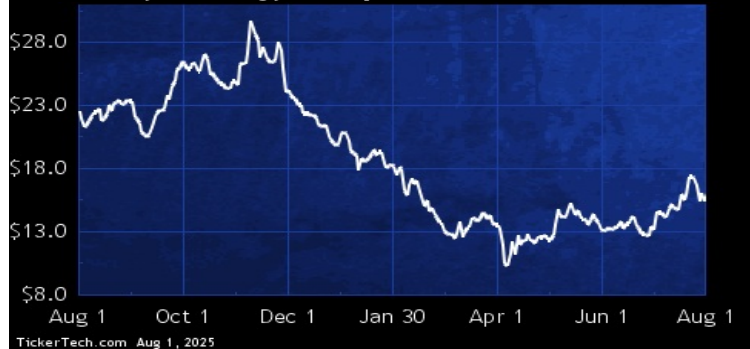
BTU DIVIDEND HISTORY



TickerTech.com Aug 1, 2025

BTU — 1.8% YIELD

Peabody Energy Corp



Peabody Energy Corporation is a coal producer, providing essential products for the production of reliable energy and steel. Co. owns interests in coal mining operations located in the U.S. and Australia, including interests in Middlemount Coal Pty Ltd. It markets and brokers coal from other coal producers, trades coal and freight-related contracts. Co.'s segments include Seaborne Thermal Mining, Seaborne Metallurgical Mining, Powder River Basin Mining, Other U.S. Thermal Mining and Corporate and Other. The Seaborne Thermal Mining segment's operations consist of mines in New South Wales, Australia.

 **METALS Channel**

 **Dividend Channel**

Nothing in Dividend Channel is intended to be investment advice, nor does it represent the opinion of, counsel from, or recommendations by BNK Invest Inc. or any of its affiliates, subsidiaries or partners. None of the information contained herein constitutes a recommendation that any particular security, portfolio, transaction, or investment strategy is suitable for any specific person. All viewers agree that under no circumstances will BNK Invest, Inc., its subsidiaries, partners, officers, employees, affiliates, or agents be held liable for any loss or damage caused by your reliance on information obtained. By visiting, using or viewing this site, you agree to the following [Full Disclaimer & Terms of Service](#). Video widget and dividend videos powered by Market News Video. Quote data delayed at least 20 minutes; data powered by Ticker Technologies, and Mergent. [Contact Dividend Channel](#); [Meet Our Editorial Staff](#).