

10 Dividend Paying Metals Stocks

<http://www.metalschannel.com/>

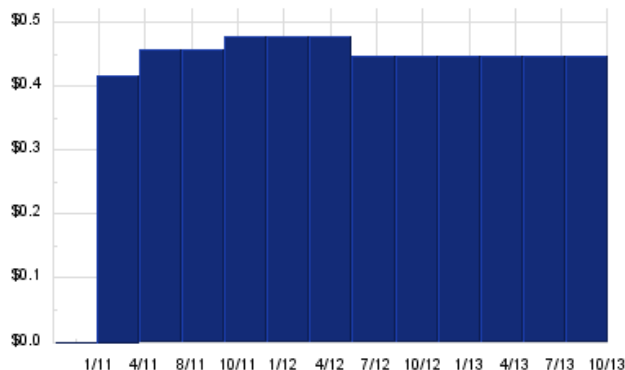
Metals Channel paired our coverage universe of metals stocks, with Dividend Channel's proprietary DividendRank formula, to bring you this list of 10 top ranked dividend paying metals stocks. The DividendRank formula considers a variety of data – dividend history & yield, book value, quarterly earnings – and compares it to the stock's trading data to come up with certain calculations about profitability and about the stock's valuation (whether we think it looks "cheap" or "expensive"). The result is this list of the top most "interesting" ideas that merit further research.



RNO — Key Stats

Name:	Rhino Resource Partners LP
Website:	www.rhinolp.com
Sector:	<u>Metals & Mining</u>
Number of ETFs Holding RNO:	3 (see which ones)
Total Market Value Held by ETFs:	\$1,248,554
Total Market Capitalization:	\$181,000,000
% of Market Cap. Held by ETFs:	0.69%

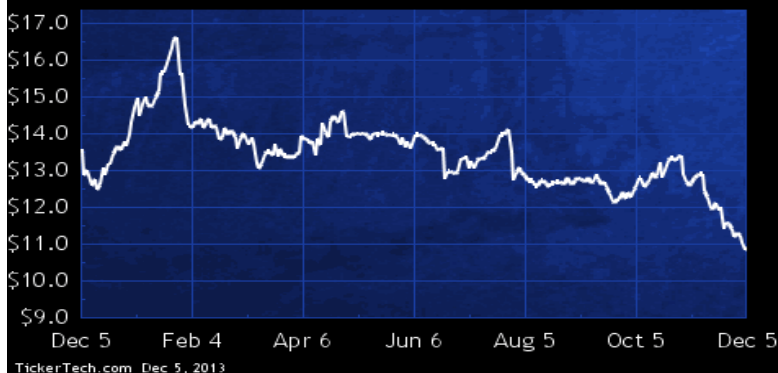
RNO Dividend History



TickerTech.com Dec 5, 2013

RNO — 16.3% Yield

Rhino Resource Partners LP

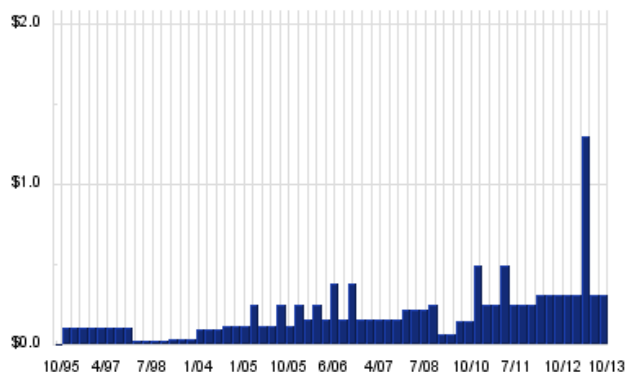


Rhino Resource Partners is engaged in producing, processing and selling coal of various steam and metallurgical grades. Co. also manages and leases coal properties and collects royalties from such management and leasing activities. Co.'s coal reserves are located in Central Appalachia, Northern Appalachia, the Illinois Basin and the Western Bituminous region. Co. conducts its businesses through four reportable business segments, which are Central Appalachia, Northern Appalachia, Eastern Met and Rhino Western. Co. also provides its ancillary businesses such as limestone operations. As of Dec. 31 2012, Co. controlled an estimated 463.7 million tons of proven and probable coal reserves.

FCX — Key Stats

Name:	Freeport-McMoRan Copper & Gold Inc.
Website:	www.fcx.com
Sector:	<u>Non-Precious Metals & Non-Metallic Mining</u>
Number of ETFs Holding FCX:	86 (see which ones)
Total Market Value Held by ETFs:	\$1,372,904,756
Total Market Capitalization:	\$35,526,000,000
% of Market Cap. Held by ETFs:	3.86%

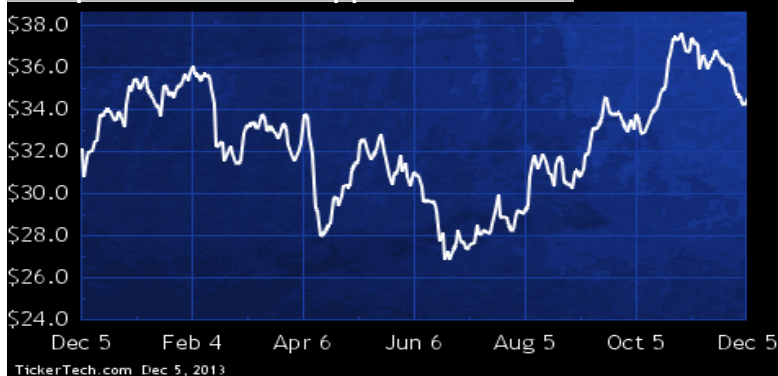
FCX Dividend History



TickerTech.com Dec 5, 2013

FCX — 3.6% Yield

Freeport-McMoRan Copper & Gold Inc.

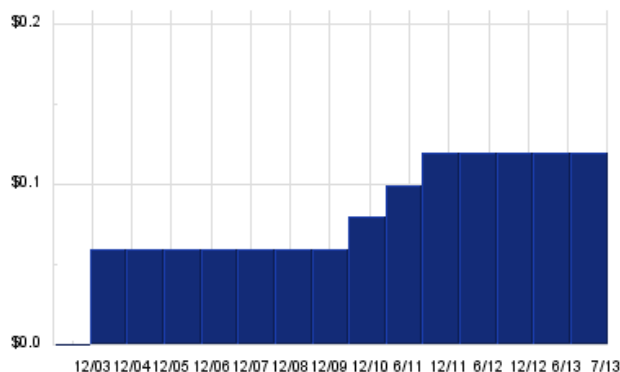


Freeport-McMoRan Copper & Gold is a mining company. Co.'s portfolio of assets includes the Grasberg minerals district in Indonesia, mining operations in North and South America, and the Tenke Fungurume minerals district in the Democratic Republic of Congo. Co.'s products include copper concentrate, cathode and continuous cast copper rod; gold products; molybdenum and molybdenum-based chemicals; as well as cobalt hydroxide, silver and other metals such as rhenium and magnetite. At Dec 31 2012, Co. had consolidated recoverable proven and probable reserves of 116.50 billion pounds of copper, 32.5 million ounces of gold, 3.42 billion pounds of molybdenum, and 321.4 million ounces of silver.

IAG – Key Stats

Name:	IAMGold Corp
Website:	www.iamgold.com
Sector:	Precious Metals
Number of ETFs Holding IAG:	13 (see which ones)
Total Market Value Held by ETFs:	\$210,225,020
Total Market Capitalization:	\$1,510,000,000
% of Market Cap. Held by ETFs:	13.92%

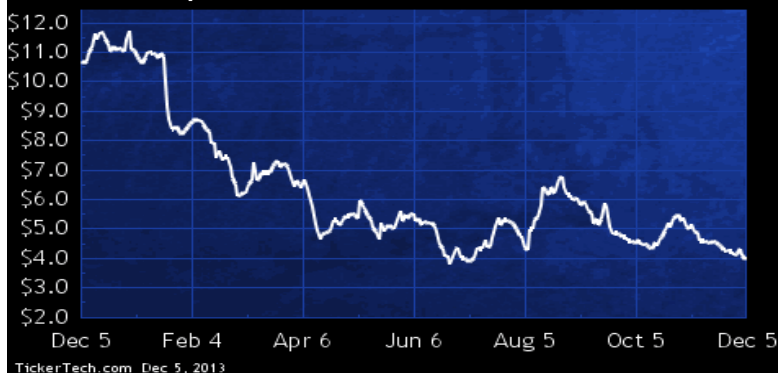
IAG Dividend History



TickerTech.com Dec 5, 2013

IAG – 6.2% Yield

IAMGold Corp



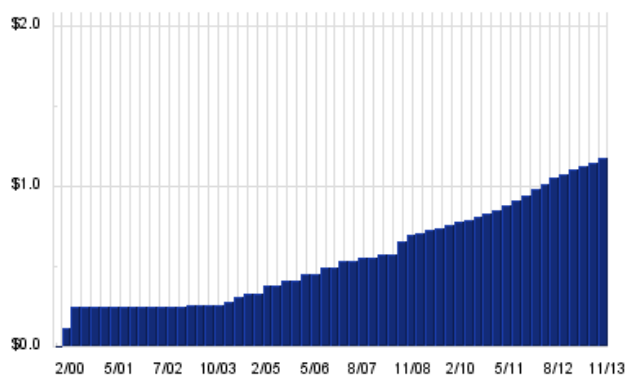
TickerTech.com Dec 5, 2013

IAMGold is engaged in the exploration for, development and operation of gold mining properties, and the operation of a niobium mine.

ARLP – Key Stats

Name:	Alliance Resource Partners LP
Website:	www.arlp.com
Sector:	Metals & Mining
Number of ETFs Holding ARLP:	7 (see which ones)
Total Market Value Held by ETFs:	\$15,838,049
Total Market Capitalization:	\$2,754,000,000
% of Market Cap. Held by ETFs:	0.58%

ARLP Dividend History



TickerTech.com Dec 5, 2013

ARLP – 6.2% Yield

Alliance Resource Partners LP



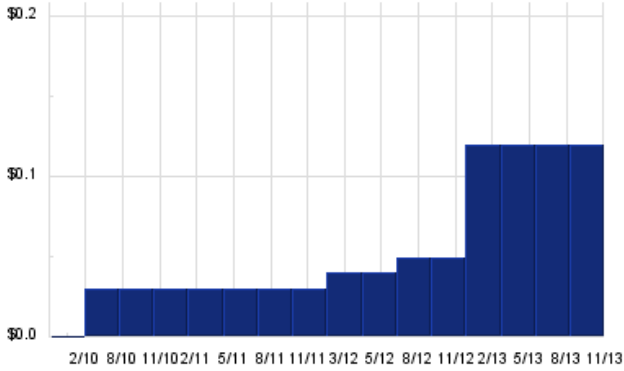
TickerTech.com Dec 5, 2013

Alliance Resource Partners is a producer and marketer of a range of steam coals with varying sulfur and heat contents primarily to U.S. utilities and industrial users. In addition, Co. develops and markets additional services, which include ash and scrubber sludge removal, coal yard maintenance and arranging alternate transportation services. As of Dec 31 2012, Co. operated 11 underground mining complexes in Illinois, Indiana, Kentucky, Maryland, and West Virginia. Also, at Dec 31 2012, Co. had approximately 919.5 million tons of coal reserves in Illinois, Indiana, Kentucky, Maryland, Pennsylvania and West Virginia.

PAAS — Key Stats

Name:	Pan American Silver Corp.
Website:	www.panamericansilver.com
Sector:	Precious Metals
Number of ETFs Holding PAAS:	9 (see which ones)
Total Market Value Held by ETFs:	\$186,969,013
Total Market Capitalization:	\$1,526,000,000
% of Market Cap. Held by ETFs:	12.25%

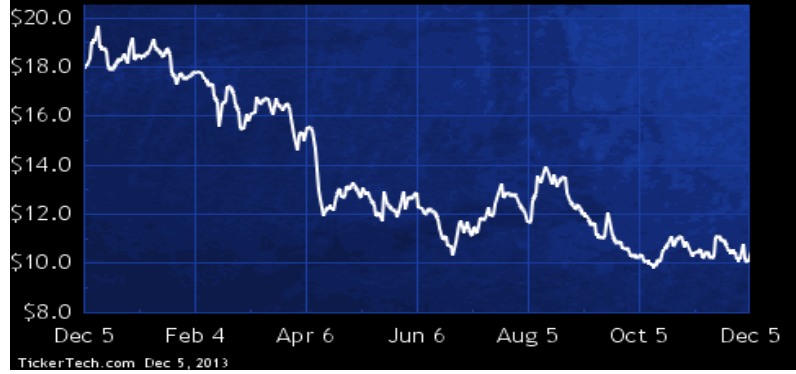
PAAS Dividend History



TickerTech.com Dec 5, 2013

PAAS — 4.8% Yield

Pan American Silver Corp.

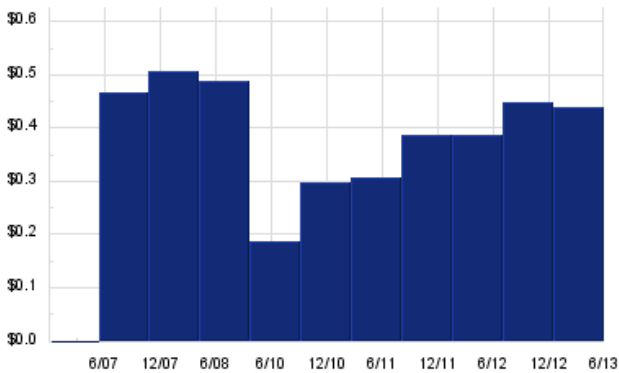


Pan American Silver is engaged in the production and sale of silver, gold and other base metals including copper, lead and zinc as well as other related activities, including exploration, extraction, processing, refining and reclamation. Co.'s primary product (silver) is produced in Peru, Mexico, Argentina and Bolivia. Additionally, Co. has project development activities in Peru, Mexico and Argentina, and exploration activities throughout South America and Mexico.

TCK — Key Stats

Name:	Teck Resources Ltd
Website:	www.teck.com
Sector:	Metals & Mining
Number of ETFs Holding TCK:	5 (see which ones)
Total Market Value Held by ETFs:	\$29,933,373
Total Market Capitalization:	\$13,579,000,000
% of Market Cap. Held by ETFs:	0.22%

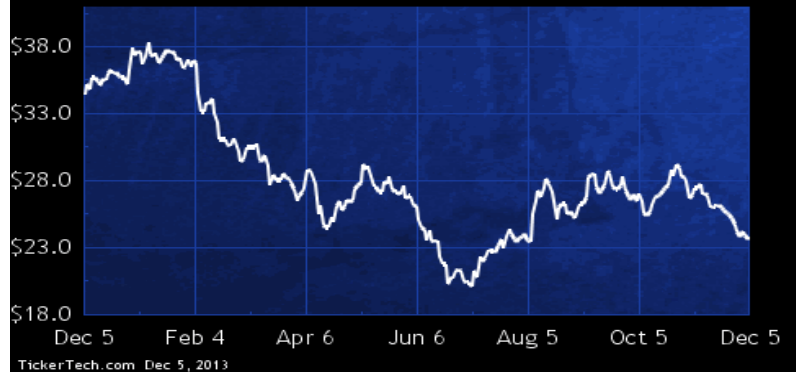
TCK Dividend History



TickerTech.com Dec 5, 2013

TCK — 3.8% Yield

Teck Resources Ltd

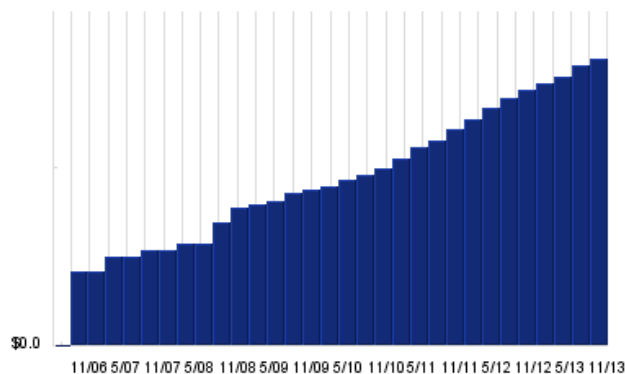


Teck Resources is engaged in mining and related activities including exploration, development, processing, smelting and refining. Co.'s major products are steelmaking coal, copper and zinc. Co. also produces precious metals, lead, molybdenum, electrical power, fertilizers and other metals. Co. also owns an interest in certain oil sands leases and have partnership interests in an oil sands development project and wind power project.

AHGP — Key Stats

Name:	Alliance Holdings Group LP
Website:	www.ahgp.com
Sector:	Metals & Mining
Number of ETFs Holding AHGP:	6 (see which ones)
Total Market Value Held by ETFs:	\$10,115,279
Total Market Capitalization:	\$3,287,000,000
% of Market Cap. Held by ETFs:	0.31%

AHGP Dividend History



TickerTech.com Dec 5, 2013

AHGP — 5.8% Yield

Alliance Holdings Group LP

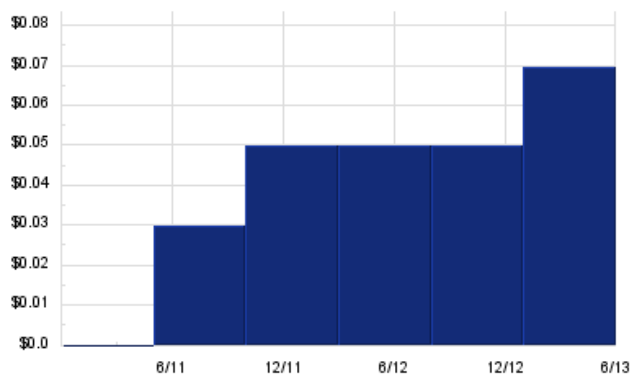


Alliance Holdings Group is a limited partnership. Co. owns 100.0% of the members' interest in Alliance Resource Management GP, LLC, the managing general partner of Alliance Resource Partners, L.P. (ARLP). Co., ARLP, and its subsidiaries (collectively, ARLP Partnership), produce and market coal primarily to U.S. utilities and industrial users. The ARLP Partnership's mining activities are conducted in three geographic regions: Illinois Basin, with mining operations located in western Kentucky, southern Illinois and southern Indiana; Central Appalachian, with mining operations located in eastern Kentucky; and Northern Appalachian, with mining operations located in Maryland and West Virginia.

NSU — Key Stats

Name:	Nevsun Resources Ltd.
Website:	www.nevsun.com
Sector:	Precious Metals
Number of ETFs Holding NSU:	2 (see which ones)
Total Market Value Held by ETFs:	\$808,357
Total Market Capitalization:	\$631,000,000
% of Market Cap. Held by ETFs:	0.13%

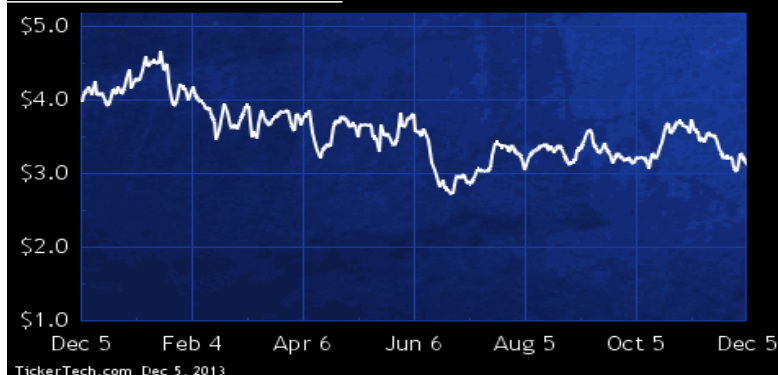
NSU Dividend History



TickerTech.com Dec 5, 2013

NSU — 4.5% Yield

Nevsun Resources Ltd.

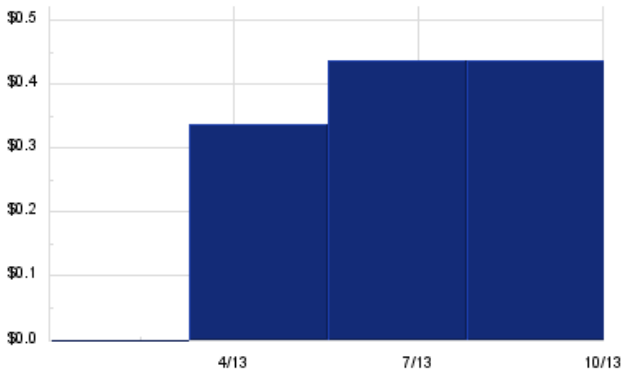


Nevsun Resources is engaged in the acquisition, exploration, development, extraction and production of gold and base metals mineral resources in Africa.

CLV – Key Stats

Name:	Cliffs Natural Resources, Inc.
Website:	www.cliffsnaturalresources.com
Sector:	Non-Precious Metals & Non-Metallic Mining
Number of ETFs Holding CLV:	1 (see which ones)
Total Market Value Held by ETFs:	\$37,180,852.56
Total Market Capitalization:	\$3,842,000,000
% of Market Cap. Held by ETFs:	0.97%

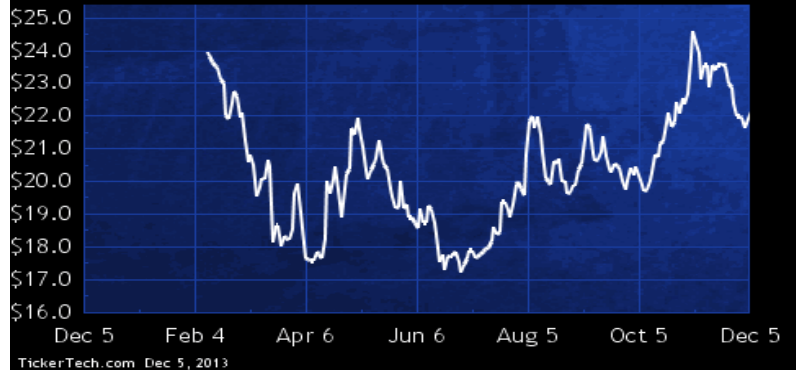
CLV Dividend History



TickerTech.com Dec 5, 2013

CLV – 7.9% Yield

Cliffs Natural Resources, Inc.

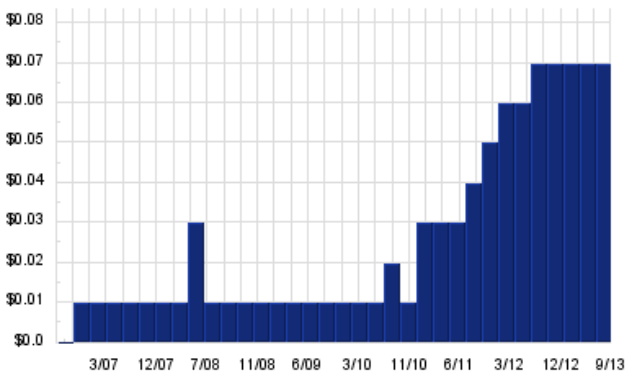


Cliffs Natural Resources is an international mining and natural resources company, a iron ore producer and a producer of metallurgical coal. In the U. S., Co. operates five iron ore mines in Michigan and Minnesota, six metallurgical coal mines located in West Virginia and Alabama and one thermal coal mine located in West Virginia. Co. also operates two iron ore mines in Eastern Canada. As of Dec 31 2012, Co.'s Asia Pacific operations consist of its Koolyanobbing iron ore mining complex in Western Australia. Co.'s operations are: U.S. Iron Ore, Eastern Canadian Iron Ore, Asia Pacific Iron Ore, North American Coal, Latin American Iron Ore, Ferroalloys and its Global Exploration Group.

AUY – Key Stats

Name:	Yamana Gold, Inc.
Website:	www.yamana.com
Sector:	Precious Metals
Number of ETFs Holding AUY:	8 (see which ones)
Total Market Value Held by ETFs:	\$637,270,839
Total Market Capitalization:	\$6,332,000,000
% of Market Cap. Held by ETFs:	10.06%

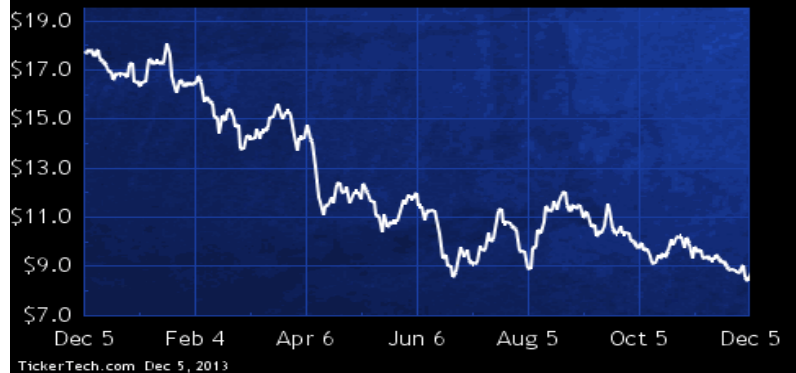
AUY Dividend History



TickerTech.com Dec 5, 2013

AUY – 3.0% Yield

Yamana Gold, Inc.



Yamana Gold is engaged in the exploration, development, extraction, processing and reclamation of gold and other precious metals mining throughout the Americas including Brazil, Argentina, Chile, Mexico and Colombia. As of Dec 31 2011, total proven reserves for gold, silver, cooper, zinc and molybdenum was 618,709,000 tonnes, 27,316,000 tonnes, 387,660,000 tonnes, 5,004,000 tonnes and 32,000,000 tonnes, respectively.

 **METALS Channel**

 **Dividend Channel**

Nothing in Dividend Channel is intended to be investment advice, nor does it represent the opinion of, counsel from, or recommendations by BNK Invest Inc. or any of its affiliates, subsidiaries or partners. None of the information contained herein constitutes a recommendation that any particular security, portfolio, transaction, or investment strategy is suitable for any specific person. All viewers agree that under no circumstances will BNK Invest, Inc., its subsidiaries, partners, officers, employees, affiliates, or agents be held liable for any loss or damage caused by your reliance on information obtained.

By visiting, using or viewing this site, you agree to the following [Full Disclaimer & Terms of Service](#). Video widget and dividend videos powered by Market News Video. Quote data delayed at least 20 minutes; [data powered by Ticker Technologies](#), and Mergent. [Contact Dividend Channel](#); [Meet Our Editorial Staff](#).