

10 Dividend Paying Metals Stocks

<http://www.metalschannel.com/>

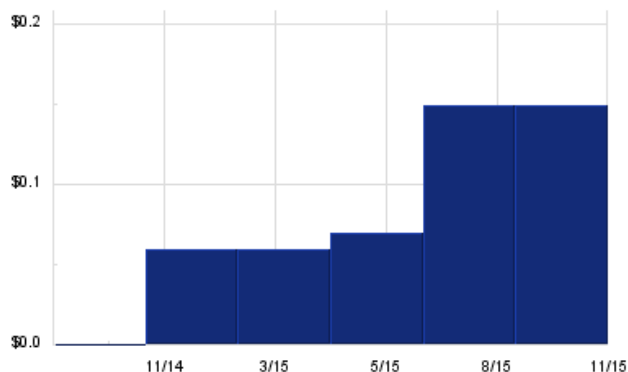
Metals Channel paired our coverage universe of metals stocks, with Dividend Channel's proprietary DividendRank formula, to bring you this list of 10 top ranked dividend paying metals stocks. The DividendRank formula considers a variety of data – dividend history & yield, book value, quarterly earnings – and compares it to the stock's trading data to come up with certain calculations about profitability and about the stock's valuation (whether we think it looks "cheap" or "expensive"). The result is this list of the top most "interesting" ideas that merit further research.



SXC — Key Stats

Name:	SunCoke Energy Inc
Stock buyback:	SXC buyback
Website:	www.suncoke.com
Sector:	Non-Precious Metals & Non-Metallic Mining
Number of ETFs Holding SXC:	34 (see which ones)
Total Market Value Held by ETFs:	\$18,202,542
Total Market Capitalization:	\$242,000,000
% of Market Cap. Held by ETFs:	7.52%

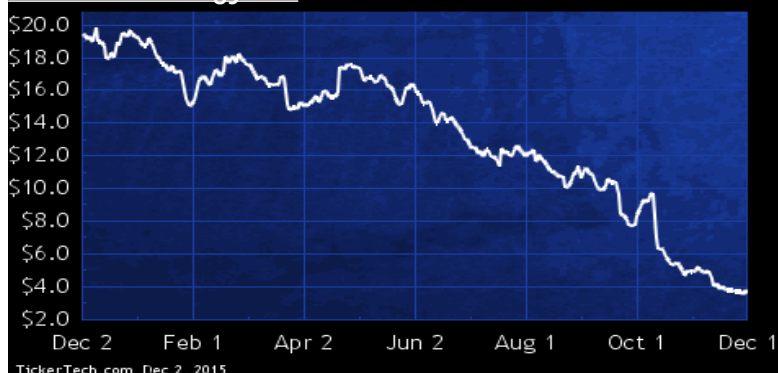
SXC Dividend History



TickerTech.com Dec 2, 2015

SXC — 16.5% Yield

SunCoke Energy Inc

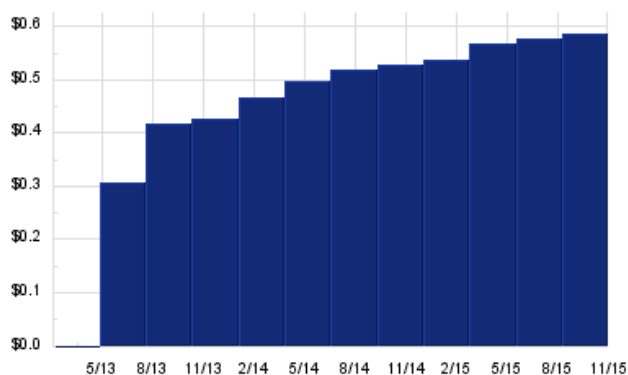


SunCoke Energy is an independent producer of coke. Coke is a principal raw material in the blast furnace steelmaking process. Co. has four segments: Domestic Coke, which consists of its Jewell, Indiana Harbor, Haverhill, Granite City and Middletown cokemaking and heat recovery operations; Brazil Coke, which consists of its operations in Vitoria, Brazil; India Coke, which consists of its cokemaking joint venture with Visa Steel Limited in Odisha, India; and Coal Logistics, which consists of coal handling and blending service operations. At Dec 31 2014, Co. had proven and probable coal reserves of approximately 111.0 million tons.

SXCP — Key Stats

Name:	SunCoke Energy Partners LP
Stock buyback:	SXCP buyback
Website:	www.sxcpartners.com
Sector:	Metals Fabrication & Products

SXCP Dividend History



TickerTech.com Dec 2, 2015

SXCP — 33.7% Yield

SunCoke Energy Partners LP

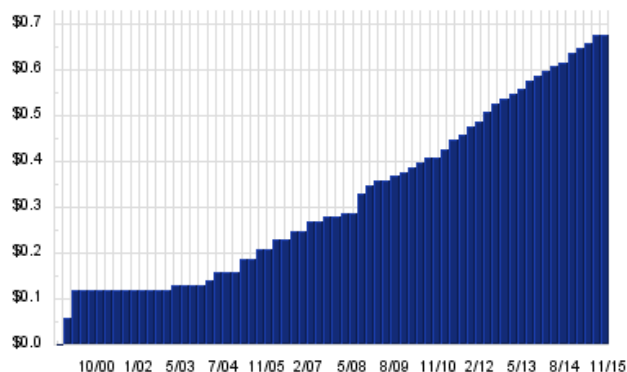


SunCoke Energy Partners manufactures coke used in the blast furnace production of steel. Co.'s cokemaking ovens utilizes heat recovery technology designed to combust the coal's volatile components liberated during the cokemaking process and use the resulting heat to create steam or electricity for sale. Co. has two segments: Domestic Coke, which consists of its Haverhill Coke Company LLC and Middletown Coke Company, LLC cokemaking and heat recovery operations located in Franklin Furnace, OH and Middletown, OH, respectively; and Coal Logistics, which consists of Co.'s coal handling and blending service operations in East Chicago, IN; Ceredo, WV; Belle, WV; and Catlettsburg, KY.

ARLP — Key Stats

Name:	Alliance Resource Partners LP
Website:	www.arlp.com
Sector:	Metals & Mining
Number of ETFs Holding ARLP:	6 (see which ones)
Total Market Value Held by ETFs:	\$12,839,312
Total Market Capitalization:	\$1,272,000,000
% of Market Cap. Held by ETFs:	1.01%

ARLP Dividend History



TickerTech.com Dec 2, 2015

ARLP — 15.8% Yield

Alliance Resource Partners LP

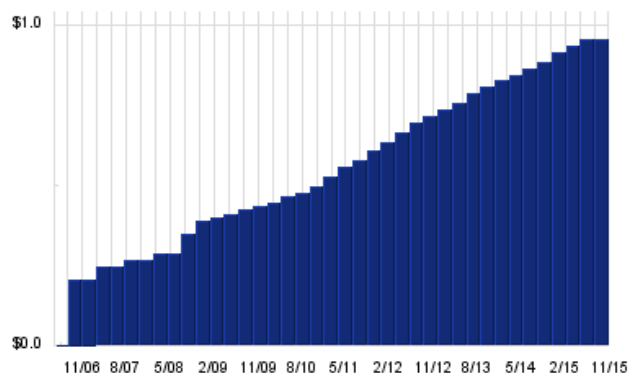


Alliance Resource Partners is a producer and marketer of coal primarily to main U.S. utilities and industrial users. In addition, Co. develops and markets additional services, which include ash and scrubber sludge removal, coal yard maintenance and arranging alternate transportation services. As of Dec 31 2014, Co. operated 10 underground mining complexes in Illinois, Indiana, Kentucky, Maryland and West Virginia. Co. also operates a coal loading terminal on the Ohio River at Mt. Vernon, IN. Also, at Dec 31 2014, Co. had approximately 1.50 billion tons of proven and probable coal reserves in Illinois, Indiana, Kentucky, Maryland, Pennsylvania and West Virginia.

AHGP — Key Stats

Name:	Alliance Holdings Group LP
Website:	www.ahgp.com
Sector:	Metals & Mining
Number of ETFs Holding AHGP:	5 (see which ones)
Total Market Value Held by ETFs:	\$5,266,993
Total Market Capitalization:	\$1,428,000,000
% of Market Cap. Held by ETFs:	0.37%

AHGP Dividend History



TickerTech.com Dec 2, 2015

AHGP — 16.2% Yield

Alliance Holdings Group LP

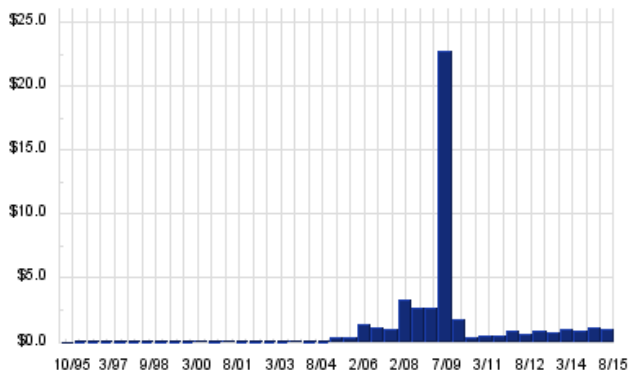


Alliance Holdings Group is a limited partnership. Co. owns 100% of the members' interest in Alliance Resource Management GP, LLC, the managing general partner of Alliance Resource Partners, L.P. (ARLP). Co., ARLP, and its subsidiaries (collectively, ARLP Partnership), produce and market coal primarily to U.S. utilities and industrial users. The ARLP Partnership's mining activities are conducted in two geographic regions: the Illinois Basin and Appalachian regions. At Dec 31 2014, Co., Alliance Resource Partners, L.P., and its subsidiaries, had approx. 1.5 billion tons of coal reserves.

RIO — Key Stats

Name:	Rio Tinto Plc
Website:	www.riotinto.com
Sector:	Metals & Mining
Number of ETFs Holding RIO:	9 (see which ones)
Total Market Value Held by ETFs:	\$36,722,202
Total Market Capitalization:	\$45,505,000,000
% of Market Cap. Held by ETFs:	0.08%

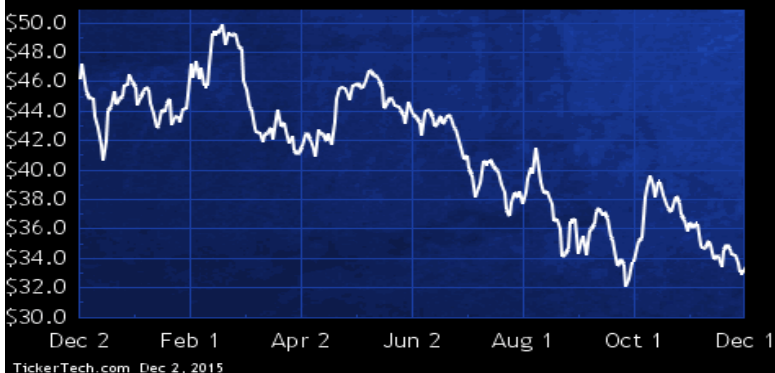
RIO Dividend History



TickerTech.com Dec 2, 2015

RIO — 6.4% Yield

Rio Tinto Plc



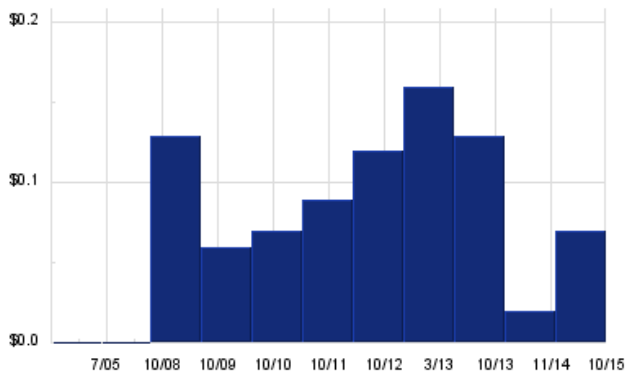
TickerTech.com Dec 2, 2015

Rio Tinto is a mining group based in the United Kingdom. Co. is engaged in the business of finding, mining and processing mineral resources. Co.'s major products are iron ore, aluminium, copper, diamonds, coal, uranium, gold and industrial minerals (borax, titanium dioxide and salt). Co.'s activities span the world but are strongly represented in Australia and North America with significant businesses in South America, Asia, Europe and Africa. Co.'s operations comprise five principal product groups - Aluminium, Copper, Diamonds & Minerals, Energy and Iron Ore - plus two support groups: Technology & Innovation and Exploration.

DRD — Key Stats

Name:	DRDGold Ltd
Website:	www.drdgold.com
Sector:	Precious Metals
Number of ETFs Holding DRD:	1 (see which ones)
Total Market Value Held by ETFs:	\$1,714,190
Total Market Capitalization:	\$28,000,000
% of Market Cap. Held by ETFs:	6.12%

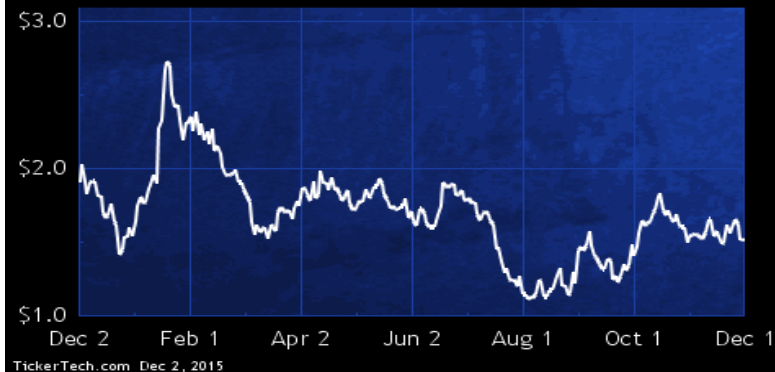
DRD Dividend History



TickerTech.com Dec 2, 2015

DRD — 4.6% Yield

DRDGold Ltd



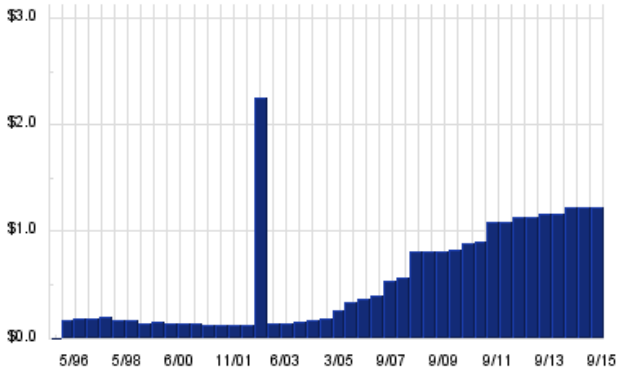
TickerTech.com Dec 2, 2015

DRDGOLD is engaged in underground and surface gold mining including exploration, extraction, processing and smelting. Co.'s business is operated in two segments: the Exploration activities are focused on the extension of existing ore bodies and identification of new ore bodies both at existing sites and at undeveloped sites; and the Mining operations comprise relatively mature assets and the principal mining method used is the extraction of previously abandoned Ore Reserve. As of June 30 2010, Co.'s total attributable production was 241,194 ounces. In additions, total proved reserves was 163.29 Mt, consisting of 15.27 Mt. proved underground reserves and 148.02 Mt. proved surface reserves.

BHP — Key Stats

Name:	BHP Billiton Ltd.
Website:	www.bhpbilliton.com
Sector:	Non-Precious Metals & Non-Metallic Mining
Number of ETFs Holding BHP:	9 (see which ones)
Total Market Value Held by ETFs:	\$60,590,478
Total Market Capitalization:	\$16,485,000,000
% of Market Cap. Held by ETFs:	0.37%

BHP Dividend History

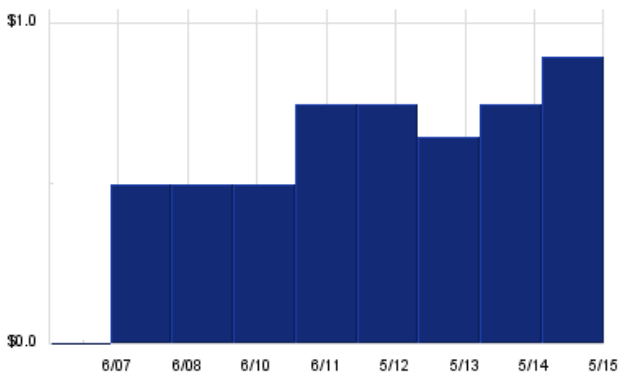


TickerTech.com Dec 2, 2015

TX — Key Stats

Name:	Ternium S A
Website:	www.ternium.com
Sector:	Non-Precious Metals & Non-Metallic Mining
Number of ETFs Holding TX:	3 (see which ones)
Total Market Value Held by ETFs:	\$2,815,318
Total Market Capitalization:	\$28,200,000,000
% of Market Cap. Held by ETFs:	0.01%

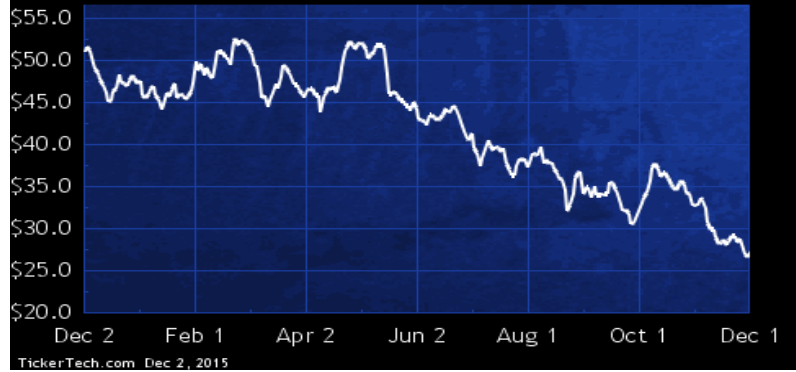
TX Dividend History



TickerTech.com Dec 2, 2015

BHP — 9.1% Yield

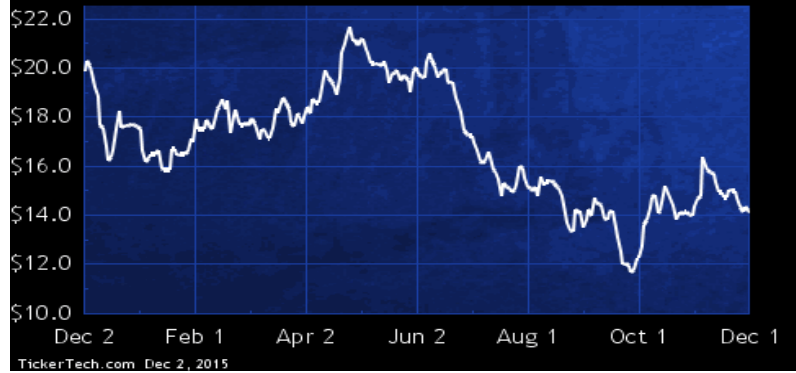
BHP Billiton Ltd.



BHP Billiton is a global resources company based in Australia and the United Kingdom. Co. is engaged in the production of major commodities, including iron ore, metallurgical coal, copper and uranium, and maintains substantial interests in conventional and unconventional oil and gas and energy coal. Co. extracts and processes minerals, oil and gas from its production operations located primarily in Australia and the Americas. Co.'s operations are organized along four segments: Petroleum and Potash; Copper; Iron Ore; and Coal. Co. sells and distributes its products globally with sales and marketing operations taking place principally through Singapore and Houston, United States.

TX — 6.4% Yield

Ternium S A

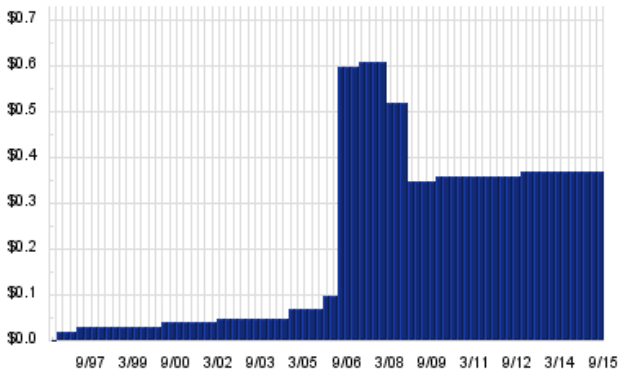


Ternium is a steel company. Co. manufactures and processes a broad spectrum of value-added steel products, including tinplate, galvanized and electro-galvanized sheets, pre-painted sheets, and hot rolled pickled and annealed and cold rolled steel, as well as slit and cut-to-length offerings through its service centers. Co. also produces long steel products such as bars and wire rod. Co.'s customers range from global companies to small enterprises operating in the construction, home appliances, capital goods, containers, food and automotive industries. Co. organizes its operations into two business segments which operate on a worldwide basis: Steel and Mining.

NUE — Key Stats

Name:	Nucor Corp.
Stock buyback:	NUE buyback
Website:	www.nucor.com
Sector:	Non-Precious Metals & Non-Metallic Mining
Number of ETFs Holding NUE:	69 (see which ones)
Total Market Value Held by ETFs:	\$713,171,590
Total Market Capitalization:	\$13,248,000,000
% of Market Cap. Held by ETFs:	5.38%

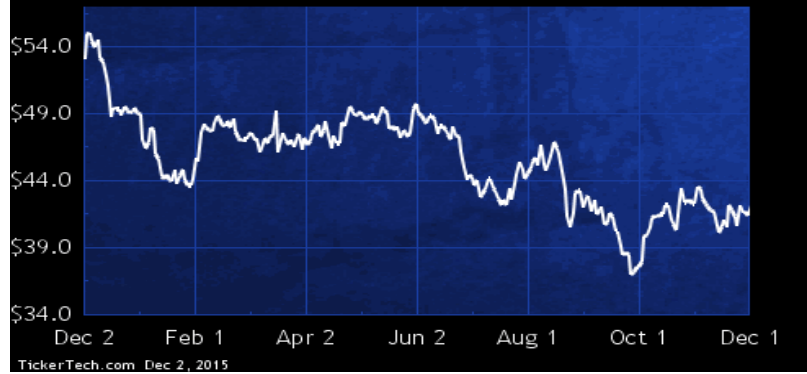
NUE Dividend History



TickerTech.com Dec 2, 2015

NUE — 3.6% Yield

Nucor Corp.

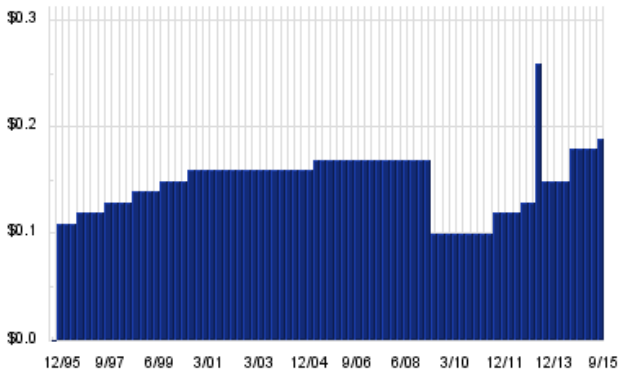


Nucor manufactures steel and steel products. Co. also produces direct reduced iron (DRI) for use in its steel mills. Through its The David J. Joseph Company subsidiary and its affiliates, Co. also processes ferrous and nonferrous metals and brokers ferrous and nonferrous metals, pig iron, hot briquetted iron and DRI. Most of Co.'s customers are located in North America, but Co. is doing business outside of North America as well. Co.'s operations include several international trading companies that buy and sell steel and steel products manufactured by it and others. Co. reports its results in three segments: steel mills, steel products and raw materials.

WOR — Key Stats

Name:	Worthington Industries, Inc.
Stock buyback:	WOR buyback
Website:	www.worthingtonindustries.com
Sector:	Non-Precious Metals & Non-Metallic Mining
Number of ETFs Holding WOR:	45 (see which ones)
Total Market Value Held by ETFs:	\$110,948,921
Total Market Capitalization:	\$1,977,000,000
% of Market Cap. Held by ETFs:	5.61%

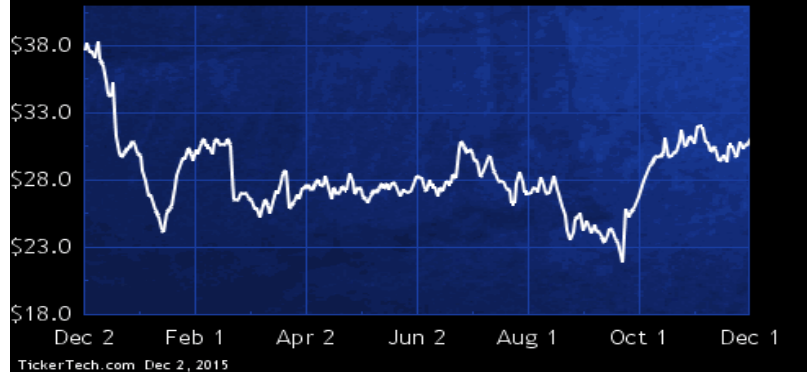
WOR Dividend History



TickerTech.com Dec 2, 2015

WOR — 2.5% Yield

Worthington Industries, Inc.



Worthington Industries is a metals manufacturing company, focused on steel processing and manufactured metal products. Co. operates three segments: Steel Processing, which buys coils of steel from steel mills and mini-mills and processes them to customer specifications; Pressure Cylinders, which manufactures and sells filled and unfilled pressure cylinders, tanks, hand torches, and oil and gas equipment with accessories and related products for end-use market applications; and Engineered Cabs, which designs and manufactures open and enclosed cabs and operator stations and custom fabrications for mobile equipment, and provides complementary products such as machined structural components.



Nothing in Dividend Channel is intended to be investment advice, nor does it represent the opinion of, counsel from, or recommendations by BNK Invest Inc. or any of its affiliates, subsidiaries or partners. None of the information contained herein constitutes a recommendation that any particular security, portfolio, transaction, or investment strategy is suitable for any specific person. All viewers agree that under no circumstances will BNK Invest, Inc., its subsidiaries, partners, officers, employees, affiliates, or agents be held liable for any loss or damage caused by your reliance on information obtained.

By visiting, using or viewing this site, you agree to the following [Full Disclaimer & Terms of Service](#). Video widget and dividend videos powered by Market News Video. Quote data delayed at least 20 minutes; [data powered by Ticker Technologies](#), and Mergent. [Contact Dividend Channel](#); [Meet Our Editorial Staff](#).