

## 10 Dividend Paying Metals Stocks

<http://www.metalschannel.com/>

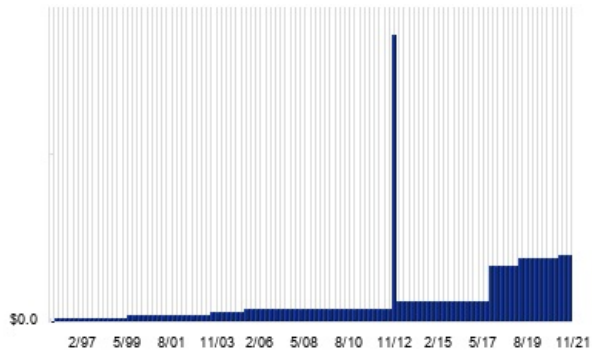
Metals Channel paired our coverage universe of metals stocks, with Dividend Channel's proprietary DividendRank formula, to bring you this list of 10 top ranked dividend paying metals stocks. The DividendRank formula considers a variety of data – dividend history & yield, book value, quarterly earnings – and compares it to the stock's trading data to come up with certain calculations about profitability and about the stock's valuation (whether we think it looks "cheap" or "expensive"). The result is this list of the top most "interesting" ideas that merit further research.



## NC — KEY STATS

Name:	NACCO Industries Inc
Stock buyback:	<a href="#">NC buyback</a>
Website:	<a href="http://www.nacco.com">www.nacco.com</a>
Sector:	<a href="#">Metals &amp; Mining</a>
Number of ETFs Holding NC:	7 ( <a href="#">see which ones</a> )
Total Market Value Held by ETFs:	\$7,655,924
Total Market Capitalization:	\$171,000,000
% of Market Cap. Held by ETFs:	4.48%

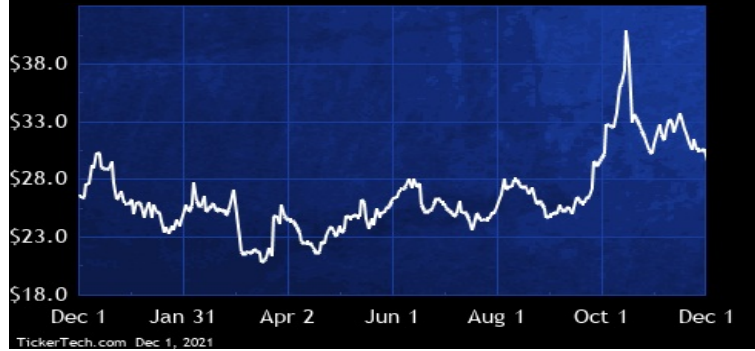
## NC DIVIDEND HISTORY



TickerTech.com Dec 1, 2021

## NC — 2.7% YIELD

### NACCO Industries Inc

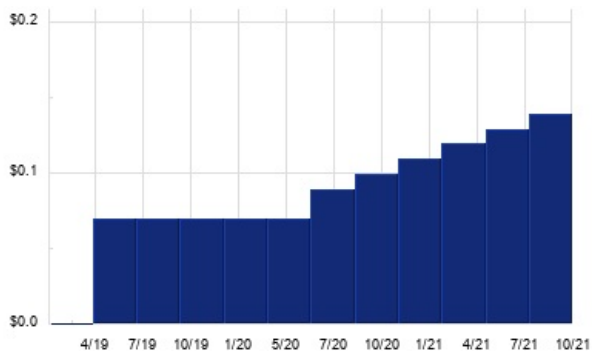


NACCO Industries, through a portfolio of mining and natural resources businesses, operates under three business segments: Coal Mining, North American Mining (NAMining) and Minerals Management. The Coal Mining segment operates surface coal mines under long-term contracts with power generation companies and an activated carbon producer pursuant to a service-based business model. The NAMining segment provides contract mining and other services for producers of aggregates, lithium and other minerals. The Minerals Management segment acquires and promotes the development of oil, gas and coal mineral interests. In addition, Co. provides stream and wetland mitigation solutions.

## CMCL — KEY STATS

Name:	Caledonia Mining Corporation PLC
Website:	<a href="http://www.caledoniamining.com">www.caledoniamining.com</a>
Sector:	<a href="#">Precious Metals</a>
Number of ETFs Holding CMCL:	3 ( <a href="#">see which ones</a> )
Total Market Value Held by ETFs:	\$6,650,335
Total Market Capitalization:	\$155,000,000
% of Market Cap. Held by ETFs:	4.29%

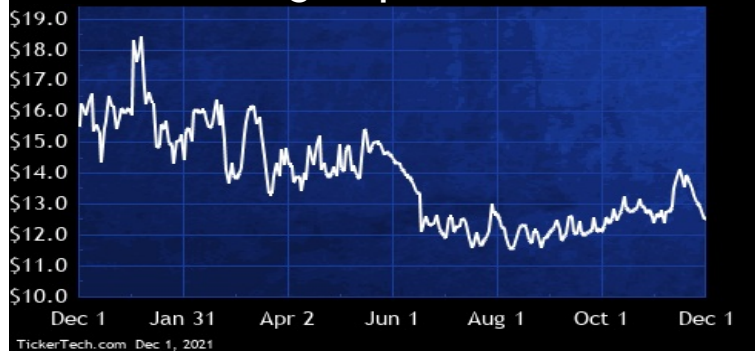
## CMCL DIVIDEND HISTORY



TickerTech.com Dec 1, 2021

## CMCL — 4.5% YIELD

### Caledonia Mining Corporation PLC

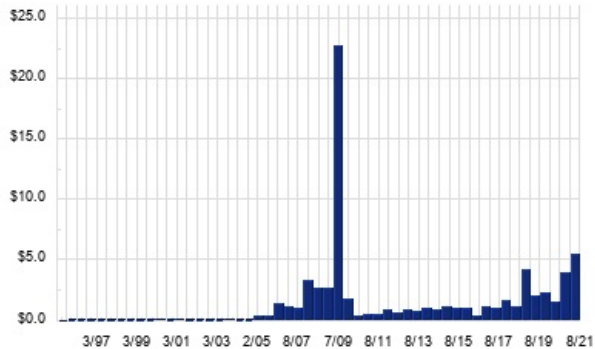


Caledonia Mining is primarily focusing on the operation of a gold mine and the exploration and development of mineral properties for precious metals. Co.'s activities are focused on Blanket Mine in Zimbabwe. Zimbabwe and South Africa describe the operations of Co.'s reportable segments. The Zimbabwe operating segment comprises Caledonia Holdings Zimbabwe Limited and subsidiaries. The South Africa geographical segment comprises sales made by Co.'s subsidiary, Caledonia Mining South Africa Proprietary Limited, to the Blanket Mine.

## RIO — KEY STATS

Name:	Rio Tinto Plc
Website:	<a href="http://www.riotinto.com">www.riotinto.com</a>
Sector:	<a href="#">Metals &amp; Mining</a>
Number of ETFs Holding RIO:	6 ( <a href="#">see which ones</a> )
Total Market Value Held by ETFs:	\$23,633,723
Total Market Capitalization:	\$85,742,000,000
% of Market Cap. Held by ETFs:	0.03%

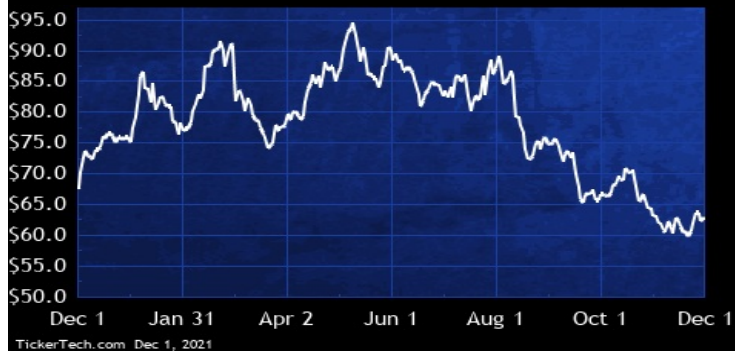
## RIO DIVIDEND HISTORY



TickerTech.com Dec 1, 2021

## RIO — 12.0% YIELD

### Rio Tinto Plc

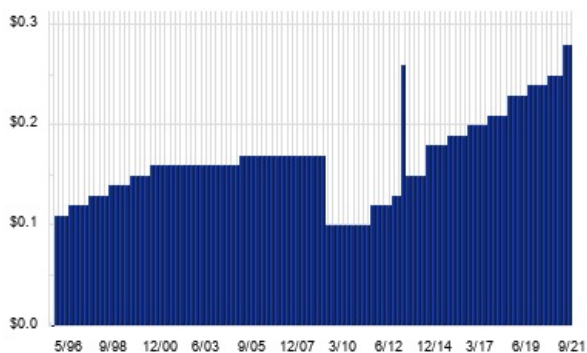


Rio Tinto is engaged in finding, mining and processing mineral resources. Co.'s major products are aluminium, copper, diamonds, gold, industrial minerals (borates, titanium dioxide and salt), iron ore and uranium. Co.'s four product groups include Iron Ore, Aluminium, Copper & Diamonds, and Energy & Minerals. Co. owns and operates the Oyu Tolgoi underground project in Mongolia, the Resolution Copper Project in Arizona, United States, the Gudai-Darri project and the Winu project in Western Australia, Australia, the Simandou project in Guinea, and the Jadar project in Serbia.

## WOR — KEY STATS

Name:	Worthington Industries, Inc.
Stock buyback:	<a href="#">WOR buyback</a>
Website:	<a href="http://www.worthingtonindustries.com">www.worthingtonindustries.com</a>
Sector:	<a href="#">Non-Precious Metals &amp; Non-Metallic Mining</a>
Number of ETFs Holding WOR:	69 ( <a href="#">see which ones</a> )
Total Market Value Held by ETFs:	\$386,194,797.36
Total Market Capitalization:	\$2,618,000,000
% of Market Cap. Held by ETFs:	14.75%

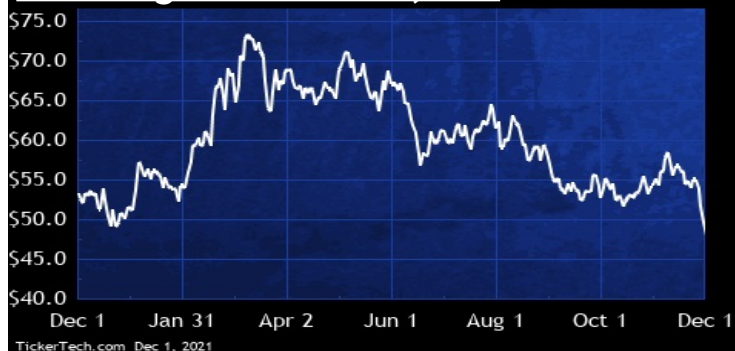
## WOR DIVIDEND HISTORY



TickerTech.com Dec 1, 2021

## WOR — 2.3% YIELD

### Worthington Industries, Inc.

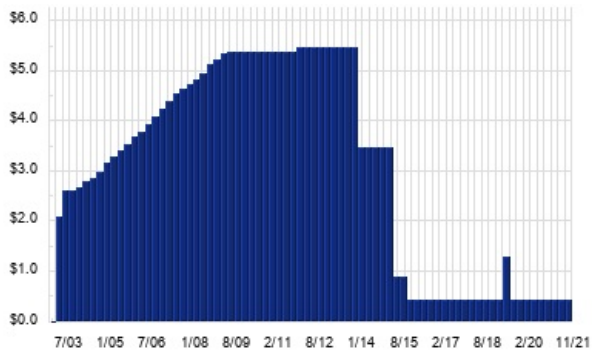


Worthington Industries is an industrial manufacturing company, focused on steel processing and manufactured metal products. Co. has two segments: Steel Processing, which buys coils of steel from integrated steel mills and mini-mills and processes them to the precise type, thickness, length, width, shape and surface quality required by customer specifications, and toll processes steel for steel mills, end-users, service centers and other processors; and Pressure Cylinders, which manufactures and sells filled and unfilled pressure cylinders, tanks, hand torches, tools, well water and expansion tanks, along with various accessories and related products for various end-use market applications.

## NRP — KEY STATS

Name: Natural Resource Partners LP  
 Website: [www.nrplp.com](http://www.nrplp.com)  
 Sector: Metals & Mining

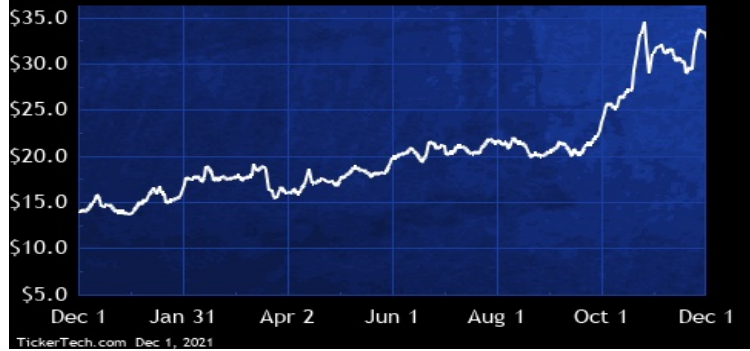
## NRP DIVIDEND HISTORY



TickerTech.com Dec 1, 2021

## NRP — 5.5% YIELD

### Natural Resource Partners LP

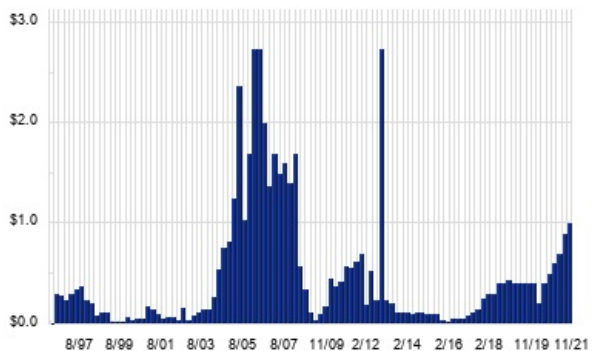


Natural Resource Partners owns, manages and leases a portfolio of mineral properties, including interests in coal and other natural resources and owns a non-controlling 49% interest in Ciner Wyoming LLC, a trona ore mining and soda ash production business. Co.'s business is organized into the following segments: Coal Royalty and Other, which consists primarily of coal royalty properties and coal-related transportation and processing assets; and Soda Ash, in which Ciner Resources LP, Co.'s operating partner, mines the trona, processes it into soda ash, and distributes the soda ash both domestically and internationally into the glass and chemicals industries.

## SCCO — KEY STATS

Name: Southern Copper Corp  
 Website: [www.southerncoppercorp.com](http://www.southerncoppercorp.com)  
 Sector: Non-Precious Metals & Non-Metallic Mining  
 Number of ETFs Holding SCCO: 47 ([see which ones](#))  
 Total Market Value Held by ETFs: \$254,098,515.43  
 Total Market Capitalization: \$44,615,000,000  
 % of Market Cap. Held by ETFs: 0.57%

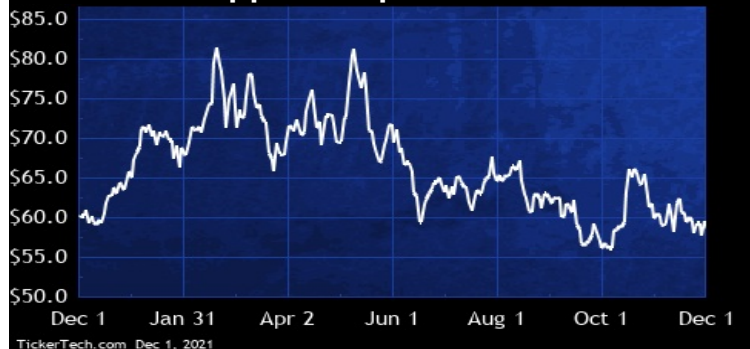
## SCCO DIVIDEND HISTORY



TickerTech.com Dec 1, 2021

## SCCO — 6.8% YIELD

### Southern Copper Corp

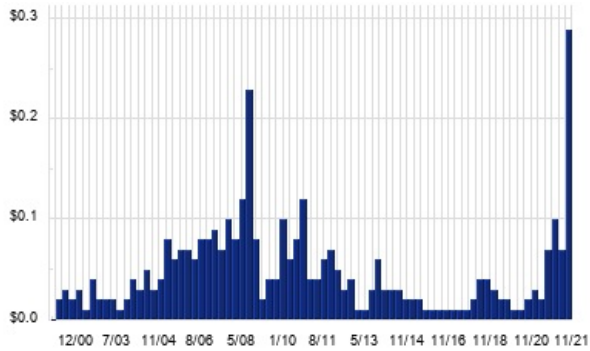


Southern Copper is a copper producer. Co.'s mining, smelting and refining facilities are located in Peru and Mexico and Co. conducts exploration activities in those countries and in Argentina, Chile and Ecuador. Co.'s Peruvian copper operations involve mining, milling and flotation of copper ore to produce copper concentrates and molybdenum concentrates; the smelting of copper concentrates to produce blister and anode copper; and the refining of anode copper to produce copper cathodes. Co.'s Mexican operations are conducted through its subsidiary, Minera Mexico, S.A. de C.V., which engages primarily in the mining and processing of copper, molybdenum, zinc, silver, gold and lead.

## GGB — KEY STATS

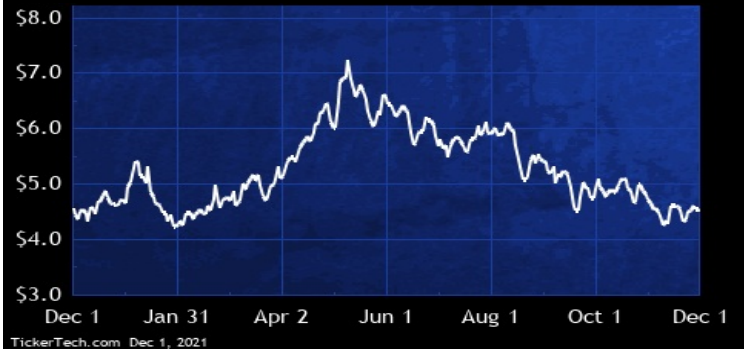
Name:	Gerdau S.A.
Website:	<a href="http://www.gerdau.com.br">www.gerdau.com.br</a>
Sector:	<a href="#">Non-Precious Metals &amp; Non-Metallic Mining</a>
Number of ETFs Holding GGB:	8 ( <a href="#">see which ones</a> )
Total Market Value Held by ETFs:	\$25,575,888.76
Total Market Capitalization:	\$4,647,000,000
% of Market Cap. Held by ETFs:	0.55%

## GGB DIVIDEND HISTORY



## GGB — 22.8% YIELD

### Gerdau S.A.

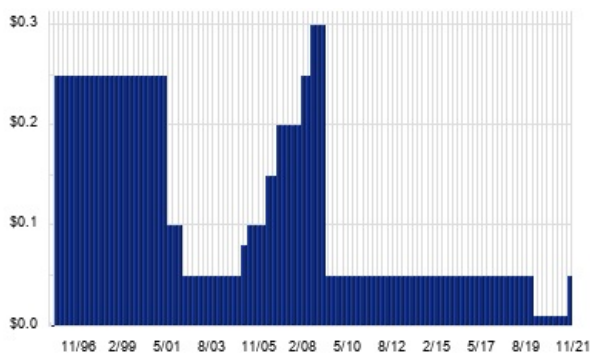


Gerdau is mainly focused on the production and commercialization of steel products in general, through its mills located in Argentina, Brazil, Canada, Colombia, the U.S., Mexico, Peru, the Dominican Republic, Uruguay and Venezuela. Co. operates steel mills that produce steel by direct iron ore reduction in blast furnaces and in electric arc furnaces. Its product mix includes crude steel; finished products for the construction industry, such as rebar, wire-rods, structural shapes, hot-rolled coils and heavy plates; finished industrial products, such as commercial rolled-steel bars, light profiles and wires; and agricultural products, such as stakes, smooth wire and barbed-wire.

## X — KEY STATS

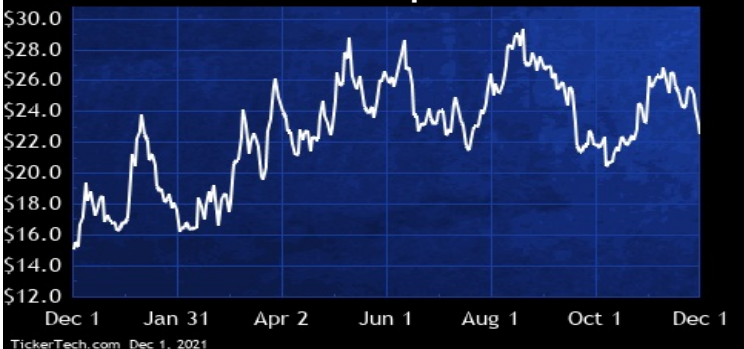
Name:	United States Steel Corp.
Stock buyback:	X buyback
Website:	<a href="http://www.ussteel.com">www.ussteel.com</a>
Sector:	<a href="#">Non-Precious Metals &amp; Non-Metallic Mining</a>
Number of ETFs Holding X:	68 ( <a href="#">see which ones</a> )
Total Market Value Held by ETFs:	\$1,043,022,438.27
Total Market Capitalization:	\$6,559,000,000
% of Market Cap. Held by ETFs:	15.90%

## X DIVIDEND HISTORY



## X — 0.9% YIELD

### United States Steel Corp.

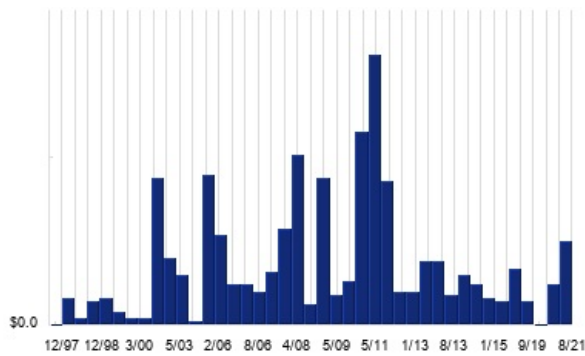


United States Steel is a producer and seller steel products, including flat-rolled and tubular products, in North America and Europe. Co. is also engaged in other business activities consisting primarily of railroad services and real estate operations. Co. has three reportable operating segments: North American Flat-Rolled, which includes the operating results of Co.'s integrated steel plants and equity investees; U.S. Steel Europe, which includes Co.'s subsidiary, U.S. Steel Kosice, its steel plant and coke production facilities in Slovakia, and its subsidiaries; and Tubular Products, which includes Co.'s tubular production facilities and an equity investee.

## SID — KEY STATS

Name:	Companhia Siderurgica Nacional
Website:	<a href="http://www.csn.com.br">www.csn.com.br</a>
Sector:	<u>Non-Precious Metals &amp; Non-Metallic Mining</u>
Number of ETFs Holding SID:	6 ( <a href="#">see which ones</a> )
Total Market Value Held by ETFs:	\$6,066,833
Total Market Capitalization:	\$6,912,000,000
% of Market Cap. Held by ETFs:	0.09%

## SID DIVIDEND HISTORY

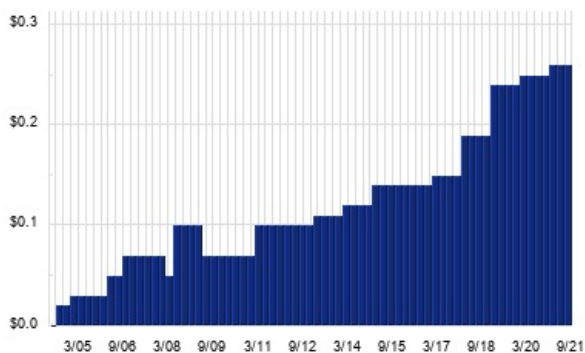


TickerTech.com Dec 1, 2021

## STLD — KEY STATS

Name:	Steel Dynamics Inc.
Stock buyback:	<a href="#">STLD buyback</a>
Website:	<a href="http://www.steeldynamics.com">www.steeldynamics.com</a>
Sector:	<u>Non-Precious Metals &amp; Non-Metallic Mining</u>
Number of ETFs Holding STLD:	93 ( <a href="#">see which ones</a> )
Total Market Value Held by ETFs:	\$2,094,443,181.92
Total Market Capitalization:	\$12,604,000,000
% of Market Cap. Held by ETFs:	16.62%

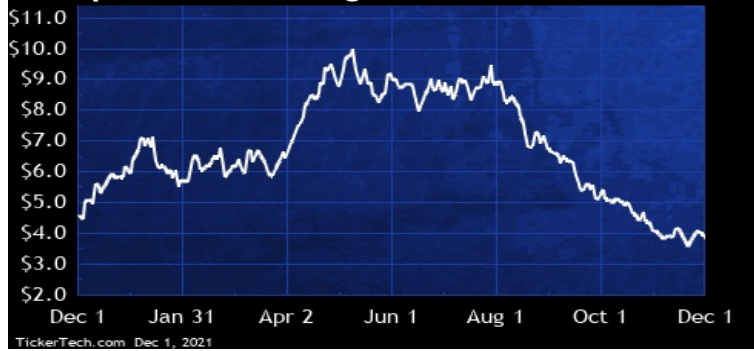
## STLD DIVIDEND HISTORY



TickerTech.com Dec 1, 2021

## SID — 12.8% YIELD

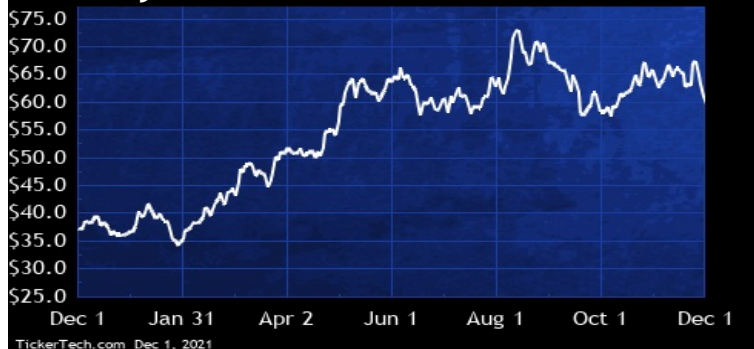
### Companhia Siderurgica Nacional



Companhia Siderurgica Nacional is a steel producer in Brazil and Latin America. Co. operates throughout the entire steel production chain, from the mining of iron ore to the production and sale of a range of steel products. Co. divides its business into five segments: steel, which produces carbon steel; mining, which sells its iron ore products mainly in Asia, Europe and Brazil; cement, which is comprised of a cement plant in Volta Redonda, in the state of Rio de Janeiro, and in Arcos, in the state of Minas Gerais; logistics, which comprises railway and port facilities; and energy, which is comprised of generation plants.

## STLD — 1.7% YIELD

### Steel Dynamics Inc.



Steel Dynamics is a steel producer and metal recycler. Co. manufactures and sells steel products, processes and sells recycled ferrous and nonferrous metals, and fabricates and sells steel joists and deck products. Co. has three segments: Steel, which produces steel from ferrous scrap and scrap substitutes, utilizing continuous casting, automated rolling mills and several steel coating and processing lines, and Iron Dynamics; metals recycling, which involves the purchase, processing, and resale of ferrous and nonferrous scrap metals into reusable forms and grades; and steel fabrication, which produces steel building components, including steel joists, girders, trusses, and steel deck.



Nothing in Dividend Channel is intended to be investment advice, nor does it represent the opinion of, counsel from, or recommendations by BNK Invest Inc. or any of its affiliates, subsidiaries or partners. None of the information contained herein constitutes a recommendation that any particular security, portfolio, transaction, or investment strategy is suitable for any specific person. All viewers agree that under no circumstances will BNK Invest, Inc., its subsidiaries, partners, officers, employees, affiliates, or agents be held liable for any loss or damage caused by your reliance on information obtained. By visiting, using or viewing this site, you agree to the following [Full Disclaimer & Terms of Service](#). Video widget and dividend videos powered by Market News Video. Quote data delayed at least 20 minutes; data powered by Ticker Technologies, and Mergent. [Contact Dividend Channel](#); [Meet Our Editorial Staff](#).