

10 Dividend Paying Metals Stocks

<http://www.metalschannel.com/>

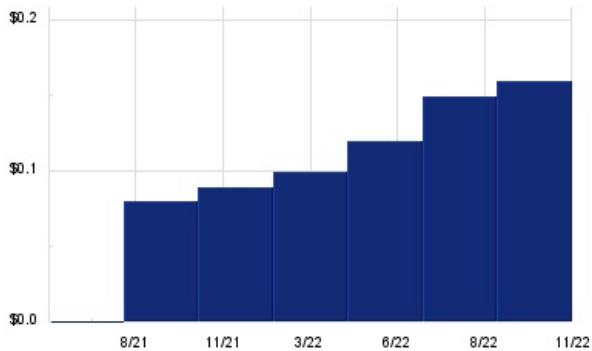
Metals Channel paired our coverage universe of metals stocks, with Dividend Channel's proprietary DividendRank formula, to bring you this list of 10 top ranked dividend paying metals stocks. The DividendRank formula considers a variety of data – dividend history & yield, book value, quarterly earnings – and compares it to the stock's trading data to come up with certain calculations about profitability and about the stock's valuation (whether we think it looks "cheap" or "expensive"). The result is this list of the top most "interesting" ideas that merit further research.



RYI — KEY STATS

Name:	Ryerson Holding Corp
Stock buyback:	RYI buyback
Website:	www.ir.ryerson.com
Sector:	Non-Precious Metals & Non-Metallic Mining
Number of ETFs Holding RYI:	32 (see which ones)
Total Market Value Held by ETFs:	\$103,969,028.35
Total Market Capitalization:	\$1,078,000,000
% of Market Cap. Held by ETFs:	9.64%

RYI DIVIDEND HISTORY

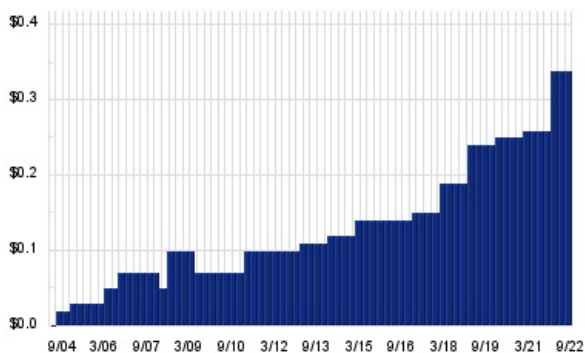


TickerTech.com Dec 1, 2022

STLD — KEY STATS

Name:	Steel Dynamics Inc.
Stock buyback:	STLD buyback
Website:	www.steeldynamics.com
Sector:	Non-Precious Metals & Non-Metallic Mining
Number of ETFs Holding STLD:	102 (see which ones)
Total Market Value Held by ETFs:	\$3,491,632,894.78
Total Market Capitalization:	\$18,063,000,000
% of Market Cap. Held by ETFs:	19.33%

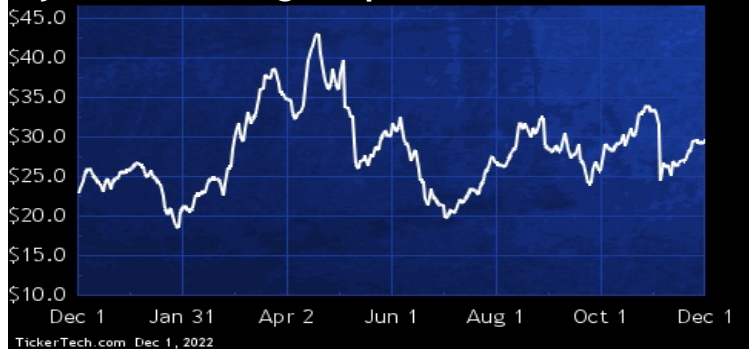
STLD DIVIDEND HISTORY



TickerTech.com Dec 1, 2022

RYI — 2.2% YIELD

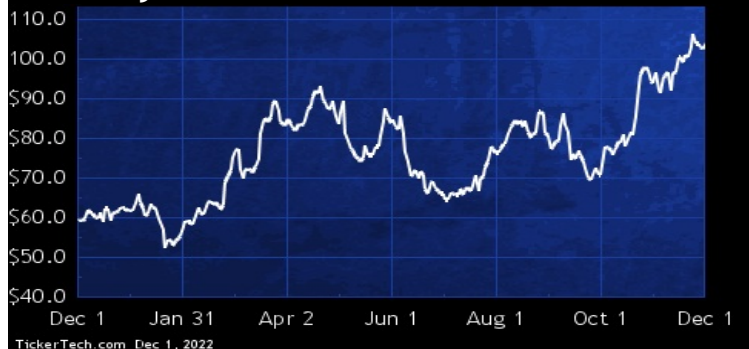
Ryerson Holding Corp



Ryerson Holding is a metals service center, a processor and distributor of industrial metals with operations in the U.S. through Joseph T. Ryerson & Son, Inc., in Canada through its subsidiary, Ryerson Canada, Inc., and in Mexico through its subsidiary, Ryerson Metals de Mexico, S. de R.L. de C.V. In addition, Co. conducts processing and distribution operations in China through an indirect wholly-owned subsidiary, Ryerson China Limited. Co. carries a line of products in stainless steel, aluminum, carbon steel, and alloy steels and a line of nickel and red metals in various shapes and forms. In addition to its metals products, Co. provides several processing and fabrication services.

STLD — 1.3% YIELD

Steel Dynamics Inc.

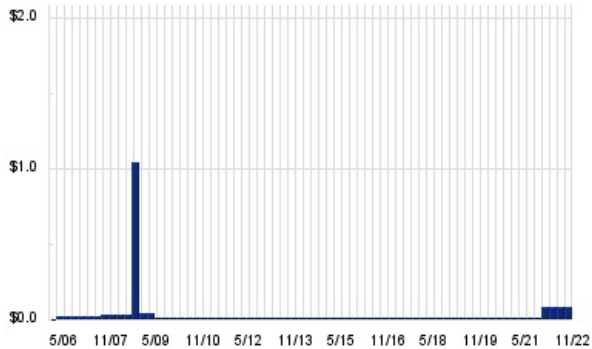


Steel Dynamics is a steel producer and metal recycler in the U.S. Co. manufactures and sells steel products, processes and sells recycled ferrous and nonferrous metals, and fabricates and sells steel joists and deck products. Co.'s segments include: Steel Operations, which produce steel from ferrous scrap and scrap substitutes, utilize continuous casting, automated rolling mills and various steel coating and process lines; Metals Recycling Operations, which include both ferrous and nonferrous scrap metal processing, transportation, marketing, brokerage and scrap management services; and Steel Fabrication Operations, which serve the non-residential construction industry throughout the U.S.

ZEUS — KEY STATS

Name:	Olympic Steel Inc.
Stock buyback:	ZEUS buyback
Website:	www.olysteel.com
Sector:	Non-Precious Metals & Non-Metallic Mining
Number of ETFs Holding ZEUS:	40 (see which ones)
Total Market Value Held by ETFs:	\$103,925,410.5
Total Market Capitalization:	\$396,000,000
% of Market Cap. Held by ETFs:	26.24%

ZEUS DIVIDEND HISTORY

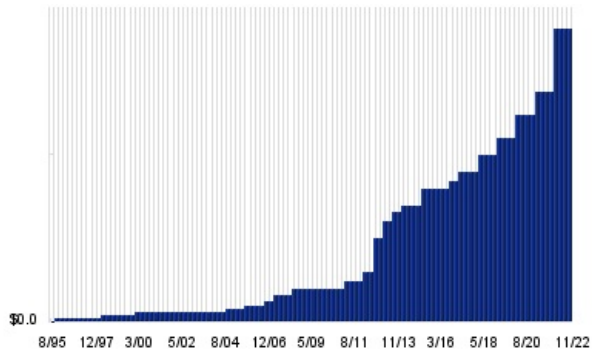


TickerTech.com Dec 1, 2022

RS — KEY STATS

Name:	Reliance Steel & Aluminum Co.
Website:	www.investor.rsac.com
Sector:	Non-Precious Metals & Non-Metallic Mining
Number of ETFs Holding RS:	83 (see which ones)
Total Market Value Held by ETFs:	\$2,412,868,501.06
Total Market Capitalization:	\$12,201,000,000
% of Market Cap. Held by ETFs:	19.78%

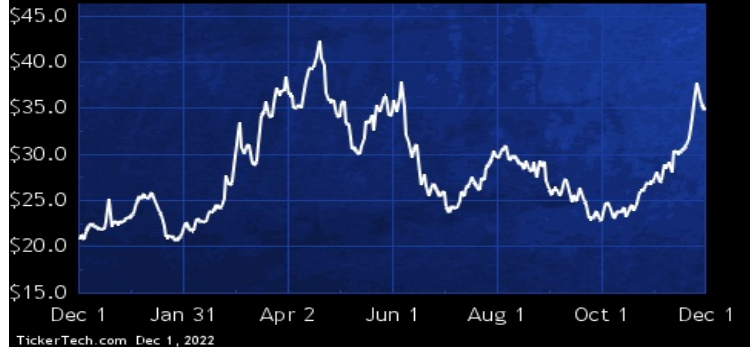
RS DIVIDEND HISTORY



TickerTech.com Dec 1, 2022

ZEUS — 1.0% YIELD

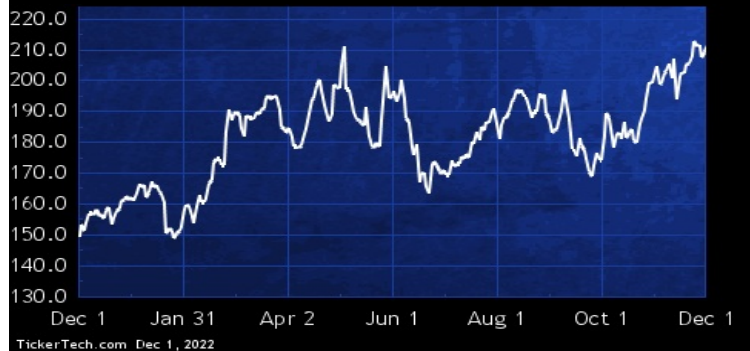
Olympic Steel Inc.



Olympic Steel is a metals service center. Co. operates in three reportable segments: specialty metals flat products, which its product offerings include differing types of stainless flat-rolled sheet and coil and prime tin mill products; carbon flat products, which focus on the direct sale and distribution of processed carbon and coated flat-rolled sheet, coil and plate products and fabricated parts; and tubular and pipe products, which distributes metal tubing, pipe, bar, valve and fittings and fabricate pressure parts supplied to various industrial markets.

RS — 1.7% YIELD

Reliance Steel & Aluminum Co.



Reliance Steel & Aluminum is a metal solutions provider and a metals service center company in North America (U.S. and Canada). Co. provides metals processing services and distributes a line of metal products, including alloy, aluminum, brass, copper, carbon steel, stainless steel, titanium and specialty steel products, to its customers in a range of industries, including general manufacturing, non-residential construction, transportation, aerospace, energy, electronics and semiconductor fabrication, and heavy industry. Co. also services the auto industry, primarily through its toll processing operations where it processes the metal for a fee, without taking ownership of the metal.

UFPI — KEY STATS

Name:	UFP Industries Inc
Website:	www.ufpi.com
Sector:	Metals Fabrication & Products
Number of ETFs Holding UFPI:	65 (see which ones)
Total Market Value Held by ETFs:	\$1,165,546,431.11
Total Market Capitalization:	\$4,946,000,000
% of Market Cap. Held by ETFs:	23.57%

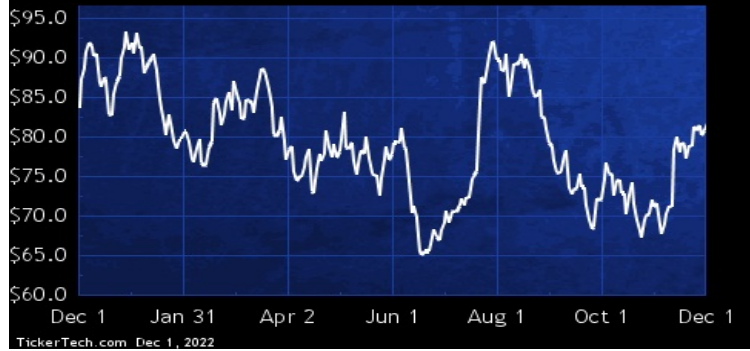
UFPI DIVIDEND HISTORY



TickerTech.com Dec 1, 2022

UFPI — 1.2% YIELD

UFP Industries Inc

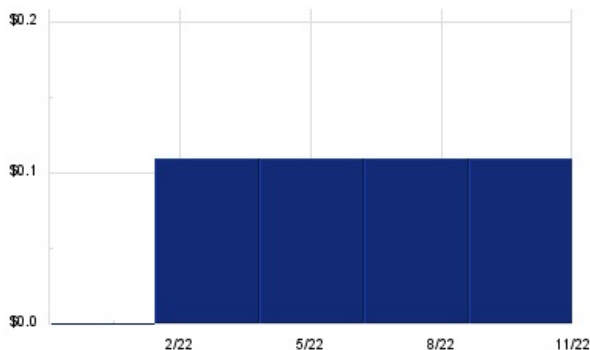


UFP Industries is a holding company. Through its subsidiaries, Co. designs, manufactures and markets wood and wood-alternative products for national home centers and other retailers, structural lumber and other products for the manufactured housing industry, engineered wood components for residential and commercial construction, specialty wood packaging, components and packing materials for various industries, and customized interior fixtures used in a variety of retail and commercial structures. In addition, Co. provides a portfolio of outdoor living products, including wood and wood composite decking and related accessories and decorative lawn and garden products.

METC — KEY STATS

Name:	Ramaco Resources Inc
Website:	www.ramacocoal.com
Sector:	Metals & Mining
Number of ETFs Holding METC:	23 (see which ones)
Total Market Value Held by ETFs:	\$25,487,161.72
Total Market Capitalization:	\$480,000,000
% of Market Cap. Held by ETFs:	5.31%

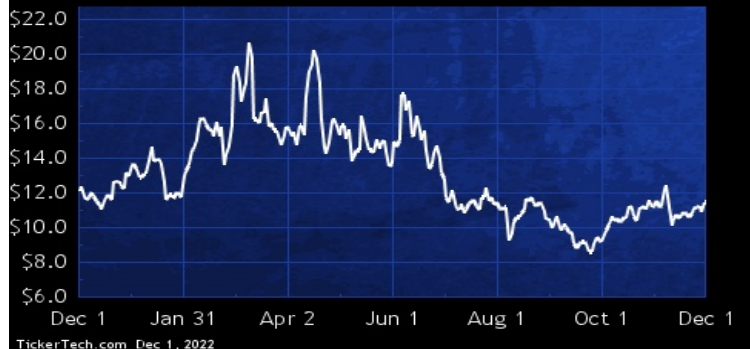
METC DIVIDEND HISTORY



TickerTech.com Dec 1, 2022

METC — 4.0% YIELD

Ramaco Resources Inc

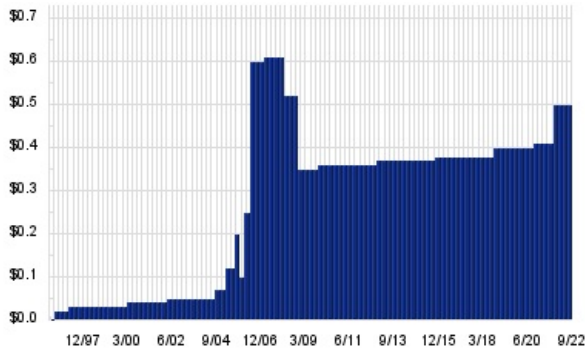


Ramaco Resources is a holding company. Through its subsidiaries, Co. is an operator and developer of metallurgical coal in southern West Virginia, southwestern Virginia, and southwestern Pennsylvania. Co.'s development portfolio primarily includes four properties: Elk Creek mining complex, Berwind mining complex, RAM Mine and Knox Creek.

NUE — KEY STATS

Name:	Nucor Corp.
Stock buyback:	NUE buyback
Website:	www.nucor.com
Sector:	Non-Precious Metals & Non-Metallic Mining
Number of ETFs Holding NUE:	122 (see which ones)
Total Market Value Held by ETFs:	\$7,068,138,708.19
Total Market Capitalization:	\$37,848,000,000
% of Market Cap. Held by ETFs:	18.68%

NUE DIVIDEND HISTORY

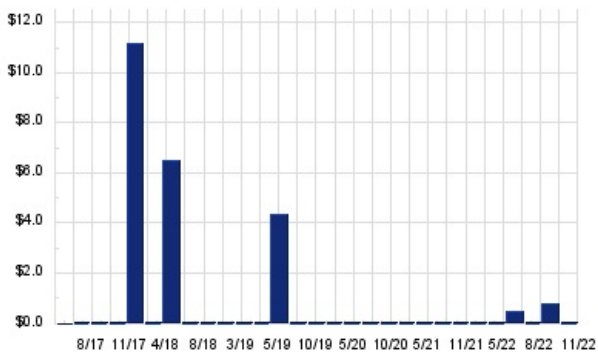


TickerTech.com Dec 1, 2022

HCC — KEY STATS

Name:	Warrior Met Coal Inc
Stock buyback:	HCC buyback
Website:	www.warriormetcoal.com
Sector:	Metals & Mining
Number of ETFs Holding HCC:	59 (see which ones)
Total Market Value Held by ETFs:	\$435,279,772.64
Total Market Capitalization:	\$1,778,000,000
% of Market Cap. Held by ETFs:	24.48%

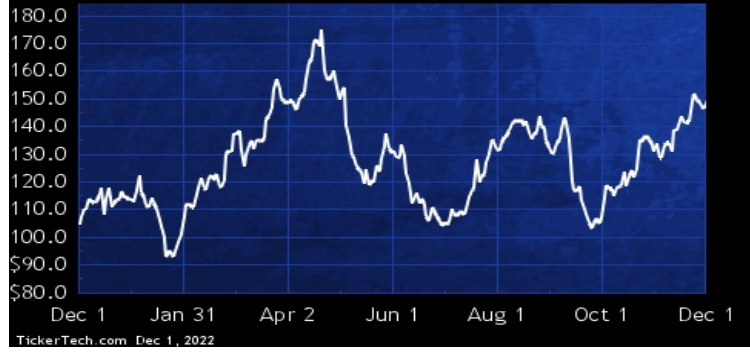
HCC DIVIDEND HISTORY



TickerTech.com Dec 1, 2022

NUE — 1.3% YIELD

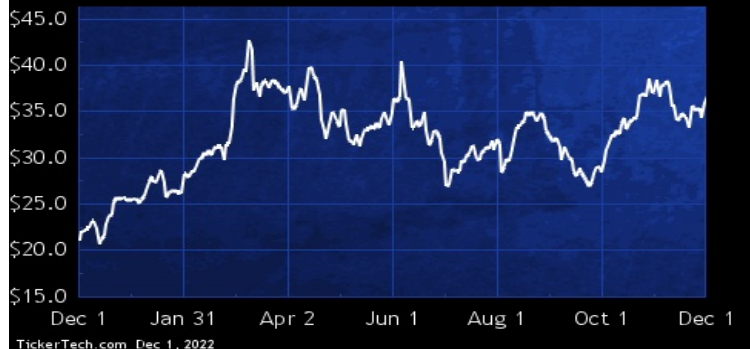
Nucor Corp.



Nucor manufactures steel and steel products. Co. has three segments: steel mills, which produces sheet steel, plate steel, structural steel and bar steel; steel products, which produces hollow structural section steel tubing, electrical conduit, steel racking, steel joists and joist girders, steel deck, fabricated concrete reinforcing steel, cold finished steel, steel fasteners, metal building systems, insulated metal panels, steel grating and expanded metal, and wire and wire mesh; and raw materials, which produces direct reduced iron (DRI), brokers ferrous and nonferrous metals, pig iron, hot briquetted iron and DRI, supplies ferro-alloys, and processes ferrous and nonferrous scrap metal.

HCC — 0.7% YIELD

Warrior Met Coal Inc

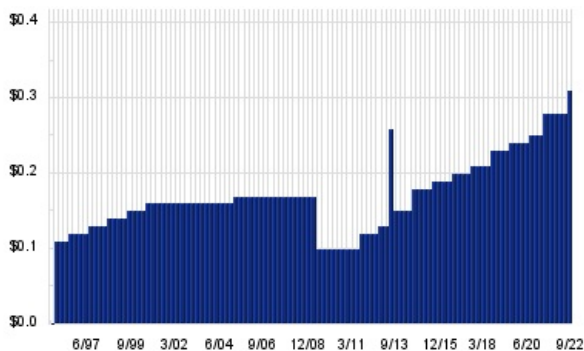


Warrior Met Coal is a supplier to the global steel industry. Co. is focused on mining non-thermal met coal used as a component of steel production by metal manufacturers in Europe, South America and Asia. Co. is a producer and exporter of met coal, also known as hard coking coal, operating longwall operations in its underground mines based in Alabama, Mine No. 4 and Mine No. 7. Co.'s natural gas operations remove and sell natural gas from the coal seams owned or leased by reducing natural gas levels in its mines. The met coal from Co.'s Mines No. 4 and No. 7 is sold as a low volatility and mid-volatility met coal.

WOR — KEY STATS

Name:	Worthington Industries, Inc.
Stock buyback:	WOR buyback
Website:	www.worthingtonindustries.com
Sector:	Non-Precious Metals & Non-Metallic Mining
Number of ETFs Holding WOR:	63 (see which ones)
Total Market Value Held by ETFs:	\$429,226,591.58
Total Market Capitalization:	\$2,776,000,000
% of Market Cap. Held by ETFs:	15.46%

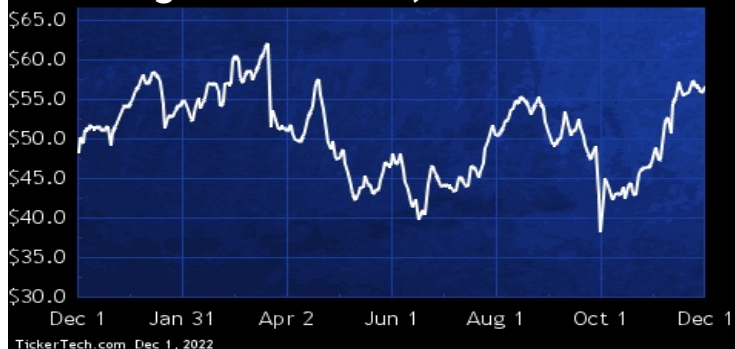
WOR DIVIDEND HISTORY



TickerTech.com Dec 1, 2022

WOR — 2.2% YIELD

Worthington Industries, Inc.

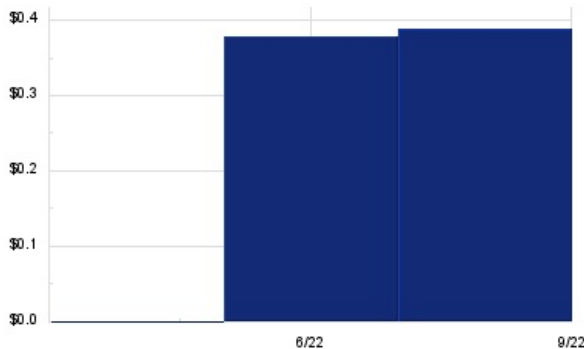


Worthington Industries is an industrial manufacturing company, focused on steel processing and manufactured metal products. Co.'s manufactured metal products include: pressure cylinders for liquefied petroleum gas (LPG), compressed natural gas, hydrogen, oxygen, refrigerant and other industrial gas storage; water well tanks for commercial and residential uses; hand torches and filled hand torch cylinders; propane-filled camping cylinders; helium-filled balloon kits; hand tools and instruments; and drywall tools and related accessories; and, through its joint ventures, ceiling grid solutions; laser welded blanks; and light gauge steel framing for commercial and residential construction.

AMR — KEY STATS

Name:	Alpha Metallurgical Resources Inc
Website:	www.conturaenergy.com
Sector:	Non-Precious Metals & Non-Metallic Mining
Number of ETFs Holding AMR:	34 (see which ones)
Total Market Value Held by ETFs:	\$462,988,743.75
Total Market Capitalization:	\$2,703,000,000
% of Market Cap. Held by ETFs:	17.13%

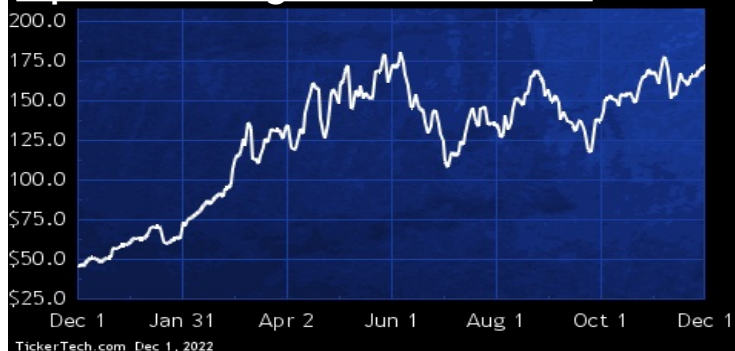
AMR DIVIDEND HISTORY



TickerTech.com Dec 1, 2022

AMR — 1.0% YIELD

Alpha Metallurgical Resources Inc



Alpha Metallurgical Resources is a mining company with operations across Virginia and West Virginia. Co. is a supplier of metallurgical products for the steel industry. Co. operates coal mines across the Central Appalachia (CAPP) coal basin. Co.'s portfolio of mining operations consists of underground mines, surface mines and coal preparation plants. Co. produces metallurgical (met) coal, which is shipped to domestic and international steel and coke producers. Co. also produces thermal coal which is primarily sold to the domestic power generation industry. Co.'s Met segment operations consist of met coal mines, including Deep Mine 41, Road Fork 52, Black Eagle, and Lynn Branch.



Nothing in Dividend Channel is intended to be investment advice, nor does it represent the opinion of, counsel from, or recommendations by BNK Invest Inc. or any of its affiliates, subsidiaries or partners. None of the information contained herein constitutes a recommendation that any particular security, portfolio, transaction, or investment strategy is suitable for any specific person. All viewers agree that under no circumstances will BNK Invest, Inc., its subsidiaries, partners, officers, employees, affiliates, or agents be held liable for any loss or damage caused by your reliance on information obtained. By visiting, using or viewing this site, you agree to the following [Full Disclaimer & Terms of Service](#). Video widget and dividend videos powered by Market News Video. Quote data delayed at least 20 minutes; data powered by Ticker Technologies, and Mergent. [Contact Dividend Channel](#); [Meet Our Editorial Staff](#).