

## 10 Dividend Paying Metals Stocks

<http://www.metalschannel.com/>

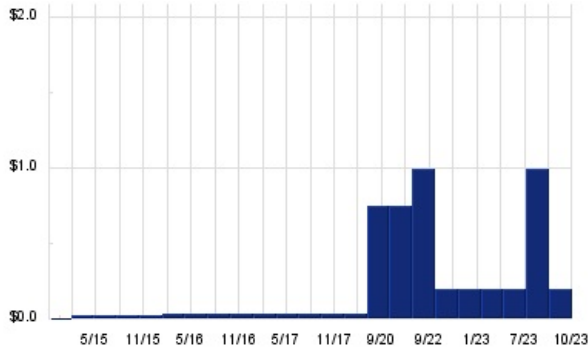
Metals Channel paired our coverage universe of metals stocks, with Dividend Channel's proprietary DividendRank formula, to bring you this list of 10 top ranked dividend paying metals stocks. The DividendRank formula considers a variety of data – dividend history & yield, book value, quarterly earnings – and compares it to the stock's trading data to come up with certain calculations about profitability and about the stock's valuation (whether we think it looks "cheap" or "expensive"). The result is this list of the top most "interesting" ideas that merit further research.



## AMRK — KEY STATS

Name:	A-Mark Precious Metals, Inc
Stock buyback:	<a href="#">AMRK buyback</a>
Website:	<a href="http://www.amark.com">www.amark.com</a>
Sector:	<a href="#">Precious Metals</a>
Number of ETFs Holding AMRK:	23 ( <a href="#">see which ones</a> )
Total Market Value Held by ETFs:	\$54,337,853.02
Total Market Capitalization:	\$664,000,000
% of Market Cap. Held by ETFs:	8.18%

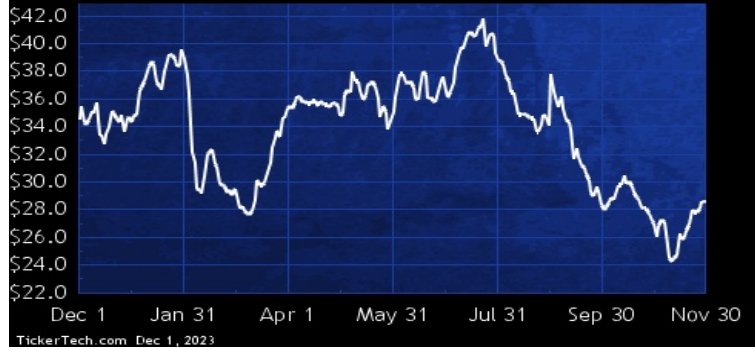
## AMRK DIVIDEND HISTORY



TickerTech.com Dec 1, 2023

## AMRK — 2.8% YIELD

### A-Mark Precious Metals, Inc



A-Mark Precious Metals is a precious metals platform that provides gold, silver, platinum, palladium, and copper bullion, numismatic coins, and related products to wholesale and retail customers. Co.'s segments are: Wholesale Sales and Ancillary Services, which include Industrial, Coin and Bar, Trading and Finance, Storage, Logistics, and Mint; Direct-to-Consumer, which operates via its subsidiaries, JM Bullion, Inc. and Goldline, Inc., which sell precious metals; and Secured Lending, which operates via its subsidiary, Collateral Finance Corporation, LLC, that originates and acquires commercial loans secured by bullion, numismatic coins, sports cards and sports memorabilia.

## STLD — KEY STATS

Name:	Steel Dynamics Inc.
Stock buyback:	<a href="#">STLD buyback</a>
Website:	<a href="http://www.steeldynamics.com">www.steeldynamics.com</a>
Sector:	<a href="#">Non-Precious Metals &amp; Non-Metallic Mining</a>
Number of ETFs Holding STLD:	121 ( <a href="#">see which ones</a> )
Total Market Value Held by ETFs:	\$3,686,851,097.12
Total Market Capitalization:	\$18,484,000,000
% of Market Cap. Held by ETFs:	19.95%

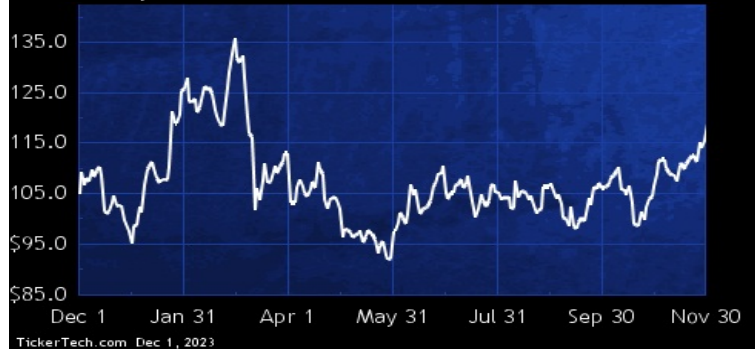
## STLD DIVIDEND HISTORY



TickerTech.com Dec 1, 2023

## STLD — 1.4% YIELD

### Steel Dynamics Inc.



Steel Dynamics is a steel producer and metal recycler in the U.S. Co. manufactures and sells steel products, processes and sells recycled ferrous and nonferrous metals, and fabricates and sells steel joists and deck products. Co.'s segments include: Steel Operations, which produce steel from ferrous scrap and scrap substitutes, utilize continuous casting, automated rolling mills and various steel coating and process lines; Metals Recycling Operations, which include both ferrous and nonferrous scrap metal processing, transportation, marketing, brokerage and scrap management services; and Steel Fabrication Operations, which serve the non-residential construction industry throughout the U.S.

## WOR — KEY STATS

Name:	Worthington Industries, Inc.
Stock buyback:	WOR buyback
Website:	<a href="http://www.worthingtonindustries.com">www.worthingtonindustries.com</a>
Sector:	Non-Precious Metals & Non-Metallic Mining
Number of ETFs Holding WOR:	65 (see which ones)
Total Market Value Held by ETFs:	\$584,352,019.76
Total Market Capitalization:	\$3,491,000,000
% of Market Cap. Held by ETFs:	16.74%

## WOR DIVIDEND HISTORY

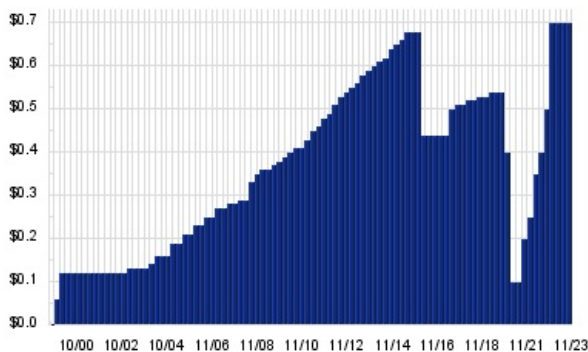


TickerTech.com Dec 1, 2023

## ARLP — KEY STATS

Name:	Alliance Resource Partners LP
Website:	<a href="http://www.arlp.com">www.arlp.com</a>
Sector:	Metals & Mining
Number of ETFs Holding ARLP:	5 (see which ones)
Total Market Value Held by ETFs:	\$3,911,714.47
Total Market Capitalization:	\$2,676,000,000
% of Market Cap. Held by ETFs:	0.15%

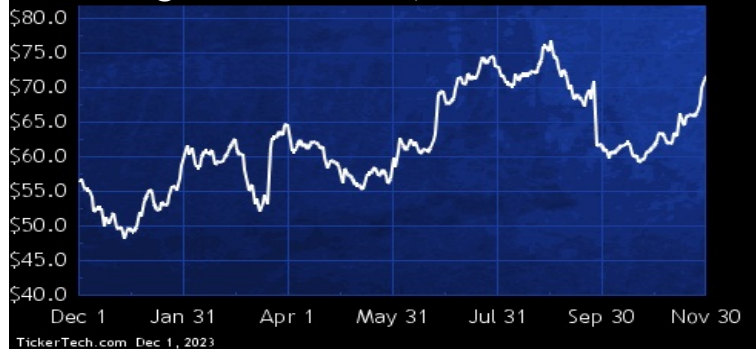
## ARLP DIVIDEND HISTORY



TickerTech.com Dec 1, 2023

## WOR — 1.8% YIELD

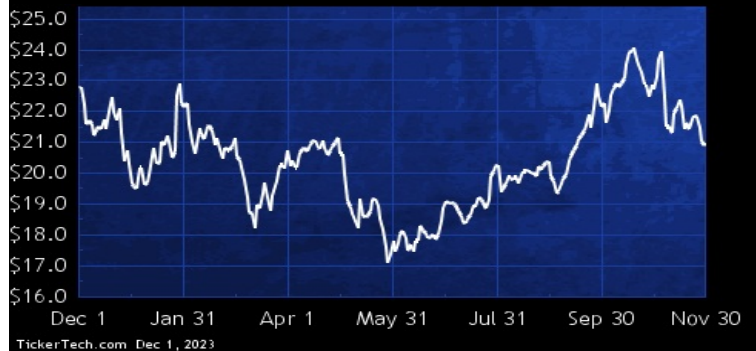
### Worthington Industries, Inc.



Worthington Industries is an industrial manufacturing company. Co.'s manufactured metal products include: pressure cylinders for liquefied petroleum gas, compressed natural gas, hydrogen, oxygen, refrigerant and other industrial gas storage; water well tanks for commercial and residential uses; hand torches and filled hand torch cylinders; propane-filled camping cylinders; helium-filled balloon kits; hand tools and instruments; and drywall tools and related accessories; and, through its joint ventures, complete ceiling grid solutions; laser welded blanks; light gauge steel framing for commercial and residential construction; engineered cabs, operator stations and cab components.

## ARLP — 13.3% YIELD

### Alliance Resource Partners LP

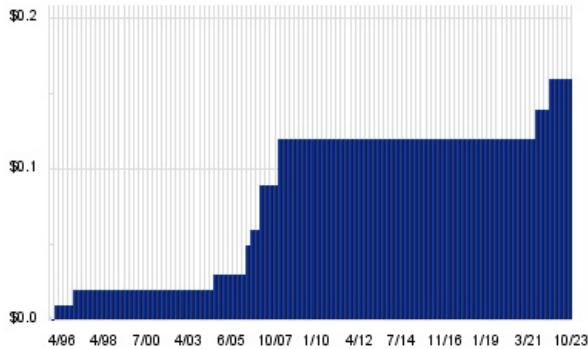


Alliance Resource Partners is a natural resource company. Co. is a coal producer in the eastern U.S. with underground mining complexes in Illinois, Indiana, Kentucky, Maryland, Pennsylvania, and West Virginia as well as a coal-loading terminal in Indiana on the Ohio River. Co. has four segments: Illinois Basin Coal Operations, which includes its operating mining complexes Gibson County Coal's mining complex; Appalachia Coal Operations, which includes its the Mettiki mining complex, the Tunnel Ridge mining complex and the MC Mining mining complex; Oil and Gas Royalties, which includes oil and gas mineral interests; and Coal Royalties, which includes coal mineral reserves and resources.

## CMC — KEY STATS

Name:	Commercial Metals Co.
Stock buyback:	<a href="#">CMC buyback</a>
Website:	<a href="http://www.cmc.com">www.cmc.com</a>
Sector:	<a href="#">Non-Precious Metals &amp; Non-Metallic Mining</a>
Number of ETFs Holding CMC:	68 ( <a href="#">see which ones</a> )
Total Market Value Held by ETFs:	\$1,101,749,724.76
Total Market Capitalization:	\$5,187,000,000
% of Market Cap. Held by ETFs:	21.24%

## CMC DIVIDEND HISTORY

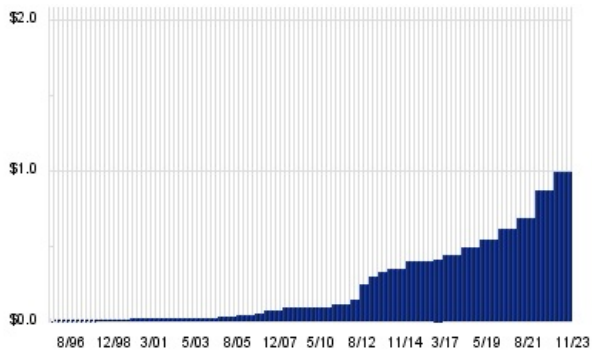


TickerTech.com Dec 1, 2023

## RS — KEY STATS

Name:	Reliance Steel & Aluminum Co.
Website:	<a href="http://www.investor.rsac.com">www.investor.rsac.com</a>
Sector:	<a href="#">Non-Precious Metals &amp; Non-Metallic Mining</a>
Number of ETFs Holding RS:	102 ( <a href="#">see which ones</a> )
Total Market Value Held by ETFs:	\$3,365,431,382.99
Total Market Capitalization:	\$15,473,000,000
% of Market Cap. Held by ETFs:	21.75%

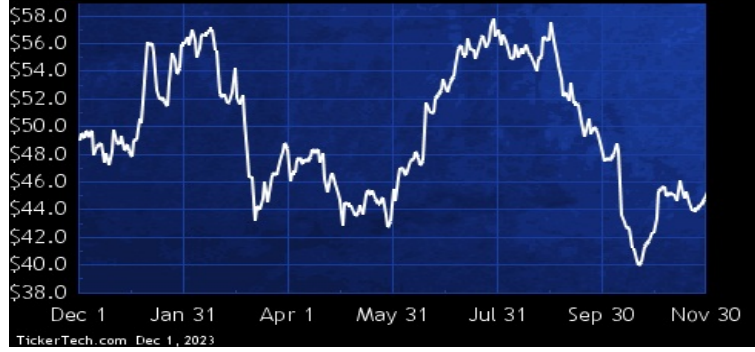
## RS DIVIDEND HISTORY



TickerTech.com Dec 1, 2023

## CMC — 1.4% YIELD

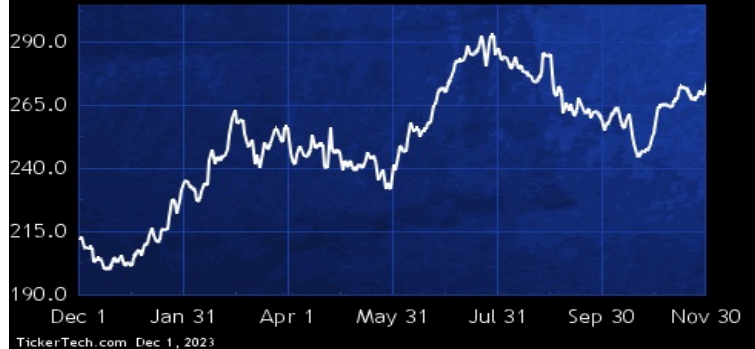
### Commercial Metals Co.



Commercial Metals manufactures, recycles and fabricates steel and metal products and provides related materials and services through a network of facilities that includes its electric arc furnace (EAF) mini mills, its EAF micro mills, its rerolling mill, steel fabrication and processing plants, construction-related product warehouses and metal recycling facilities in the U.S. and Poland. Through its Tensar operations, Co. is a global provider of ground and soil stabilization solutions selling into various national markets through the following primary product lines: Tensar® geogrids and Geopier® foundation systems.

## RS — 1.4% YIELD

### Reliance Steel & Aluminum Co.

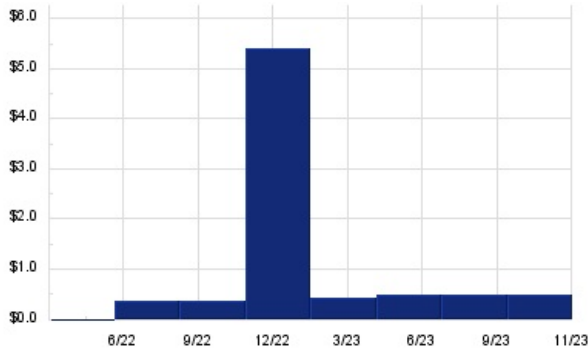


Reliance Steel & Aluminum is a metal solutions provider and a metals service center company in North America (U.S. and Canada). Co. provides metals processing services and distributes a line of metal products, including alloy, aluminum, brass, copper, carbon steel, stainless steel, titanium and specialty steel products, to its customers in a range of industries, including general manufacturing, non-residential construction, transportation, aerospace, energy, electronics and semiconductor fabrication, and heavy industry. Co. also services the auto industry, primarily through its toll processing operations where it processes the metal for a fee, without taking ownership of the metal.

## AMR — KEY STATS

Name:	Alpha Metallurgical Resources Inc
Website:	<a href="http://www.conturaenergy.com">www.conturaenergy.com</a>
Sector:	<u>Non-Precious Metals &amp; Non-Metallic Mining</u>
Number of ETFs Holding AMR:	48 ( <a href="#">see which ones</a> )
Total Market Value Held by ETFs:	\$882,210,409.55
Total Market Capitalization:	\$3,668,000,000
% of Market Cap. Held by ETFs:	24.05%

## AMR DIVIDEND HISTORY

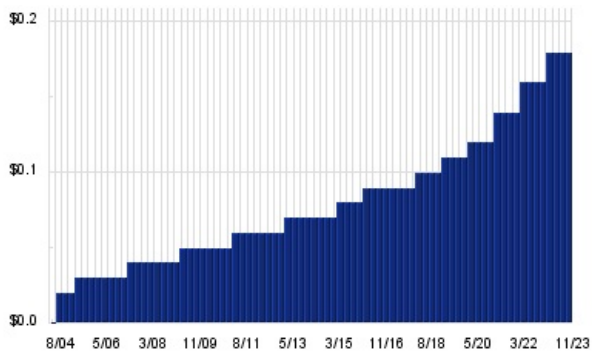


TickerTech.com Dec 1, 2023

## SLGN — KEY STATS

Name:	Silgan Holdings Inc
Stock buyback:	<a href="#">SLGN buyback</a>
Website:	<a href="http://www.silganholdings.com">www.silganholdings.com</a>
Sector:	<u>Metals Fabrication &amp; Products</u>
Number of ETFs Holding SLGN:	63 ( <a href="#">see which ones</a> )
Total Market Value Held by ETFs:	\$690,927,185.95
Total Market Capitalization:	\$4,509,000,000
% of Market Cap. Held by ETFs:	15.32%

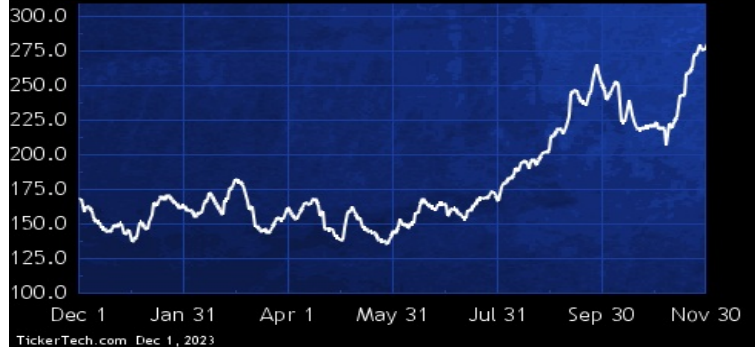
## SLGN DIVIDEND HISTORY



TickerTech.com Dec 1, 2023

## AMR — 0.7% YIELD

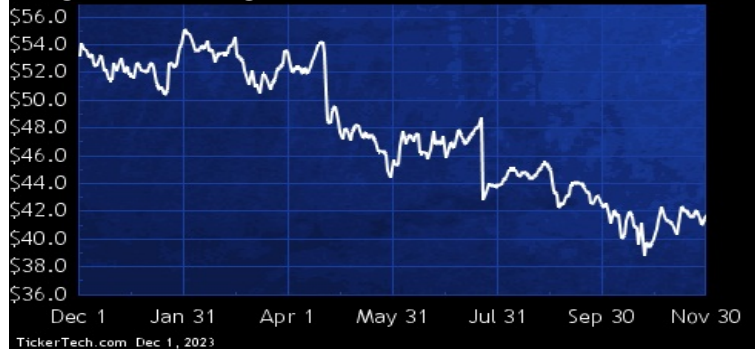
### Alpha Metallurgical Resources Inc



Alpha Metallurgical Resources is a mining company with operations across Virginia and West Virginia. Co. is a supplier of metallurgical products for the steel industry. Co. operates coal mines across the Central Appalachia (CAPP) coal basin. Co.'s portfolio of mining operations consists of underground mines, surface mines and coal preparation plants. Co. produces metallurgical (met) coal, which is shipped to domestic and international steel and coke producers. Co. also produces thermal coal which is primarily sold to the domestic power generation industry. Co.'s Met segment operations consist of met coal mines, including Deep Mine 41, Road Fork 52, Black Eagle, and Lynn Branch.

## SLGN — 1.7% YIELD

### Silgan Holdings Inc

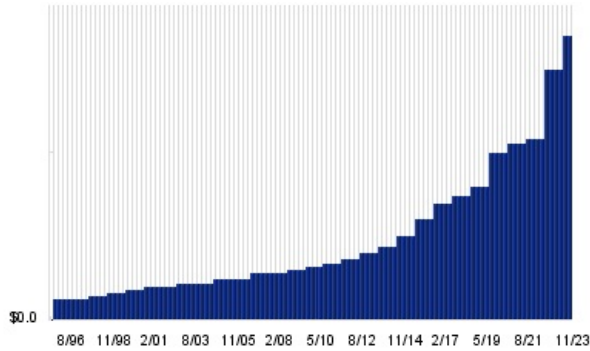


Silgan Holdings is a holding company. Through its subsidiaries, Co. manufactures rigid packaging solutions for consumer goods products. Co.'s three businesses are: dispensing and specialty closures business, which provides a variety of dispensing system solutions, including integrated dispensing packaging solutions, and proprietary metal and plastic specialty closures, as well as capping/sealing equipment and detection systems; metal containers business, which is engaged in the manufacture and sale of steel and aluminum containers; and custom containers business, which produces custom containers from a range of resin materials and provides an array of molding and decorating capabilities.

## CSL — KEY STATS

Name:	Carlisle Companies Inc.
Stock buyback:	<a href="#">CSL buyback</a>
Website:	<a href="http://www.carlisle.com">www.carlisle.com</a>
Sector:	<a href="#">Metals Fabrication &amp; Products</a>
Number of ETFs Holding CSL:	92 ( <a href="#">see which ones</a> )
Total Market Value Held by ETFs:	\$2,727,757,755.75
Total Market Capitalization:	\$13,303,000,000
% of Market Cap. Held by ETFs:	20.50%

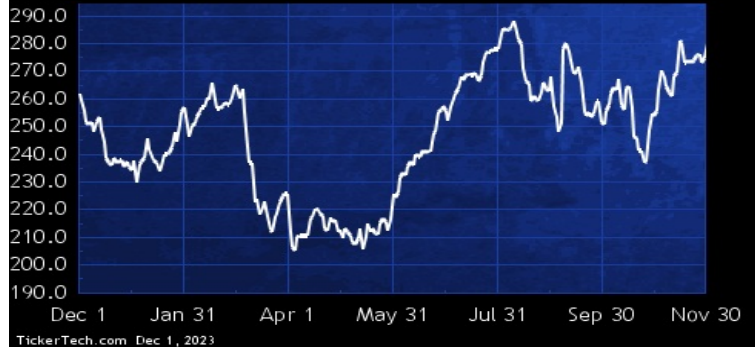
## CSL DIVIDEND HISTORY



TickerTech.com Dec 1, 2023

## CSL — 1.2% YIELD

### Carlisle Companies Inc.

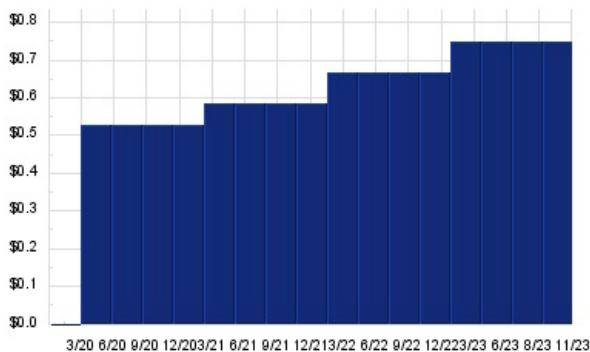


Carlisle Companies manufactures engineered products. Co. operates the following segments: Carlisle Construction Materials, which produces a range of building envelope products for commercial, industrial and residential buildings; Carlisle Interconnect Technologies, which designs and manufactures wire and cable, including optical fiber, for the commercial aerospace, military and defense electronics, medical device, industrial, and test and measurement markets; and Carlisle Fluid Technologies, which designs, manufactures and sells liquid, powder, sealants and adhesives finishing equipment and integrated system solutions for spraying, pumping, mixing, metering and curing a variety of coatings.

## TT — KEY STATS

Name:	Trane Technologies plc
Website:	<a href="http://www.tranetechnologies.com">www.tranetechnologies.com</a>
Sector:	<a href="#">Metals Fabrication &amp; Products</a>
Number of ETFs Holding TT:	103 ( <a href="#">see which ones</a> )
Total Market Value Held by ETFs:	\$6,026,622,004.82
Total Market Capitalization:	\$50,679,000,000
% of Market Cap. Held by ETFs:	11.89%

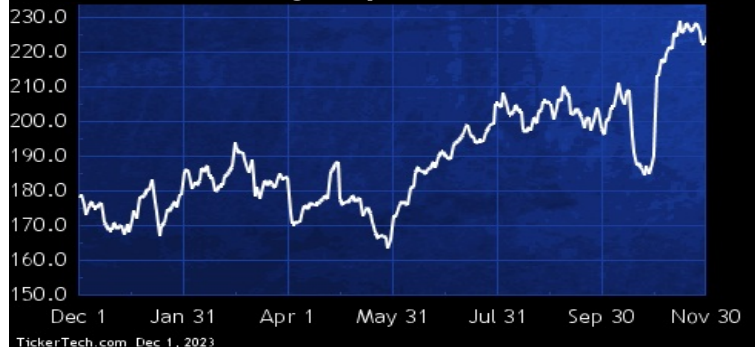
## TT DIVIDEND HISTORY



TickerTech.com Dec 1, 2023

## TT — 1.3% YIELD

### Trane Technologies plc



Trane Technologies designs, manufactures, sells and services a range of climate control solutions for heating, ventilation and air conditioning (HVAC) and transport refrigeration. Co.'s segments are: Americas, which includes commercial heating and cooling systems, building controls, and energy services and solutions, residential heating and cooling, and transport refrigeration systems and solutions in North America and Latin America regions; Europe, Middle East and Africa (EMEA) and Asia Pacific, which include heating and cooling systems, services and solutions for commercial buildings and industrial processing, and transport refrigeration systems and solutions in EMEA and Asia Pacific.



Nothing in Dividend Channel is intended to be investment advice, nor does it represent the opinion of, counsel from, or recommendations by BNK Invest Inc. or any of its affiliates, subsidiaries or partners. None of the information contained herein constitutes a recommendation that any particular security, portfolio, transaction, or investment strategy is suitable for any specific person. All viewers agree that under no circumstances will BNK Invest, Inc., its subsidiaries, partners, officers, employees, affiliates, or agents be held liable for any loss or damage caused by your reliance on information obtained. By visiting, using or viewing this site, you agree to the following [Full Disclaimer & Terms of Service](#). Video widget and dividend videos powered by Market News Video. Quote data delayed at least 20 minutes; data powered by Ticker Technologies, and Mergent. [Contact Dividend Channel](#); [Meet Our Editorial Staff](#).