

10 Dividend Paying Metals Stocks

<http://www.metalschannel.com/>

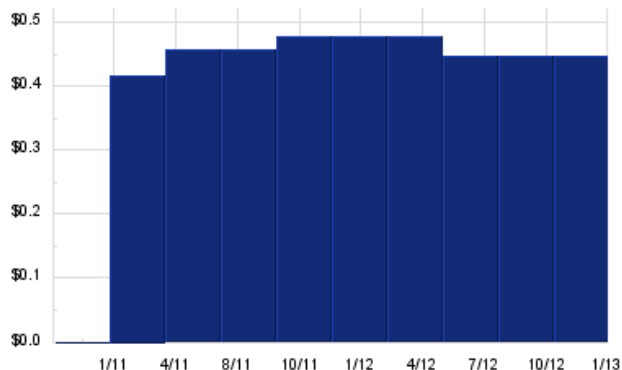
Metals Channel paired our coverage universe of metals stocks, with Dividend Channel's proprietary DividendRank formula, to bring you this list of 10 top ranked dividend paying metals stocks. The DividendRank formula considers a variety of data – dividend history & yield, book value, quarterly earnings – and compares it to the stock's trading data to come up with certain calculations about profitability and about the stock's valuation (whether we think it looks "cheap" or "expensive"). The result is this list of the top most "interesting" ideas that merit further research.



RNO — Key Stats

Name:	Rhino Resource Partners LP
Website:	www.rhinolp.com
Sector:	<u>Metals & Mining</u>
Number of ETFs Holding RNO:	4 (see which ones)
Total Market Value Held by ETFs:	\$1,197,126
Total Market Capitalization:	\$218,000,000
% of Market Cap. Held by ETFs:	0.55%

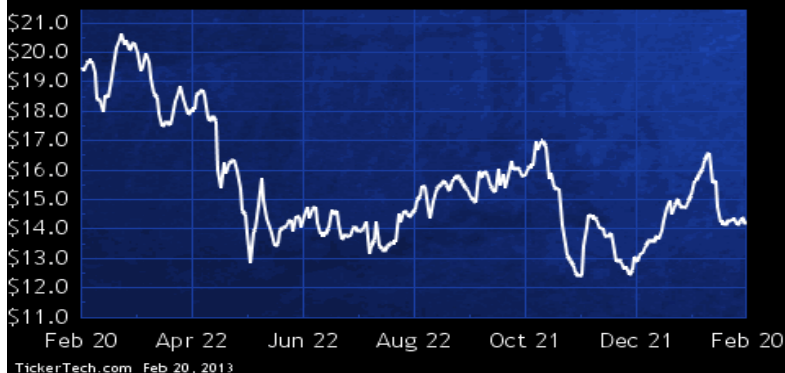
RNO Dividend History



TickerTech.com Feb 20, 2013

RNO — 12.5% Yield

Rhino Resource Partners LP

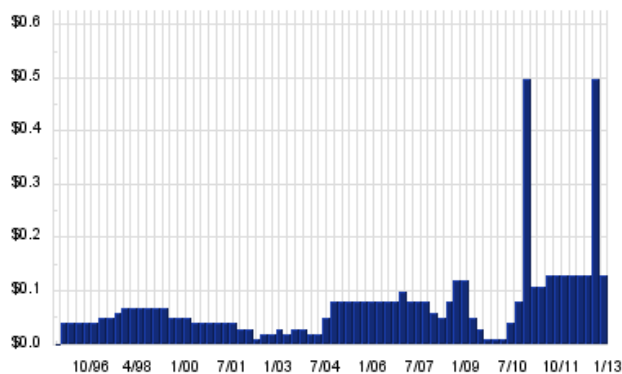


Rhino Resource Partners is engaged in controlling and operating coal properties and investing in other natural resource assets. Co. produces, processes, and sells coal of various steam and metallurgical grades. Co. also mines limestone. In addition to its mining operations, Co. operates several subsidiaries which provide auxiliary services for its coal mining operations. As of Dec 31 2011, Co. controlled an estimated 437.0 million tons of proven and probable reserves. As of Dec 31 2011, Rhino Eastern LLC, a joint venture in which Co. owned a 51% membership interest and for which Co. served as manager, controlled an estimated 43.4 million tons of proven and probable coal reserves.

FRD — Key Stats

Name:	Friedman Industries, Inc.
Website:	www.friedmanindustries.com
Sector:	<u>Non-Precious Metals & Non-Metallic Mining</u>
Number of ETFs Holding FRD:	1 (see which ones)
Total Market Value Held by ETFs:	\$53,851
Total Market Capitalization:	\$78,000,000
% of Market Cap. Held by ETFs:	0.07%

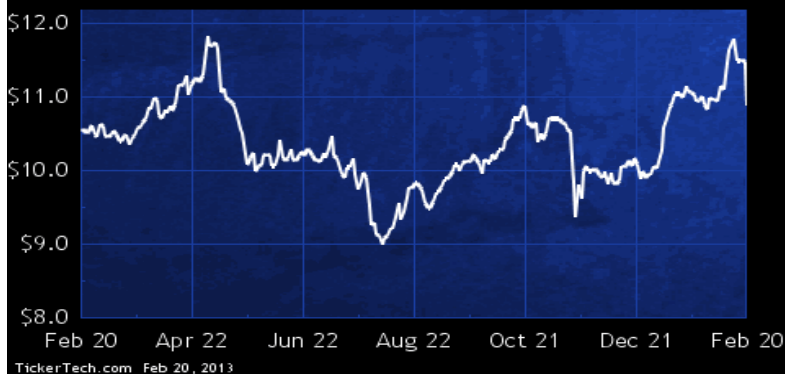
FRD Dividend History



TickerTech.com Feb 20, 2013

FRD — 4.8% Yield

Friedman Industries, Inc.

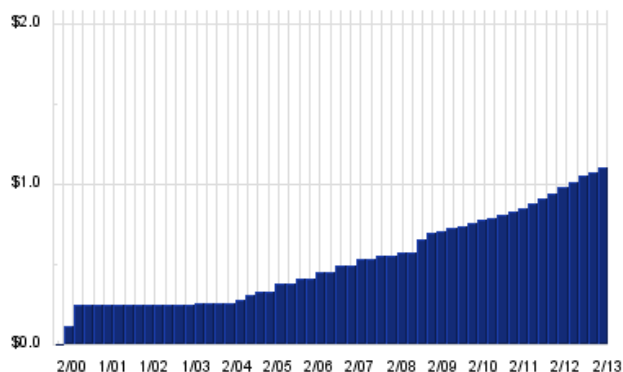


Friedman Industries is engaged in the steel processing, pipe manufacturing and processing and steel and pipe distribution business. Co. operates in two product groups: coil, which involve converting steel coils into flat sheet and plate steel cut to customer specifications and reselling steel coils; and tubular, in which it purchases, processes, manufactures and markets tubular products. Co. provides its coil products and processing services to steel distributors and customers fabricating steel products such as storage tanks, steel buildings, and farm machinery and equipment; and sells its tubular products to customers that include steel and pipe distributors, and piling contractors.

ARLP — Key Stats

Name:	Alliance Resource Partners, L.P.
Website:	www.arlp.com
Sector:	<u>Metals & Mining</u>
Number of ETFs Holding ARLP:	5 (see which ones)
Total Market Value Held by ETFs:	\$6,462,437
Total Market Capitalization:	\$2,307,000,000
% of Market Cap. Held by ETFs:	0.28%

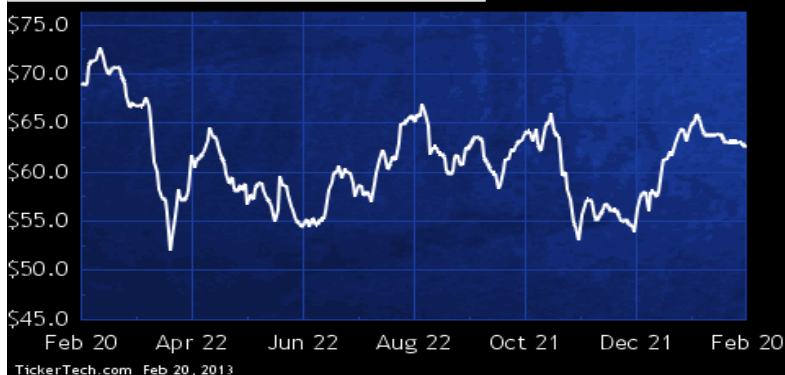
ARLP Dividend History



TickerTech.com Feb 20, 2013

ARLP — 7.1% Yield

Alliance Resource Partners, L.P.

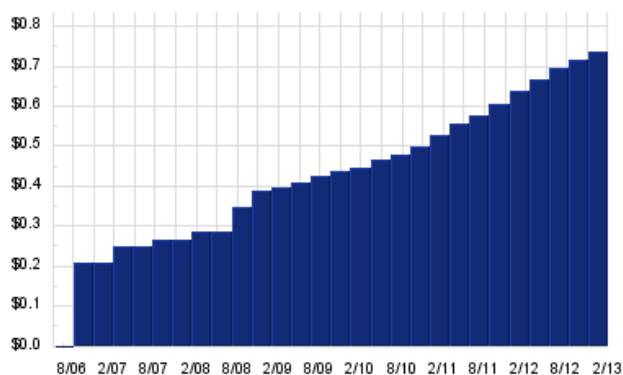


Alliance Resource Partners is a producer and marketer of a range of steam coals with varying sulfur and heat contents primarily to U.S. utilities and industrial users. In addition, Co. develops and markets additional services, which include ash and scrubber sludge removal, coal yard maintenance and arranging alternate transportation services. As of Dec 31 2011, Co. operated 10 underground mining complexes in Illinois, Indiana, Kentucky, Maryland, and West Virginia, including the Tunnel Ridge mine in West Virginia. Also, at such date, Co. had approximately 911.4 million tons of coal reserves in Illinois, Indiana, Kentucky, Maryland, Pennsylvania and West Virginia.

AHGP — Key Stats

Name:	Alliance Holdings Group LP
Website:	www.ahgp.com
Sector:	<u>Metals & Mining</u>
Number of ETFs Holding AHGP:	3 (see which ones)
Total Market Value Held by ETFs:	\$6,612,308
Total Market Capitalization:	\$3,094,000,000
% of Market Cap. Held by ETFs:	0.21%

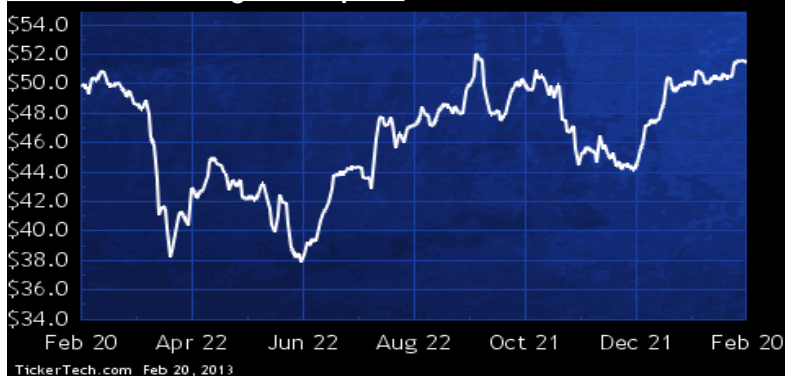
AHGP Dividend History



TickerTech.com Feb 20, 2013

AHGP — 5.8% Yield

Alliance Holdings Group LP

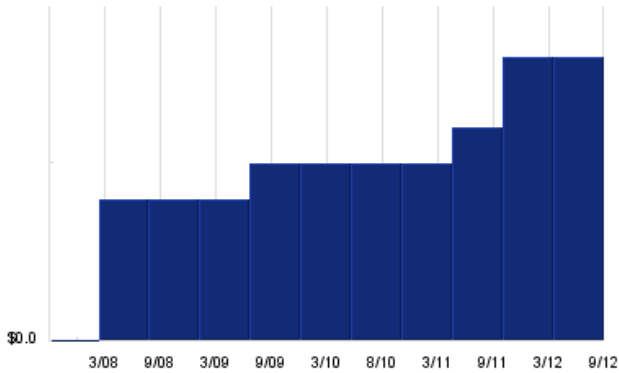


Alliance Holdings Group is a limited partnership. Co. owns 100.0% of the members' interest in Alliance Resource Management GP, LLC, the managing general partner of Alliance Resource Partners, L.P. (ARLP). Co., ARLP, and its subsidiaries (collectively, ARLP Partnership), produces and markets coal. At Dec 31 2011, the ARLP Partnership operated 10 underground mining complexes in Illinois, Indiana, Kentucky, Maryland, and West Virginia, including the Tunnel Ridge mine in West Virginia. The ARLP Partnership also is constructing a new mine in southern Indiana, operate a coal loading terminal on the Ohio River at Mt. Vernon, IN and is developing the White Oak mining complex in southern Illinois.

KGC — Key Stats

Name:	Kinross Gold Corp.
Website:	www.kinross.com
Sector:	Precious Metals
Number of ETFs Holding KGC:	8 (see which ones)
Total Market Value Held by ETFs:	\$349,130,567
Total Market Capitalization:	\$9,106,000,000
% of Market Cap. Held by ETFs:	3.83%

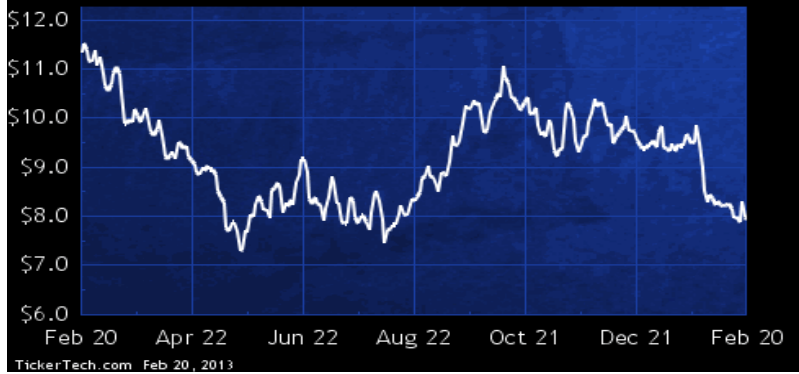
KGC Dividend History



TickerTech.com Feb 20, 2013

KGC — 2.0% Yield

Kinross Gold Corp.

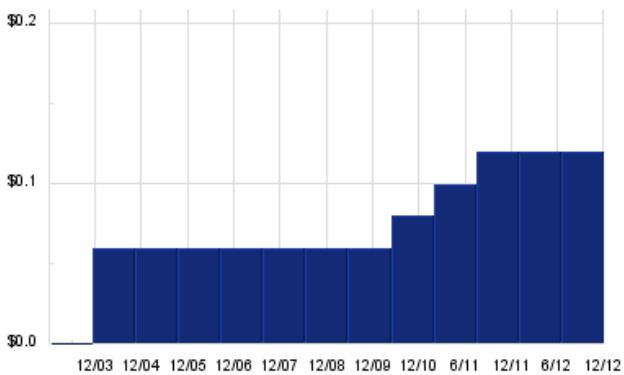


Kinross Gold is engaged in the exploration, acquisition and production of gold and silver mining properties in Canada, the United States, the Russian Federation, Brazil, Ecuador, Chile, Ghana and Mauritania. As of Dec 31 2011, Co.'s proven mineral reserves for gold and silver were 1,381 ounces and 4,688 ounces respectively.

IAG — Key Stats

Name:	IAMGold Corp
Website:	www.iamgold.com
Sector:	Precious Metals
Number of ETFs Holding IAG:	12 (see which ones)
Total Market Value Held by ETFs:	\$187,545,075
Total Market Capitalization:	\$2,978,000,000
% of Market Cap. Held by ETFs:	6.30%

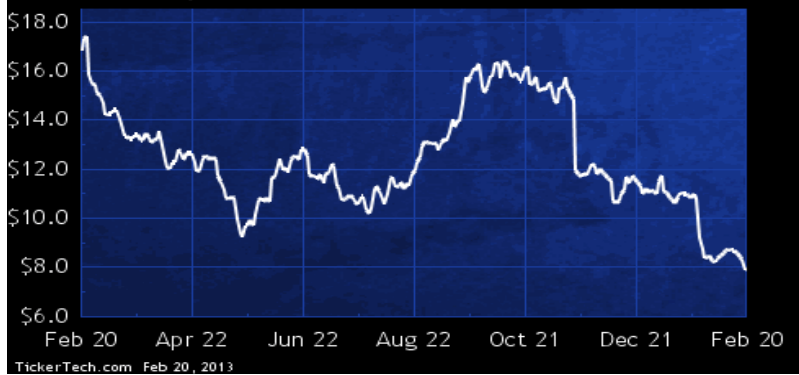
IAG Dividend History



TickerTech.com Feb 20, 2013

IAG — 3.1% Yield

IAMGold Corp

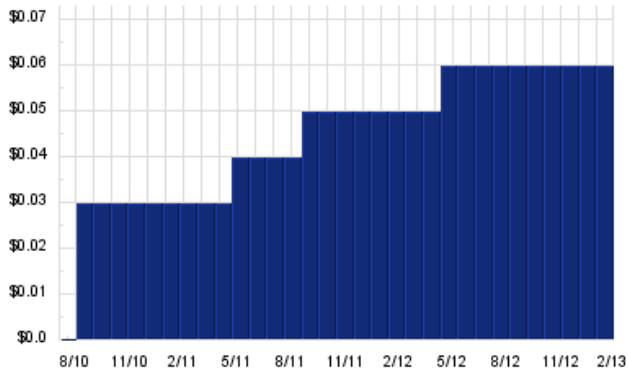


IAMGold is engaged in the exploration for, development and operation of gold mining properties, and the operation of a niobium mine.

GORO — Key Stats

Name:	Gold Resource Corp
Website:	www.goldresourcecorp.com
Sector:	Precious Metals
Number of ETFs Holding GORO:	17 (see which ones)
Total Market Value Held by ETFs:	\$5,663,564
Total Market Capitalization:	\$701,000,000
% of Market Cap. Held by ETFs:	0.81%

GORO Dividend History



TickerTech.com Feb 20, 2013

GORO — 5.5% Yield

Gold Resource Corp

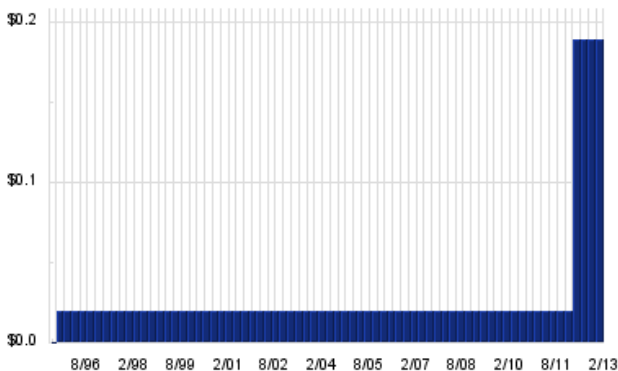


Gold Resource is an exploration stage company engaged in the exploration for and production of gold and silver in Mexico. Co. holds a 100.0% interest in six properties in Mexico's southern State of Oaxaca.

SCHN — Key Stats

Name:	Schnitzer Steel Industries, Inc.
Website:	www.schnitzersteel.com
Sector:	Non-Precious Metals & Non-Metallic Mining
Number of ETFs Holding SCHN:	32 (see which ones)
Total Market Value Held by ETFs:	\$49,815,513
Total Market Capitalization:	\$799,000,000
% of Market Cap. Held by ETFs:	6.23%

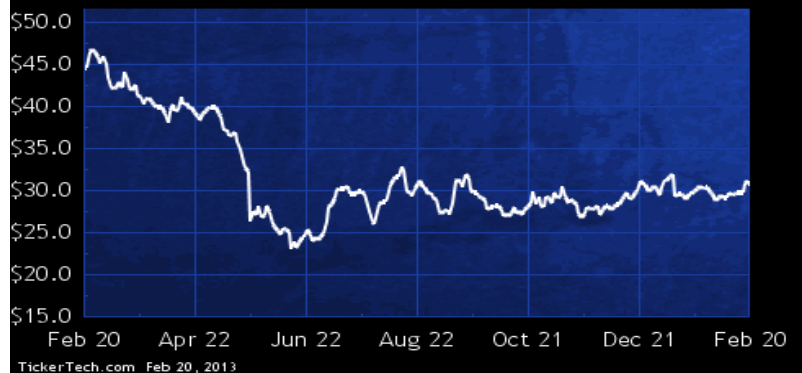
SCHN Dividend History



TickerTech.com Feb 20, 2013

SCHN — 2.5% Yield

Schnitzer Steel Industries, Inc.

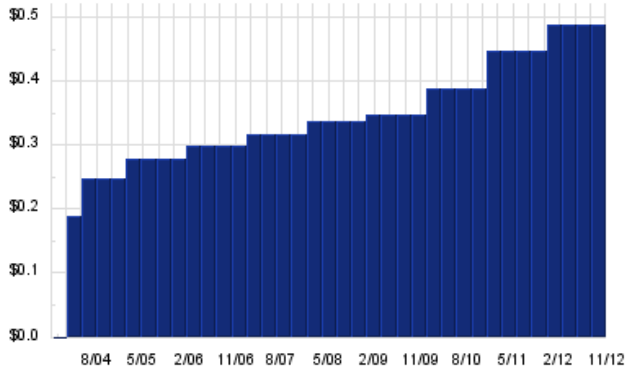


Schnitzer Steel Industries operates through three segments: the Metals Recycling Business, which buys, collects, processes, recycles, sells and brokers ferrous scrap metal and nonferrous scrap metal; the Auto Parts Business, which procures used and salvaged vehicles and sells serviceable used auto parts from these vehicles through its self-service auto parts stores; and the Steel Manufacturing Business (SMB), which operates a steel mini-mill that produces a range of finished steel products using recycled metal and other raw materials. SMB produces semi-finished goods (billets) and finished goods, consisting of rebar, coiled rebar, wire rod, merchant bar and other products.

CMP — Key Stats

Name:	Compass Minerals International Inc
Website:	www.compassminerals.com
Sector:	Metals & Mining
Number of ETFs Holding CMP:	50 (see which ones)
Total Market Value Held by ETFs:	\$159,126,065
Total Market Capitalization:	\$2,487,000,000
% of Market Cap. Held by ETFs:	6.40%

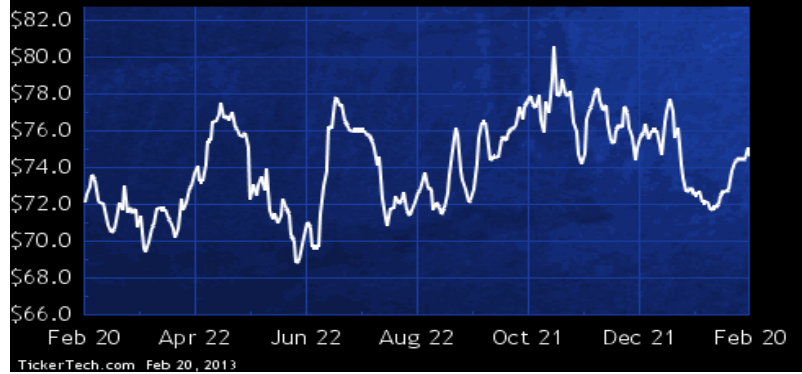
CMP Dividend History



TickerTech.com Feb 20, 2013

CMP — 2.9% Yield

Compass Minerals International Inc

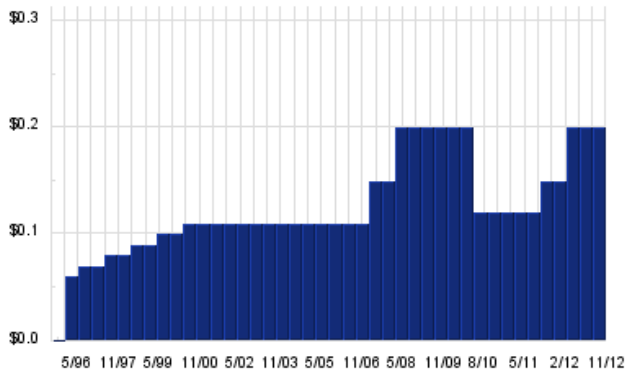


Compass Minerals International, through its subsidiaries, is a producer of minerals, including salt, sulfate of potash specialty fertilizer and magnesium chloride. Co. provides highway deicing salt to customers in North America and the U.K. and specialty fertilizer to growers and fertilizer distributors worldwide. Co. also produces and markets consumer deicing and water conditioning products, ingredients used in consumer and commercial food preparation, and other mineral-based products for consumer, agricultural and industrial applications. In the U.K., Co. operates a records management business utilizing excavated areas of its Winsford salt mine with two other locations in London, England.

ABX — Key Stats

Name:	Barrick Gold Corp.
Website:	www.barrick.com
Sector:	Precious Metals
Number of ETFs Holding ABX:	10 (see which ones)
Total Market Value Held by ETFs:	\$973,013,027
Total Market Capitalization:	\$31,650,000,000
% of Market Cap. Held by ETFs:	3.07%

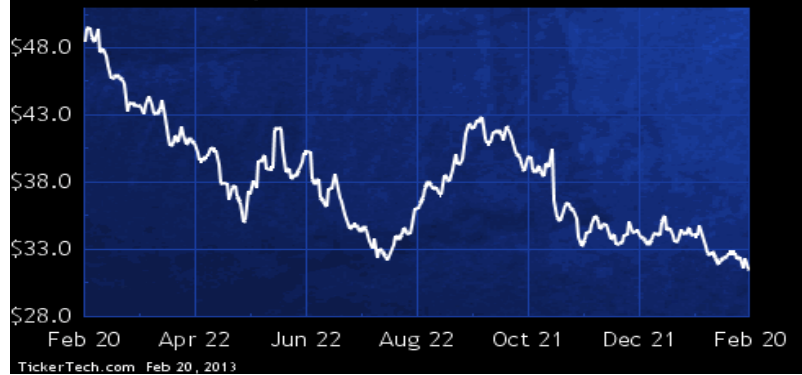
ABX Dividend History



TickerTech.com Feb 20, 2013

ABX — 2.5% Yield

Barrick Gold Corp.



Barrick Gold is engaged in the production and sale of gold, as well as related activities such as exploration and mine development. Co. also produces copper and hold interests in oil and gas properties located in Canada. Co.'s mining operations are concentrated in three regional business units: North America, South America and Australia Pacific. Co. also hold a 73.9% equity interest in African Barrick Gold plc that owns gold mines and exploration properties in Africa. Co.'s copper business unit contains producing copper mines located in Chile and Zambia; and a mine under construction located in Saudi Arabia.



Nothing in Dividend Channel is intended to be investment advice, nor does it represent the opinion of, counsel from, or recommendations by BNK Invest Inc. or any of its affiliates, subsidiaries or partners. None of the information contained herein constitutes a recommendation that any particular security, portfolio, transaction, or investment strategy is suitable for any specific person. All viewers agree that under no circumstances will BNK Invest, Inc., its subsidiaries, partners, officers, employees, affiliates, or agents be held liable for any loss or damage caused by your reliance on information obtained. By visiting, using or viewing this site, you agree to the following [Full Disclaimer & Terms of Service](#). Video widget and dividend videos powered by Market News Video. Quote data delayed at least 20 minutes; [data powered by Ticker Technologies](#), and Mergent. [Contact Dividend Channel](#); [Meet Our Editorial Staff](#).