

10 Dividend Paying Metals Stocks

<http://www.metalschannel.com/>

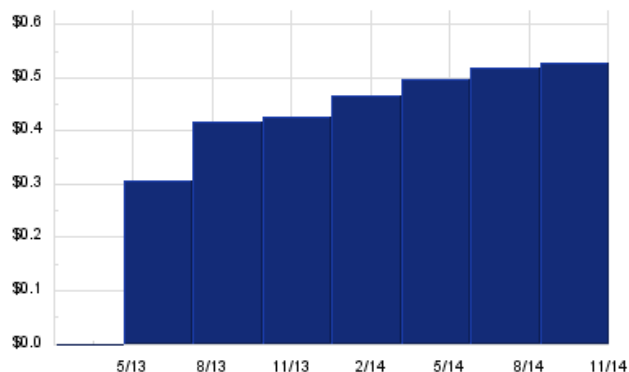
Metals Channel paired our coverage universe of metals stocks, with Dividend Channel's proprietary DividendRank formula, to bring you this list of 10 top ranked dividend paying metals stocks. The DividendRank formula considers a variety of data – dividend history & yield, book value, quarterly earnings – and compares it to the stock's trading data to come up with certain calculations about profitability and about the stock's valuation (whether we think it looks "cheap" or "expensive"). The result is this list of the top most "interesting" ideas that merit further research.



SXCP — Key Stats

Name:	SunCoke Energy Partners LP
Website:	www.sxcpartners.com
Sector:	Metals Fabrication & Products
Number of ETFs Holding SXCP:	1 (see which ones)
Total Market Value Held by ETFs:	\$70,775
Total Market Capitalization:	\$544,000,000
% of Market Cap. Held by ETFs:	0.01%

SXCP Dividend History



TickerTech.com Feb 5, 2015

SXCP — 8.7% Yield

SunCoke Energy Partners LP

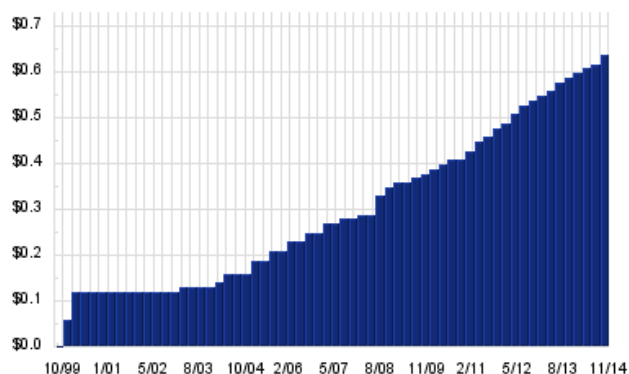


SunCoke Energy Partners manufactures coke used in the blast furnace production of steel. Co.'s cokemaking ovens utilizes heat recovery technology designed to combust the coal's volatile components liberated during the cokemaking process and use the resulting heat to create steam or electricity for sale. Co. has two segments: Domestic Coke, which consists of its Haverhill Coke Company LLC and Middletown Coke Company, LLC cokemaking and heat recovery operations located in Franklin Furnace, OH and Middletown, OH, respectively; and Coal Logistics, which consists of its coal handling and blending service operations in East Chicago, IN; Ceredo, WV; Belle, WV; and Catlettsburg, KY.

ARLP — Key Stats

Name:	Alliance Resource Partners LP
Website:	www.arlp.com
Sector:	Metals & Mining
Number of ETFs Holding ARLP:	7 (see which ones)
Total Market Value Held by ETFs:	\$25,734,055
Total Market Capitalization:	\$2,766,000,000
% of Market Cap. Held by ETFs:	0.93%

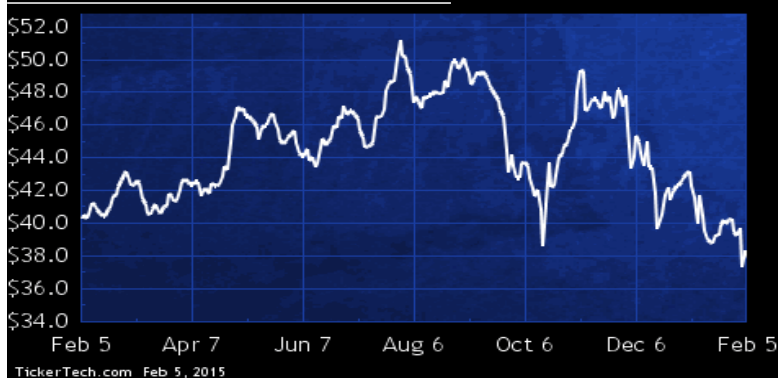
ARLP Dividend History



TickerTech.com Feb 5, 2015

ARLP — 6.9% Yield

Alliance Resource Partners LP

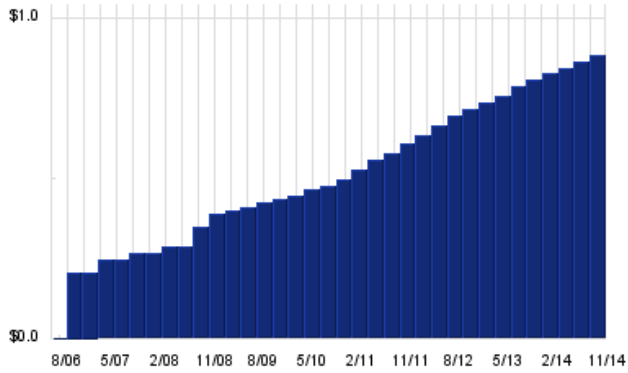


Alliance Resource Partners is a producer and marketer of a range of steam coals with varying sulfur and heat contents primarily to U.S. utilities and industrial users. In addition, Co. develops and markets additional services, which include ash and scrubber sludge removal, coal yard maintenance and arranging alternate transportation services. As of Dec 31 2013, Co. operated 10 underground mining complexes in Illinois, Indiana, Kentucky, Maryland, and West Virginia. Also, at Dec 31 2013, Co. had approximately 1.10 billion tons of coal reserves in Illinois, Indiana, Kentucky, Maryland and West Virginia.

AHGP — Key Stats

Name:	Alliance Holdings Group LP
Website:	www.ahgp.com
Sector:	<u>Metals & Mining</u>
Number of ETFs Holding AHGP:	6 (see which ones)
Total Market Value Held by ETFs:	\$12,968,237
Total Market Capitalization:	\$3,382,000,000
% of Market Cap. Held by ETFs:	0.38%

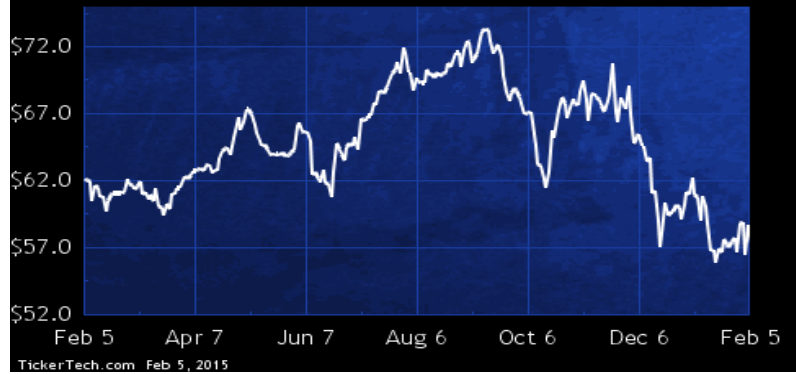
AHGP Dividend History



TickerTech.com Feb 5, 2015

AHGP — 6.4% Yield

Alliance Holdings Group LP

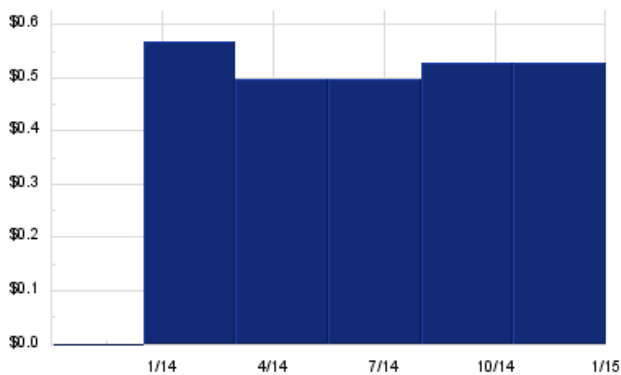


Alliance Holdings Group is a limited partnership. Co. owns 100% of the members' interest in Alliance Resource Management GP, LLC, the managing general partner of Alliance Resource Partners, L.P. (ARLP). Co., ARLP, and its subsidiaries (collectively, ARLP Partnership), produce and market coal primarily to U.S. utilities and industrial users. The ARLP Partnership's mining activities are conducted in three geographic regions: Illinois Basin, with mining operations located in western Kentucky, southern Illinois and southern Indiana; Central Appalachian, with mining operations located in eastern Kentucky; and Northern Appalachian, with mining operations located in Maryland and West Virginia.

OCIR — Key Stats

Name:	OCI Resources LP
Website:	www.ociresources.com
Sector:	<u>Metals & Mining</u>
Number of ETFs Holding OCIR:	2 (see which ones)
Total Market Value Held by ETFs:	\$139,361
Total Market Capitalization:	\$234,000,000
% of Market Cap. Held by ETFs:	0.06%

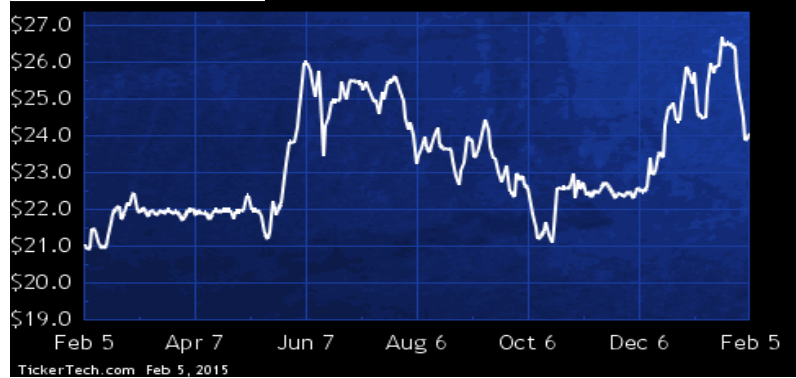
OCIR Dividend History



TickerTech.com Feb 5, 2015

OCIR — 8.8% Yield

OCI Resources LP

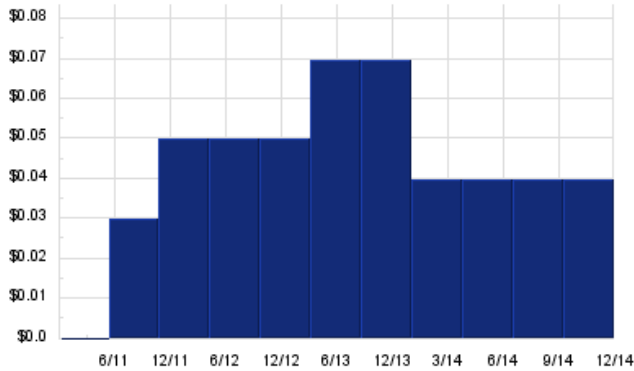


OCI Resources operates the trona ore mining and soda ash production business of its subsidiary, OCI Wyoming, L.P. (OCI Wyoming). Co. owns a controlling 40.98% general partner interest and 10.02% limited partner interest in OCI Wyoming. Trona is a soft mineral and consists primarily of sodium carbonate, or soda ash, sodium bicarbonate and water. Co. processes trona ore into soda ash, which is a raw material in flat glass, container glass, detergents, chemicals, paper and other consumer and industrial products. As of Dec 31 2013, Co. had estimated proven and probable reserves of approximately 263.1 million short tons of trona, which is equivalent to 143.3 million short tons of soda ash.

NSU — Key Stats

Name:	Nevsun Resources Ltd.
Website:	www.nevsun.com
Sector:	Precious Metals
Number of ETFs Holding NSU:	3 (see which ones)
Total Market Value Held by ETFs:	\$1,084,793
Total Market Capitalization:	\$712,000,000
% of Market Cap. Held by ETFs:	0.15%

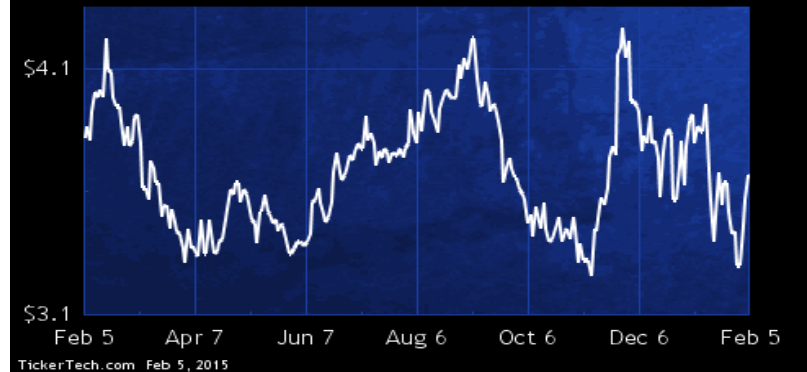
NSU Dividend History



TickerTech.com Feb 5, 2015

NSU — 4.4% Yield

Nevsun Resources Ltd.

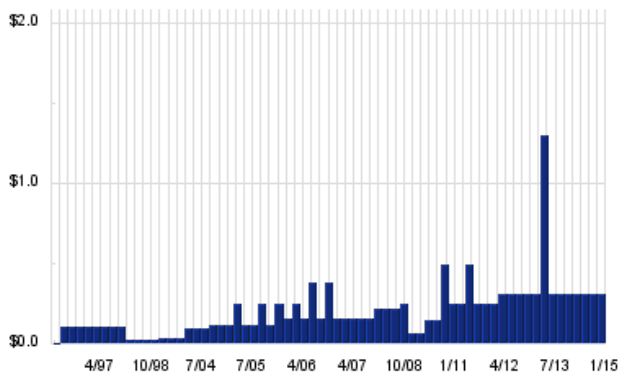


Nevsun Resources is engaged in the acquisition, exploration, development, extraction and production of gold and base metals mineral resources in Africa.

FCX — Key Stats

Name:	Freeport-McMoRan Inc
Website:	www.fcx.com
Sector:	Non-Precious Metals & Non-Metallic Mining
Number of ETFs Holding FCX:	77 (see which ones)
Total Market Value Held by ETFs:	\$808,344,972
Total Market Capitalization:	\$18,133,000,000
% of Market Cap. Held by ETFs:	4.46%

FCX Dividend History



TickerTech.com Feb 4, 2015

FCX — 6.8% Yield

Freeport-McMoRan Inc

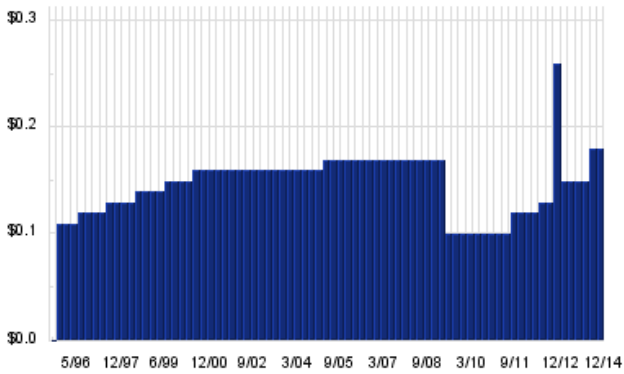


Freeport-McMoRan is a mining company. Co.'s portfolio of assets includes the Grasberg minerals district in Indonesia, mining operations in North and South America, the Tenke Fungurume minerals district in the Democratic Republic of Congo and oil and natural gas assets in North America. Co.'s products include copper concentrates, cathode and continuous cast copper rod; gold; molybdenum and molybdenum-based chemicals; cobalt hydroxide and silver; and oil and gas. At Dec 31 2013, Co. had consolidated recoverable proven and probable reserves of 111.20 billion pounds of copper, 31.3 million ounces of gold, 3.26 billion pounds of molybdenum, and 308.5 million ounces of silver.

WOR — Key Stats

Name:	Worthington Industries, Inc.
Website:	www.worthingtonindustries.com
Sector:	<u>Non-Precious Metals & Non-Metallic Mining</u>
Number of ETFs Holding WOR:	45 (see which ones)
Total Market Value Held by ETFs:	\$116,679,177
Total Market Capitalization:	\$2,004,000,000
% of Market Cap. Held by ETFs:	5.82%

WOR Dividend History

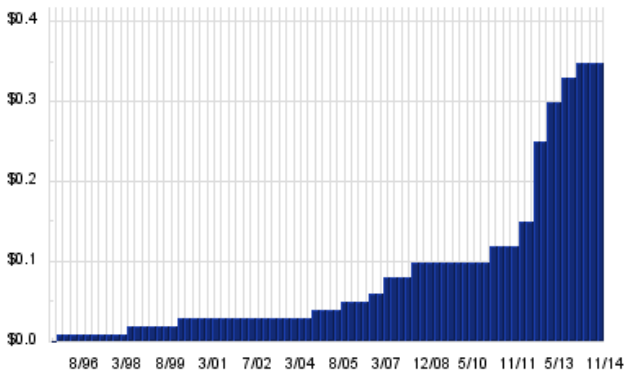


TickerTech.com Feb 5, 2015

RS — Key Stats

Name:	Reliance Steel & Aluminum Co.
Website:	www.rsac.com
Sector:	<u>Non-Precious Metals & Non-Metallic Mining</u>
Number of ETFs Holding RS:	48 (see which ones)
Total Market Value Held by ETFs:	\$248,576,002
Total Market Capitalization:	\$4,113,000,000
% of Market Cap. Held by ETFs:	6.04%

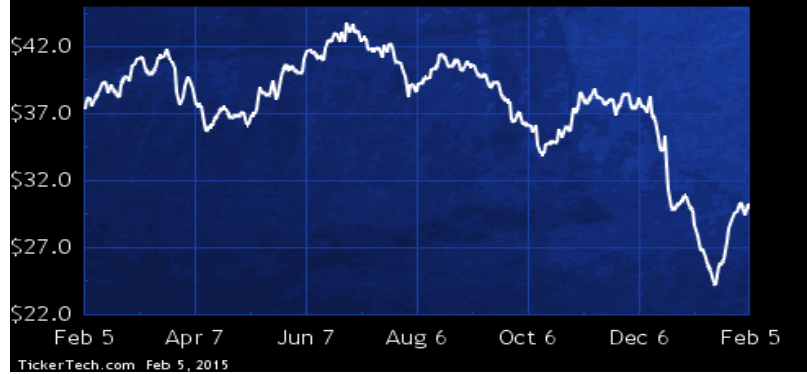
RS Dividend History



TickerTech.com Feb 5, 2015

WOR — 2.4% Yield

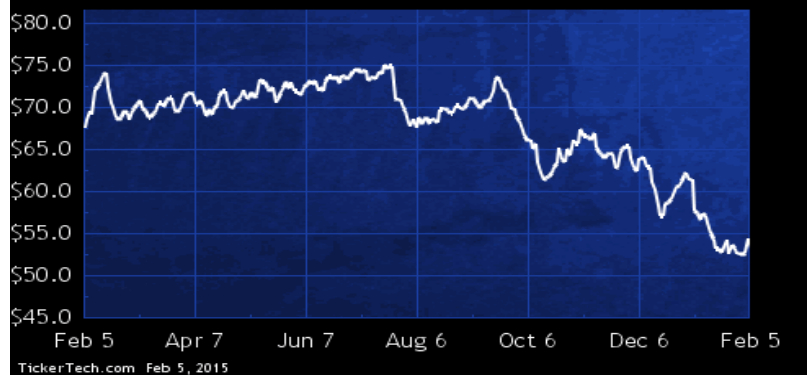
Worthington Industries, Inc.



Worthington Industries is a metals manufacturing company, focused on steel processing and manufactured metal products. Co.'s operations include three business segments: Steel Processing, which consists of the Worthington Steel business unit, and includes Precision Specialty Metals, Inc., a stainless processor, and Spartan Steel Coating, LLC that operates a cold-rolled hot dipped galvanizing line; Pressure Cylinders, which consists of the Worthington Cylinders business unit and includes India-based Worthington Nitin Cylinders Limited that manufactures high-pressure steel cylinders; as well as Engineered Cabs, which consists of the Worthington Industries Engineered Cabs business unit.

RS — 2.6% Yield

Reliance Steel & Aluminum Co.

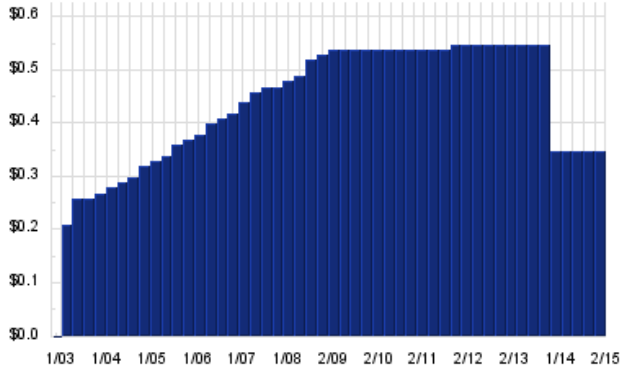


Reliance Steel & Aluminum is a metals service center company. Co.'s network of metals service centers operates in more than 290 locations in 39 states in the U.S., and in ten other countries (Australia, Belgium, Canada, China, Malaysia, Mexico, Singapore, South Korea, the United Arab Emirates and the U.K.). Through this network, Co. provides metals processing services and distributes metal products, including alloy, aluminum, brass, copper, carbon steel, stainless steel, titanium and steel products, to manufacturers and end-users in the general manufacturing, non-residential construction, transportation, aerospace, energy, electronics and semiconductor fabrication and related industries.

NRP — Key Stats

Name:	Natural Resources Partners L.P.
Sector:	Metals & Mining
Number of ETFs Holding NRP:	6 (see which ones)
Total Market Value Held by ETFs:	\$9,702,947
Total Market Capitalization:	\$1,135,000,000
% of Market Cap. Held by ETFs:	0.85%

NRP Dividend History



TickerTech.com Feb 5, 2015

NRP — 15.6% Yield

Natural Resources Partners L.P.

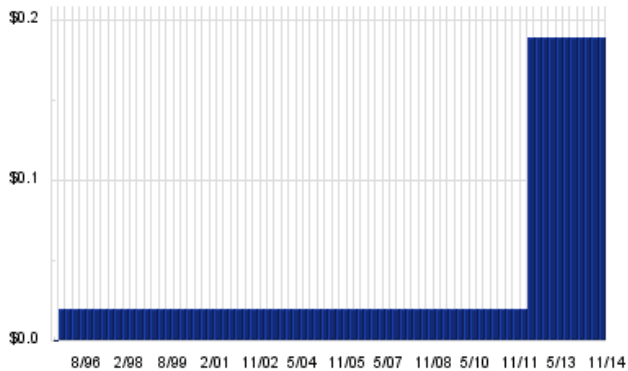


Natural Resource Partners is engaged in the business of owning, managing and leasing mineral properties in the U.S. Co. owns coal reserves in three U. S. coal-producing regions: Appalachia, the Illinois Basin and the Western U. S., as well as lignite reserves in the Gulf Coast region. As of Dec 31 2013, Co. owned or controlled approximately 2.33 billion tons of proven and probable coal reserves, and approximately 500.0 million tons of aggregate reserves in a number of states across the country. Co. does not operate any mines, but leases its reserves to mine operators under leases that grant the operators the right to mine and sell Co.'s coal reserves in exchange for royalty payments.

SCHN — Key Stats

Name:	Schnitzer Steel Industries, Inc.
Website:	www.schnitzersteel.com
Sector:	Non-Precious Metals & Non-Metallic Mining
Number of ETFs Holding SCHN:	24 (see which ones)
Total Market Value Held by ETFs:	\$20,498,614
Total Market Capitalization:	\$438,000,000
% of Market Cap. Held by ETFs:	4.68%

SCHN Dividend History



TickerTech.com Feb 5, 2015

SCHN — 4.4% Yield

Schnitzer Steel Industries, Inc.



Schnitzer Steel Industries is a recycler of ferrous and nonferrous scrap metal, used and salvaged vehicles and a manufacturer of finished steel products. Co. operates through three segments: the Metals Recycling Business, which buys, collects, processes, recycles, sells and brokers ferrous scrap metal and nonferrous scrap metal; the Auto Parts Business, which procures used and salvaged vehicles and sells serviceable used auto parts from these vehicles through its self-service auto parts stores; and the Steel Manufacturing Business, which operates a steel mini-mill that produces a range of finished steel products using recycled metal and other raw materials.

 **METALS Channel**

 **Dividend Channel**

Nothing in Dividend Channel is intended to be investment advice, nor does it represent the opinion of, counsel from, or recommendations by BNK Invest Inc. or any of its affiliates, subsidiaries or partners. None of the information contained herein constitutes a recommendation that any particular security, portfolio, transaction, or investment strategy is suitable for any specific person. All viewers agree that under no circumstances will BNK Invest, Inc., its subsidiaries, partners, officers, employees, affiliates, or agents be held liable for any loss or damage caused by your reliance on information obtained.

By visiting, using or viewing this site, you agree to the following [Full Disclaimer & Terms of Service](#). Video widget and dividend videos powered by Market News Video. Quote data delayed at least 20 minutes; [data powered by Ticker Technologies](#), and Mergent. [Contact Dividend Channel](#); [Meet Our Editorial Staff](#).