

## 10 Dividend Paying Metals Stocks

<http://www.metalschannel.com/>

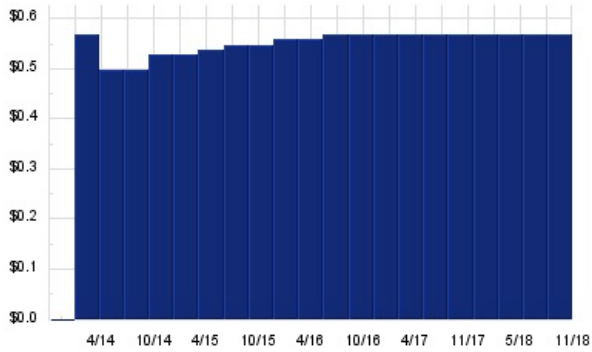
Metals Channel paired our coverage universe of metals stocks, with Dividend Channel's proprietary DividendRank formula, to bring you this list of 10 top ranked dividend paying metals stocks. The DividendRank formula considers a variety of data – dividend history & yield, book value, quarterly earnings – and compares it to the stock's trading data to come up with certain calculations about profitability and about the stock's valuation (whether we think it looks "cheap" or "expensive"). The result is this list of the top most "interesting" ideas that merit further research.



## CINR — KEY STATS

Name: Ciner Resources LP  
 Website: [www.ociresources.com](http://www.ociresources.com)  
 Sector: [Metals & Mining](#)

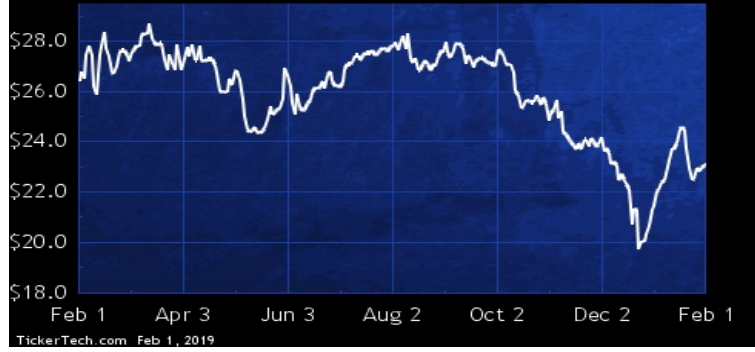
## CINR DIVIDEND HISTORY



TickerTech.com Feb 1, 2019

## CINR — 9.8% YIELD

### Ciner Resources LP

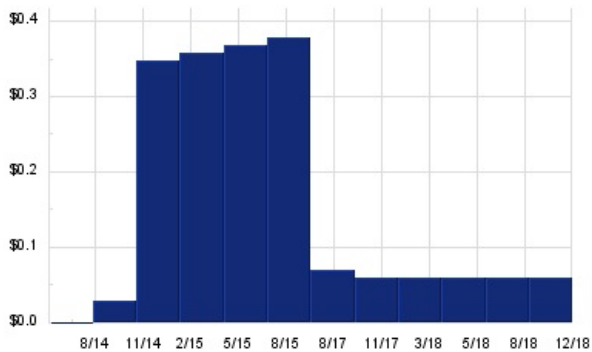


Ciner Resources, as of Dec 31 2017, owned a controlling interest comprised of 51.0% membership interest in Ciner Wyoming LLC (Ciner Wyoming). Ciner Wyoming is a producer of soda ash, serving a global market from Co.'s facility in the Green River Basin of Wyoming. Trona, a soft mineral, is also known as sodium sesquicarbonate and consists primarily of sodium carbonate, or soda ash, sodium bicarbonate and water. Co. processes trona ore into soda ash, which is a raw material in flat glass, container glass, detergents, chemicals, paper, and other consumer and industrial products.

## FELP — KEY STATS

Name: Foresight Energy LP  
 Website: [www.foresight.com](http://www.foresight.com)  
 Sector: [Metals & Mining](#)

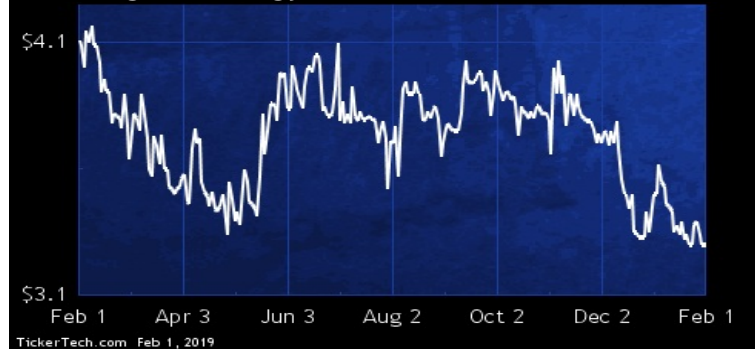
## FELP DIVIDEND HISTORY



TickerTech.com Feb 1, 2019

## FELP — 6.8% YIELD

### Foresight Energy LP

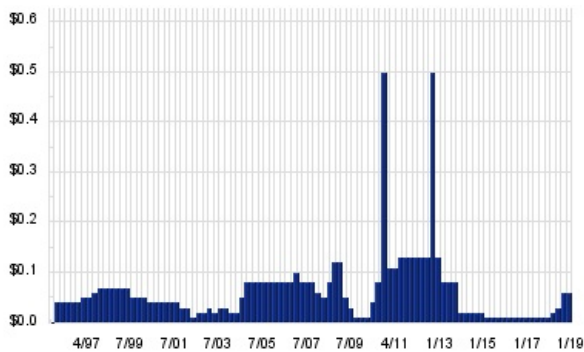


Foresight Energy is engaged in mining and marketing coal from reserves and operations located in the Illinois Basin. Co. controlled 2.1 billion tons of proven and probable coal in the state of Illinois at Dec 31 2017. As of Dec 31 2017, Co. owned four mining complexes where it can operate four longwall mines and one continuous miner operation. Co. markets and sells its coal primarily to electric utility and industrial companies in the eastern half of the U.S. and the international market. Co. sells the majority of its domestic tonnages to electric utilities with installed pollution control devices.

## FRD — KEY STATS

Name:	Friedman Industries, Inc.
Website:	<a href="http://www.friedmanindustries.com">www.friedmanindustries.com</a>
Sector:	<u>Non-Precious Metals &amp; Non-Metallic Mining</u>
Number of ETFs Holding FRD:	3 ( <a href="#">see which ones</a> )
Total Market Value Held by ETFs:	\$189,903
Total Market Capitalization:	\$53,000,000
% of Market Cap. Held by ETFs:	0.36%

## FRD DIVIDEND HISTORY

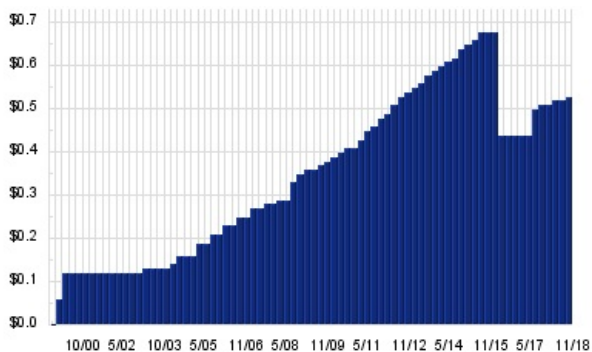


TickerTech.com Feb 1, 2019

## ARLP — KEY STATS

Name:	Alliance Resource Partners LP
Website:	<a href="http://www.arlp.com">www.arlp.com</a>
Sector:	<u>Metals &amp; Mining</u>
Number of ETFs Holding ARLP:	8 ( <a href="#">see which ones</a> )
Total Market Value Held by ETFs:	\$32,576,570.47
Total Market Capitalization:	\$2,532,000,000
% of Market Cap. Held by ETFs:	1.29%

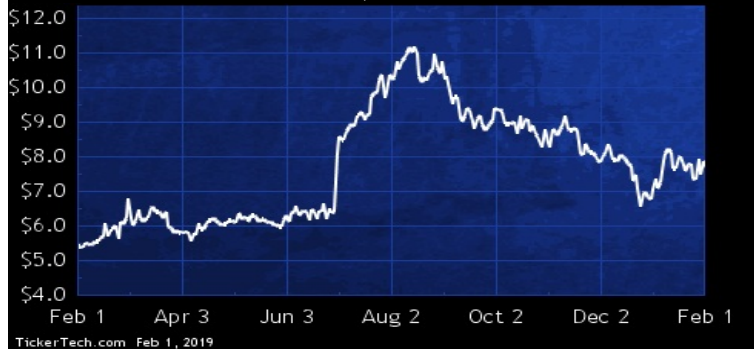
## ARLP DIVIDEND HISTORY



TickerTech.com Feb 1, 2019

## FRD — 3.1% YIELD

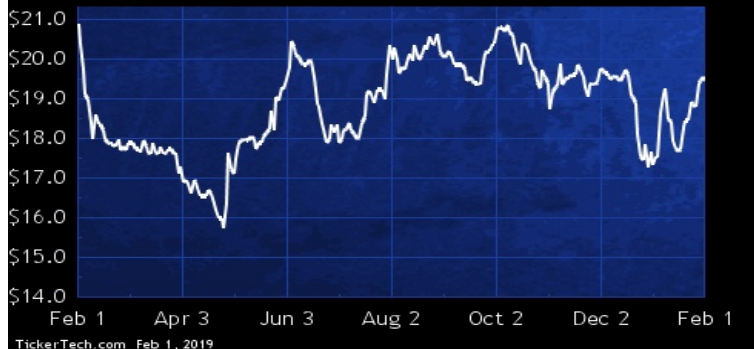
### Friedman Industries, Inc.



Friedman Industries manufactures and processes steel products and operates in two segments; coil products and tubular products. The coil product segment consists of the operation of hot-roll coil processing facilities. This segment sells its prime grade inventory under the Friedman Industries name but also maintains an inventory of non-standard coil products, consisting of mill secondary and excess prime coils. The tubular product segment consists of Co.'s Texas Tubular Products division (TTP), which operates electric resistance welded pipe mills. TTP has a pipe finishing facility that threads and couples oil country tubular goods and performs other services in the pipe finishing process.

## ARLP — 10.9% YIELD

### Alliance Resource Partners LP

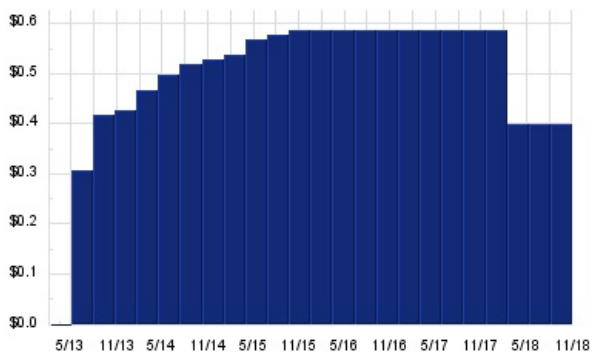


Alliance Resource Partners is a producer and marketer of coal to U.S. utilities and industrial users. Co. produces a range of steam coal with varying sulfur and heat contents. As of Dec 31 2016, Co. operated eight underground mining complexes in Illinois, Indiana, Kentucky, Maryland and West Virginia. Co. also operates a coal loading terminal on the Ohio River at Mt. Vernon, IN. Co.'s mining activities are conducted in two geographic regions referred to in the coal industry as the Illinois Basin and Appalachian regions. Also, at Dec 31 2016, Co. had approximately 1.76 billion tons of proven and probable coal reserves in Illinois, Indiana, Kentucky, Maryland, Pennsylvania and West Virginia.

## SXCP — KEY STATS

Name:	SunCoke Energy Partners LP
Stock buyback:	<a href="#">SXCP buyback</a>
Website:	<a href="http://www.suncoke.com">www.suncoke.com</a>
Sector:	<a href="#">Metals Fabrication &amp; Products</a>
Number of ETFs Holding SXCP:	1 ( <a href="#">see which ones</a> )
Total Market Value Held by ETFs:	\$1,786,792
Total Market Capitalization:	\$625,000,000
% of Market Cap. Held by ETFs:	0.29%

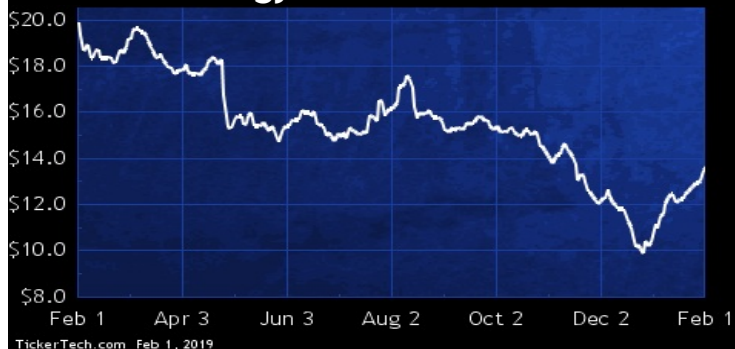
## SXCP DIVIDEND HISTORY



TickerTech.com Feb 1, 2019

## SXCP — 11.7% YIELD

### SunCoke Energy Partners LP

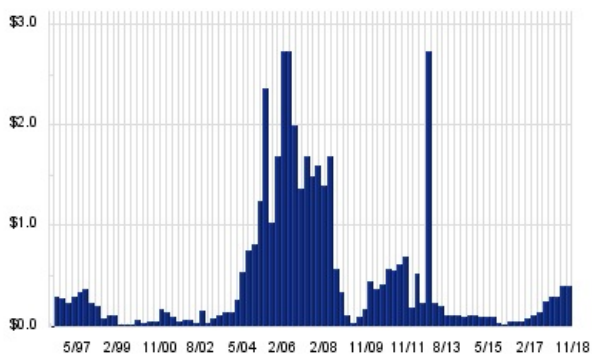


SunCoke Energy Partners primarily produces coke used in the blast furnace production of steel. Co. also provides handling and/or mixing services to steel, coke, electric utility, coal producing and other manufacturing based customers. Co. has two segments: Domestic Coke and Logistics. Domestic Coke segment consists of Co.'s cokemaking and heat recovery operations located in Franklin Furnace, OH; Middletown, OH; and Granite City, IL. Logistics segment consists of Co.'s handling and/or mixing services in Convent, LA; Ceredo and Belle, WV; and East Chicago, IN.

## SCCO — KEY STATS

Name:	Southern Copper Corp
Website:	<a href="http://www.southerncoppercorp.com">www.southerncoppercorp.com</a>
Sector:	<a href="#">Metals &amp; Mining</a>
Number of ETFs Holding SCCO:	33 ( <a href="#">see which ones</a> )
Total Market Value Held by ETFs:	\$95,983,784.59
Total Market Capitalization:	\$25,294,000,000
% of Market Cap. Held by ETFs:	0.38%

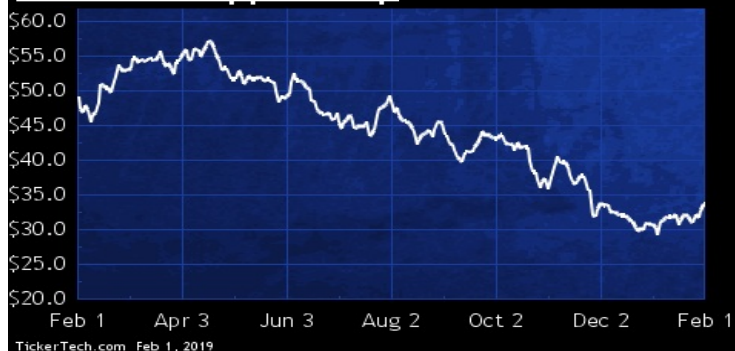
## SCCO DIVIDEND HISTORY



TickerTech.com Feb 1, 2019

## SCCO — 4.8% YIELD

### Southern Copper Corp



Southern Copper produces copper, molybdenum, zinc and silver. Co.'s mining, smelting and refining facilities are located in Peru and Mexico and Co. conducts its exploration activities in those countries and in Argentina, Chile and Ecuador. Co.'s Peruvian copper operations involve mining, milling and flotation of copper ore to produce copper concentrates and molybdenum concentrates; the smelting of copper concentrates to produce blister and anode copper; and the refining of anode copper to produce copper cathodes. Co.'s Mexican operations are conducted via its Minera Mexico S.A. de C.V. subsidiary, which engages in the mining and processing of copper, molybdenum, zinc, silver, gold and lead.

## GSM — KEY STATS

Name:	Ferroglobe PLC
Stock buyback:	<a href="#">GSM buyback</a>
Website:	<a href="http://www.ferroglobe.com">www.ferroglobe.com</a>
Sector:	<a href="#">Metals Fabrication &amp; Products</a>
Number of ETFs Holding GSM:	2 ( <a href="#">see which ones</a> )
Total Market Value Held by ETFs:	\$334,532
Total Market Capitalization:	\$384,000,000
% of Market Cap. Held by ETFs:	0.09%

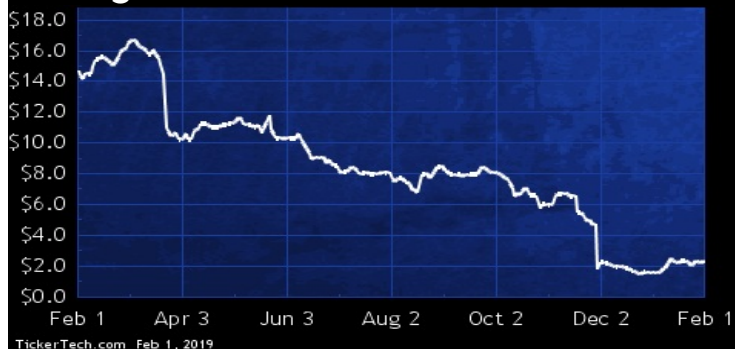
## GSM DIVIDEND HISTORY



TickerTech.com Feb 1, 2019

## GSM — 10.5% YIELD

### Ferroglobe PLC

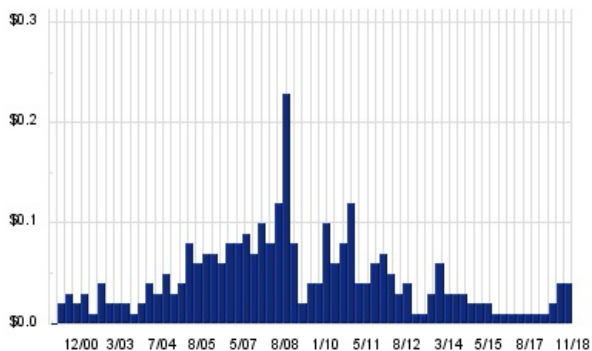


Ferroglobe is a global silicon metal producer and a global manganese- and silicon-based alloy producer. Co.'s business consists of two operating segments: the electrometallurgy segment, which includes the production of silicon metal, manganese-based alloys (silicomanganese and ferromanganese), ferrosilicon, other silicon-based alloys (such as silico-calcium and foundry products) and silica fume, and Co.'s quartz mining operations, which provide a key raw material for manufacturing electrometallurgical products, and the energy segment, which is comprised of Co.'s hydroelectric power operations in Spain.

## GGB — KEY STATS

Name:	Gerdau S.A.
Website:	<a href="http://www.gerdau.com.br">www.gerdau.com.br</a>
Sector:	<a href="#">Non-Precious Metals &amp; Non-Metallic Mining</a>
Number of ETFs Holding GGB:	9 ( <a href="#">see which ones</a> )
Total Market Value Held by ETFs:	\$17,144,469.76
Total Market Capitalization:	\$4,280,000,000
% of Market Cap. Held by ETFs:	0.40%

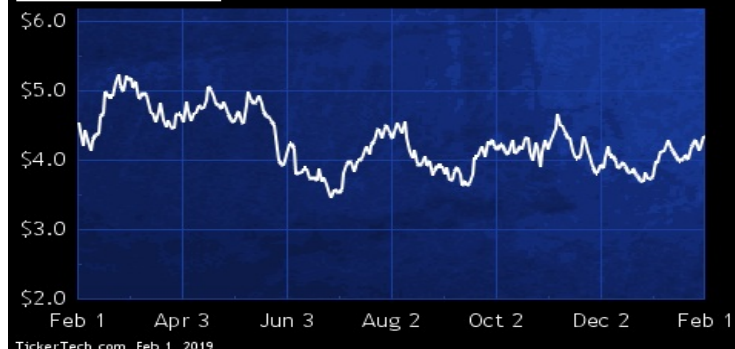
## GGB DIVIDEND HISTORY



TickerTech.com Feb 1, 2019

## GGB — 3.1% YIELD

### Gerdau S.A.

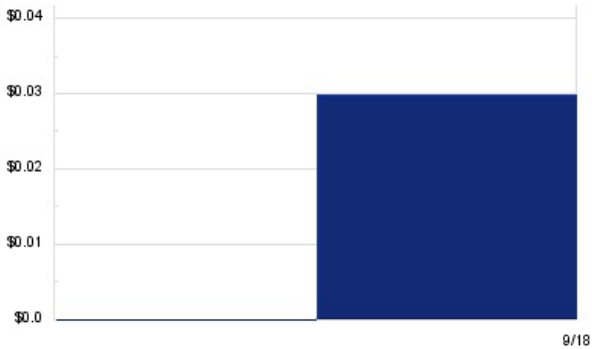


Gerdau is a steel production group based in Brazil. Co. is engaged in the production and commercialization of steel products in general, through its mills located in Argentina, Brazil, Canada, Chile, Colombia, U.S., India, Mexico, Peru, the Dominican Republic, Uruguay and Venezuela. Co.'s product mix includes crude steel (slabs, blooms and billets) sold to rolling mills, finished products for the construction industry such as rebars, wire rods, structural bars, hot rolled coils and heavy plates; finished products for consumer goods industry such as commercial bars, light shapes and mesh wire and products for farming and agriculture such as poles, smooth wire and barbed wire.

## MPVD — KEY STATS

Name: Mountain Province Diamonds Inc  
 Website: [www.mountainprovince.com](http://www.mountainprovince.com)  
 Sector: Precious Metals

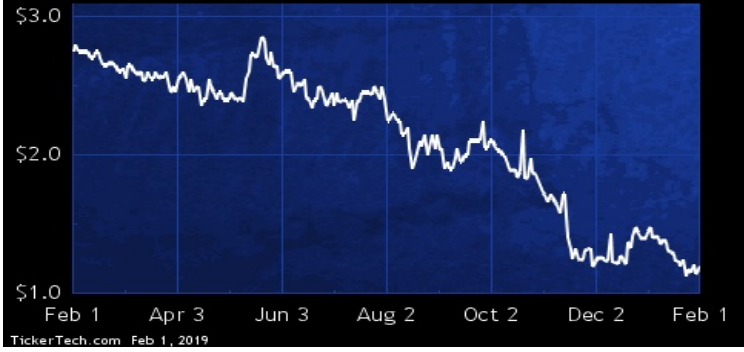
## MPVD DIVIDEND HISTORY



TickerTech.com Feb 1, 2019

## MPVD — 10.1% YIELD

### Mountain Province Diamonds Inc

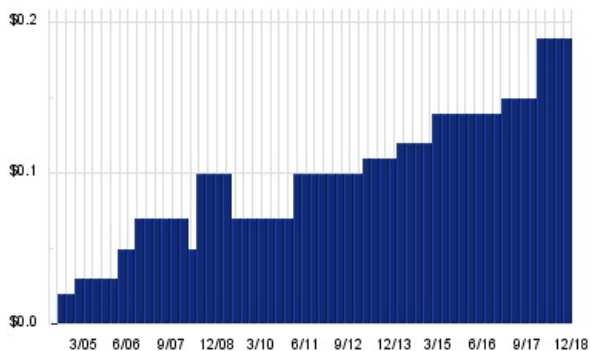


Mountain Province Diamonds is engaged in the exploration and production of diamond properties in the Northwest Territories of Canada. Co. is in the process of developing and permitting its mineral properties and has not yet determined whether these properties contain mineral resources that are economically recoverable. Co. has not achieved profitable operations and continues to be dependent upon its ability to obtain external financing to meet its liabilities. Co.'s ability to continue operations is dependent on the successful permitting, Co.'s ability to obtain necessary financing and the future production or proceeds from developed properties.

## STLD — KEY STATS

Name: Steel Dynamics Inc.  
 Stock buyback: **STLD buyback**  
 Website: [www.steeldynamics.com](http://www.steeldynamics.com)  
 Sector: Non-Precious Metals & Non-Metallic Mining  
 Number of ETFs Holding STLD: 61 ([see which ones](#))  
 Total Market Value Held by ETFs: \$573,022,312  
 Total Market Capitalization: \$8,239,000,000  
 % of Market Cap. Held by ETFs: 6.95%

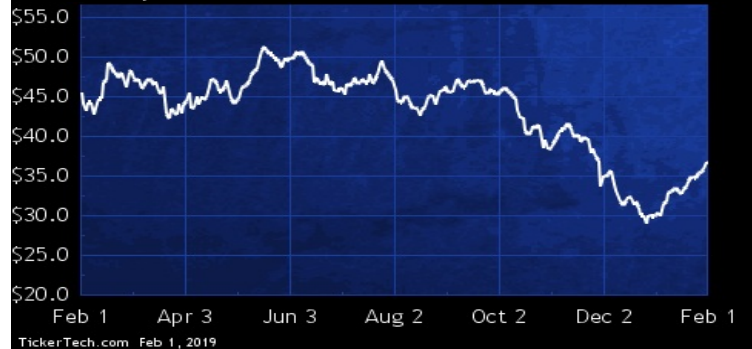
## STLD DIVIDEND HISTORY



TickerTech.com Feb 1, 2019

## STLD — 2.0% YIELD

### Steel Dynamics Inc.



Steel Dynamics is a steel producers and metal recyclers. Co. manufactures and sells steel products, processes and sells recycled ferrous and nonferrous metals, and fabricates and sells steel joists and deck products. Co.'s segments are: Steel, which produce steel from ferrous scrap and scrap substitutes, utilizing casting, automated rolling mills and several downstream steel coating and bar processing lines, and its Iron Dynamics; metals recycling, which involve the purchase, processing, and resale of ferrous and nonferrous scrap metals into reusable forms and grades; and steel fabrication, which produces steel building components, including steel joists, girders, trusses, and steel deck.



Nothing in Dividend Channel is intended to be investment advice, nor does it represent the opinion of, counsel from, or recommendations by BNK Invest Inc. or any of its affiliates, subsidiaries or partners. None of the information contained herein constitutes a recommendation that any particular security, portfolio, transaction, or investment strategy is suitable for any specific person. All viewers agree that under no circumstances will BNK Invest, Inc., its subsidiaries, partners, officers, employees, affiliates, or agents be held liable for any loss or damage caused by your reliance on information obtained. By visiting, using or viewing this site, you agree to the following [Full Disclaimer & Terms of Service](#). Video widget and dividend videos powered by Market News Video. Quote data delayed at least 20 minutes; data powered by Ticker Technologies, and Mergent. [Contact Dividend Channel](#); [Meet Our Editorial Staff](#).