

10 Dividend Paying Metals Stocks

<http://www.metalschannel.com/>

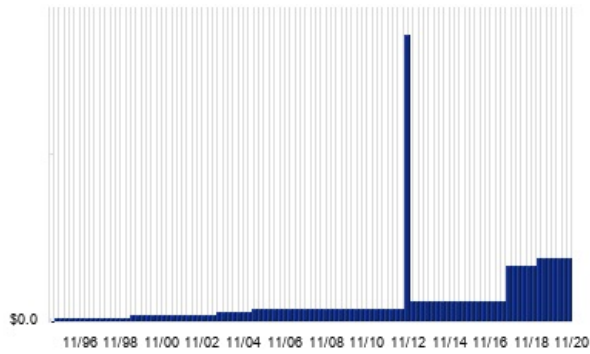
Metals Channel paired our coverage universe of metals stocks, with Dividend Channel's proprietary DividendRank formula, to bring you this list of 10 top ranked dividend paying metals stocks. The DividendRank formula considers a variety of data – dividend history & yield, book value, quarterly earnings – and compares it to the stock's trading data to come up with certain calculations about profitability and about the stock's valuation (whether we think it looks "cheap" or "expensive"). The result is this list of the top most "interesting" ideas that merit further research.



NC – KEY STATS

Name:	NACCO Industries Inc
Stock buyback:	NC buyback
Website:	www.nacco.com
Sector:	Metals & Mining
Number of ETFs Holding NC:	18 (see which ones)
Total Market Value Held by ETFs:	\$9,616,509
Total Market Capitalization:	\$130,000,000
% of Market Cap. Held by ETFs:	7.40%

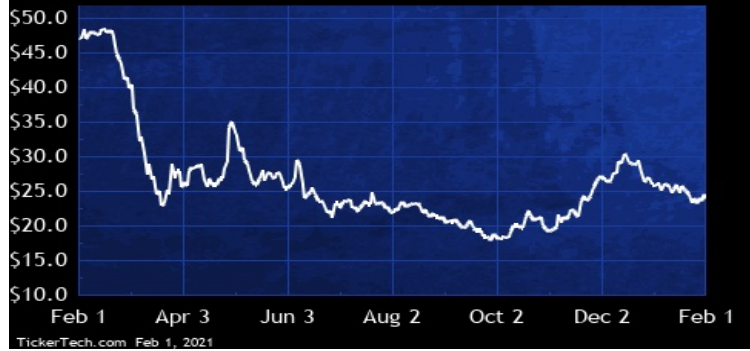
NC DIVIDEND HISTORY



TickerTech.com Jan 30, 2021

NC – 3.2% YIELD

NACCO Industries Inc

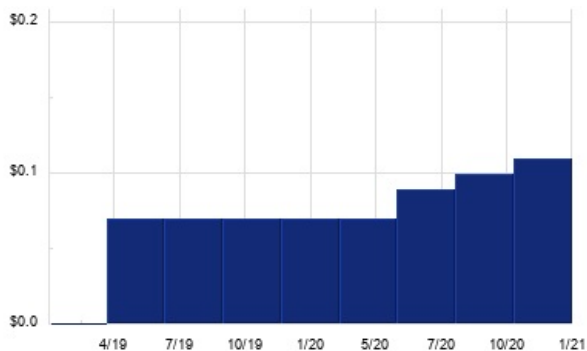


NACCO Industries is a holding company. Through its subsidiaries Co. operates in the mining and natural resources industries. The Coal Mining segment operates surface coal mines under long-term contracts with power generation companies and activated carbon producers pursuant to a service-based business model. The North American Mining segment provides contract mining and other services for producers of aggregates, lithium and other minerals. This segment provides contract mining services for independently owned mines and quarries. NAMining operates primarily at limestone quarries in Florida. The minerals management segment promotes the development of Co.'s oil, gas and coal reserves.

CMCL – KEY STATS

Name:	Caledonia Mining Corporation PLC
Website:	www.caledoniamining.com
Sector:	Precious Metals
Number of ETFs Holding CMCL:	8 (see which ones)
Total Market Value Held by ETFs:	\$6,529,664
Total Market Capitalization:	\$154,000,000
% of Market Cap. Held by ETFs:	4.24%

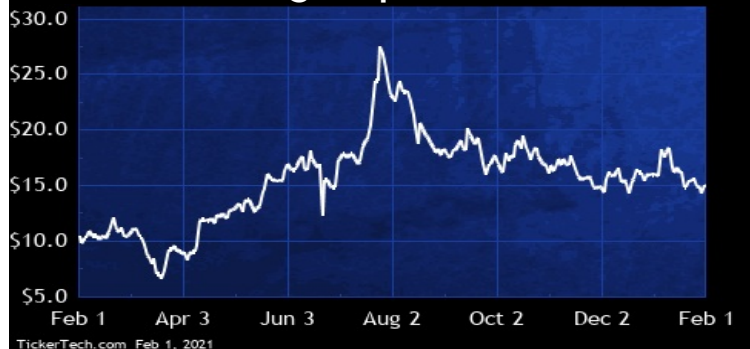
CMCL DIVIDEND HISTORY



TickerTech.com Jan 31, 2021

CMCL – 2.9% YIELD

Caledonia Mining Corporation PLC

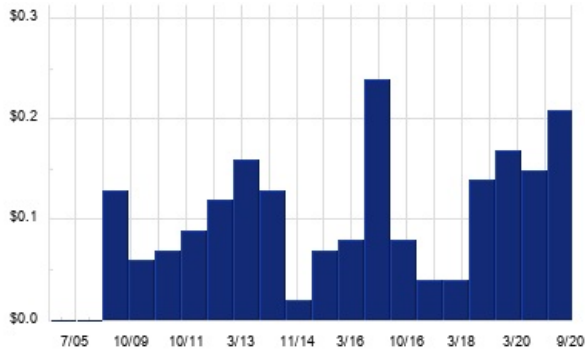


Caledonia Mining is primarily focusing on the operation of a gold mine and the exploration and development of mineral properties for precious metals. Co.'s activities are focused on Blanket Mine in Zimbabwe. Zimbabwe and South Africa describe the operations of Co.'s reportable segments. The Zimbabwe operating segment comprises Caledonia Holdings Zimbabwe Limited and subsidiaries. The South Africa geographical segment comprises sales made by Co.'s subsidiary, Caledonia Mining South Africa Proprietary Limited, to the Blanket Mine.

DRD — KEY STATS

Name:	DRD Gold Ltd
Website:	www.drdgold.com
Sector:	Precious Metals
Number of ETFs Holding DRD:	2 (see which ones)
Total Market Value Held by ETFs:	\$74,944,111
Total Market Capitalization:	\$186,000,000
% of Market Cap. Held by ETFs:	40.29%

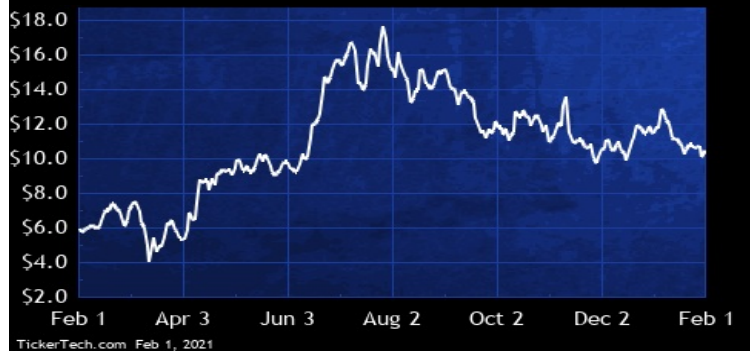
DRD DIVIDEND HISTORY



TickerTech.com Feb 1, 2021

DRD — 4.0% YIELD

DRD Gold Ltd

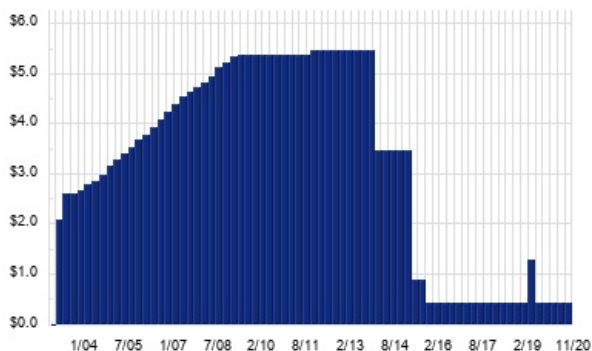


DRDGOLD Is a mining company focused on treatment of surface gold tailings. Co. is engaged in the retreatment of mine dump sand tailings dams. Co. reclaims mine tailings mainly by way of high pressure hydromechanical mining. Reclaimed gold bearing materials are transported through a network of pipelines to its metallurgical plants and process water returned by way of a closed circuit to the reclamation sites. After processing, the ensuing residue tail is disposed of on tailings storage facilities.

NRP — KEY STATS

Name:	Natural Resource Partners LP
Website:	www.nrplp.com
Sector:	Metals & Mining

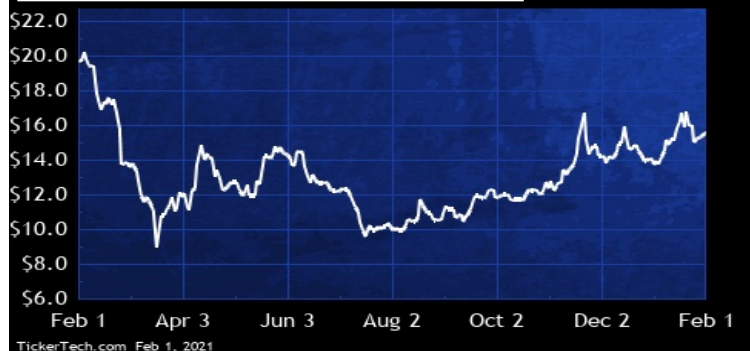
NRP DIVIDEND HISTORY



TickerTech.com Jan 30, 2021

NRP — 11.5% YIELD

Natural Resource Partners LP

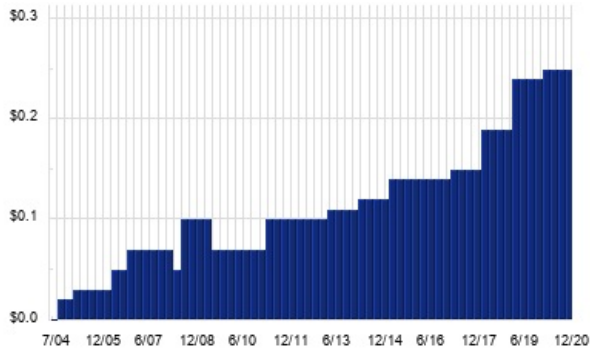


Natural Resource Partners owns, manages and leases a portfolio of mineral properties, including interests in coal and other natural resources and owns a non-controlling 49% interest in Ciner Wyoming LLC, a trona ore mining and soda ash production business. Co.'s business is organized into the following segments: Coal Royalty and Other, which consists primarily of coal royalty properties and coal-related transportation and processing assets; and Soda Ash, in which Ciner Resources LP, Co.'s operating partner, mines the trona, processes it into soda ash, and distributes the soda ash both domestically and internationally into the glass and chemicals industries.

STLD – KEY STATS

Name:	Steel Dynamics Inc.
Stock buyback:	STLD buyback
Website:	www.steeldynamics.com
Sector:	Non-Precious Metals & Non-Metallic Mining
Number of ETFs Holding STLD:	82 (see which ones)
Total Market Value Held by ETFs:	\$1,201,714,470
Total Market Capitalization:	\$7,422,000,000
% of Market Cap. Held by ETFs:	16.19%

STLD DIVIDEND HISTORY

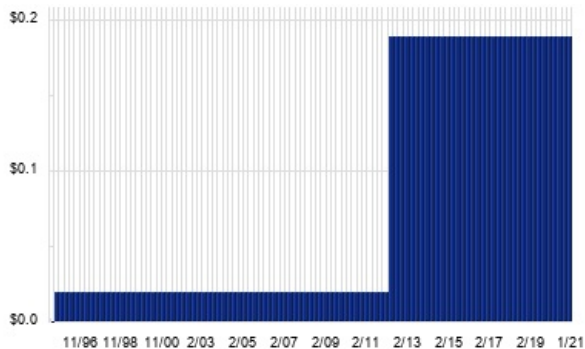


TickerTech.com Jan 30, 2021

SCHN – KEY STATS

Name:	Schnitzer Steel Industries Inc
Website:	www.schnitzersteel.com
Sector:	Non-Precious Metals & Non-Metallic Mining
Number of ETFs Holding SCHN:	31 (see which ones)
Total Market Value Held by ETFs:	\$131,242,679
Total Market Capitalization:	\$793,000,000
% of Market Cap. Held by ETFs:	16.55%

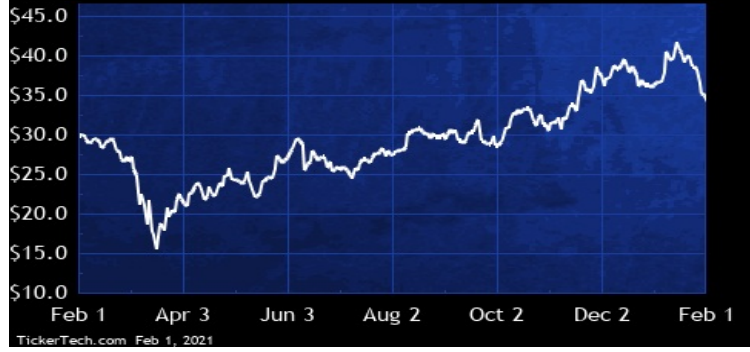
SCHN DIVIDEND HISTORY



TickerTech.com Feb 1, 2021

STLD – 2.9% YIELD

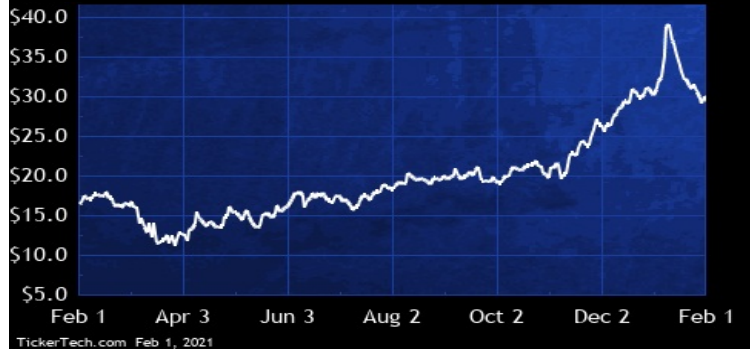
Steel Dynamics Inc.



Steel Dynamics is a steel producer and metal recycler. Co. manufactures and sells steel products, processes and sells recycled ferrous and nonferrous metals, and fabricates and sells steel joists and deck products. Co. has three segments: Steel, which produces steel from ferrous scrap and scrap substitutes, utilizing continuous casting, automated rolling mills and several steel coating and processing lines, and Iron Dynamics; metals recycling, which involves the purchase, processing, and resale of ferrous and nonferrous scrap metals into reusable forms and grades; and steel fabrication, which produces steel building components, including steel joists, girders, trusses, and steel deck.

SCHN – 2.5% YIELD

Schnitzer Steel Industries Inc

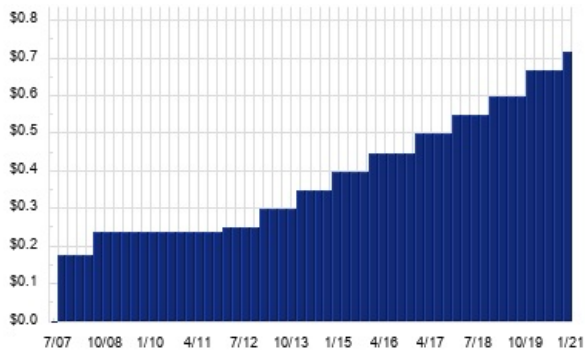


Schnitzer Steel Industries is engaged as a recycler of ferrous and nonferrous scrap metal, including end-of-life vehicles, and a manufacturer of finished steel products. Co.'s segments are: the Auto and Metals Recycling, which acquires and recycles ferrous and nonferrous scrap metal for sale to foreign and domestic metal producers, processors and brokers, and procures salvaged vehicles and sells serviceable used auto parts from these vehicles through a network of self-service auto parts stores; and the Cascade Steel and Scrap, which operates a steel mini-mill that produces a range of finished steel long products using ferrous recycled scrap metal and other raw materials.

KALU — KEY STATS

Name:	Kaiser Aluminum Corp.
Stock buyback:	KALU buyback
Website:	www.kaiseraluminum.com
Sector:	Non-Precious Metals & Non-Metallic Mining
Number of ETFs Holding KALU:	48 (see which ones)
Total Market Value Held by ETFs:	\$379,549,426
Total Market Capitalization:	\$1,440,000,000
% of Market Cap. Held by ETFs:	26.36%

KALU DIVIDEND HISTORY

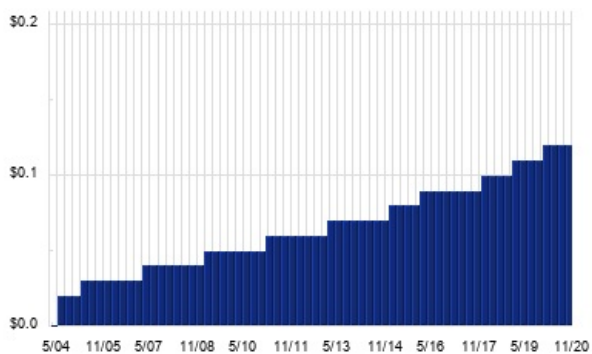


TickerTech.com Jan 31, 2021

SLGN — KEY STATS

Name:	Silgan Holdings Inc
Stock buyback:	SLGN buyback
Website:	www.silganholdings.com
Sector:	Metals Fabrication & Products
Number of ETFs Holding SLGN:	68 (see which ones)
Total Market Value Held by ETFs:	\$513,060,555
Total Market Capitalization:	\$3,973,000,000
% of Market Cap. Held by ETFs:	12.91%

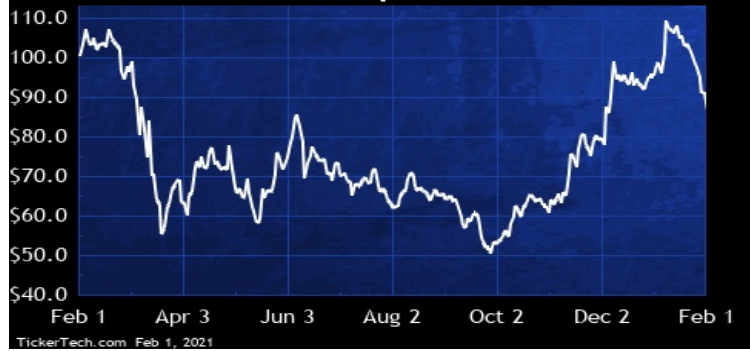
SLGN DIVIDEND HISTORY



TickerTech.com Jan 30, 2021

KALU — 3.3% YIELD

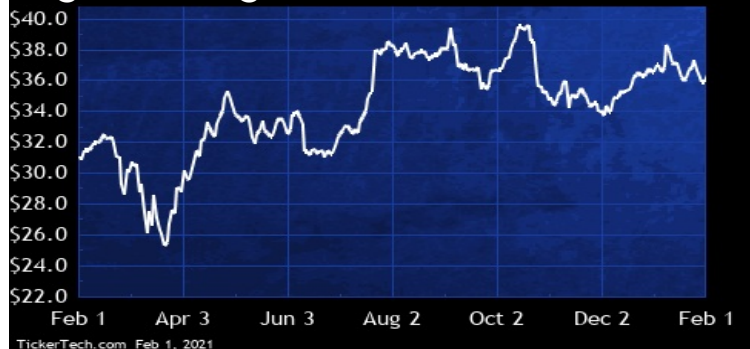
Kaiser Aluminum Corp.



Kaiser Aluminum is a holding company. Through its subsidiaries, Co. manufactures and sells semi-fabricated specialty aluminum mill products for the following end market applications: aerospace and high strength, which includes products such as heat treat plate and sheet, hard alloy extruded shapes, cold finish rod and bar, drawn tube and billet; automotive, which consists of extruded aluminum products for North American automotive applications; general engineering, which consists primarily of 6000-series alloy plate, sheet, rod, bar, tube, wire and standard extruded shapes products; and other industrial, which consists of extruded, drawn and cast billet aluminum products.

SLGN — 1.3% YIELD

Silgan Holdings Inc

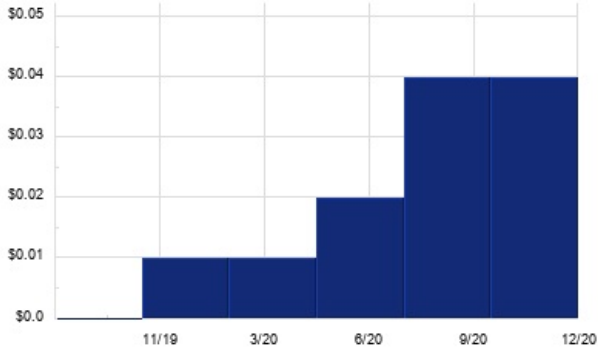


Silgan Holdings is a holding company. Through its subsidiaries, Co. manufactures rigid packaging for consumer goods products. Co. operates three businesses; its metal container business, which is engaged in the manufacture and sale of steel and aluminum containers; its closures business, which manufactures metal and plastic closures and dispensing systems for food, beverage, health care, garden, personal care, home and beauty products; and its plastic container business, which manufactures custom designed and stock plastic containers for a variety of markets, including the personal care, food, health care and household and industrial chemical markets.

BTG — KEY STATS

Name:	B2Gold Corp
Website:	www.b2gold.com
Sector:	<u>Precious Metals</u>
Number of ETFs Holding BTG:	5 (see which ones)
Total Market Value Held by ETFs:	\$513,935,815
Total Market Capitalization:	\$5,059,000,000
% of Market Cap. Held by ETFs:	10.16%

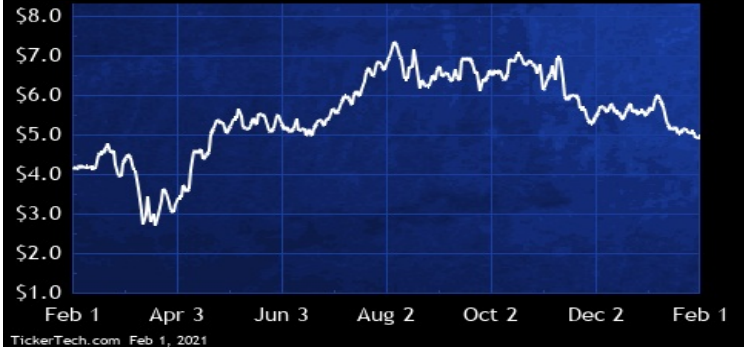
BTG DIVIDEND HISTORY



TickerTech.com Jan 30, 2021

BTG — 3.2% YIELD

B2Gold Corp

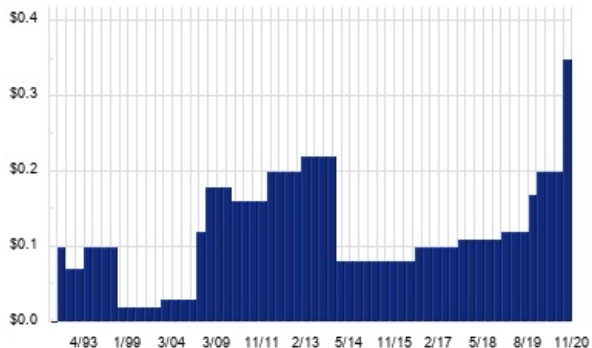


B2Gold is a Vancouver-based gold producer with three operating mines (two in Nicaragua and one in the Philippines), a fourth mine which has entered into the commissioning and testing phase in Namibia and a portfolio of development and exploration assets in Mali, Colombia, Burkina Faso and Nicaragua. Co.'s reportable operating segments include its mining operations and development projects. The Other Mineral Properties segment consists of Co.'s interests in mineral properties which are at various stages of exploration. The Corporate and Other segment includes corporate operations and the Bellavista property in Costa Rica which is classified as held for sale.

AEM — KEY STATS

Name:	Agnico Eagle Mines Ltd
Website:	www.agnicoeagle.com
Sector:	<u>Precious Metals</u>
Number of ETFs Holding AEM:	8 (see which ones)
Total Market Value Held by ETFs:	\$794,056,866
Total Market Capitalization:	\$14,819,000,000
% of Market Cap. Held by ETFs:	5.36%

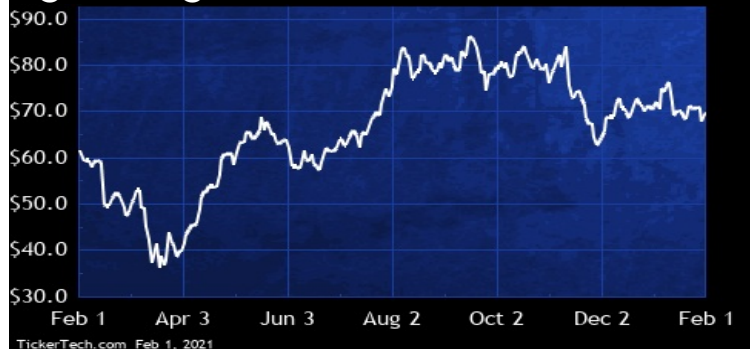
AEM DIVIDEND HISTORY



TickerTech.com Feb 1, 2021

AEM — 2.0% YIELD

Agnico Eagle Mines Ltd



Agnico-Eagle Mines is a gold mining company with mining operations in Canada, Mexico and Finland. Co. earns a proportion of its revenues from the production and sale of gold in both dore bar and concentrate form. The remainder of revenue and cash flow is generated by the production and sale of byproduct metals. The revenue from byproduct metals is mainly generated by production at the LaRonde mine in Canada (silver, zinc, copper and lead) and the Pinos Altos mine in Mexico (silver).

 **METALS Channel**

 **Dividend Channel**

Nothing in Dividend Channel is intended to be investment advice, nor does it represent the opinion of, counsel from, or recommendations by BNK Invest Inc. or any of its affiliates, subsidiaries or partners. None of the information contained herein constitutes a recommendation that any particular security, portfolio, transaction, or investment strategy is suitable for any specific person. All viewers agree that under no circumstances will BNK Invest, Inc., its subsidiaries, partners, officers, employees, affiliates, or agents be held liable for any loss or damage caused by your reliance on information obtained. By visiting, using or viewing this site, you agree to the following [Full Disclaimer & Terms of Service](#). Video widget and dividend videos powered by Market News Video. Quote data delayed at least 20 minutes; data powered by Ticker Technologies, and Mergent. [Contact Dividend Channel](#); [Meet Our Editorial Staff](#).