

## 10 Dividend Paying Metals Stocks

<http://www.metalschannel.com/>

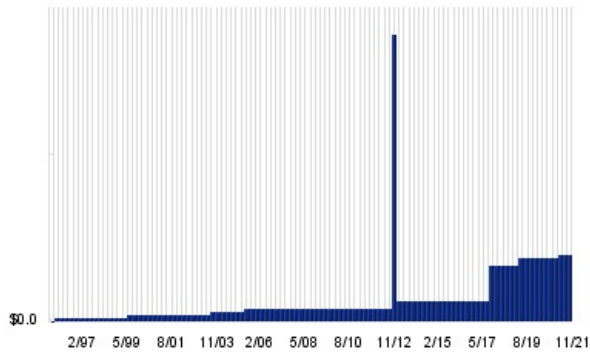
Metals Channel paired our coverage universe of metals stocks, with Dividend Channel's proprietary DividendRank formula, to bring you this list of 10 top ranked dividend paying metals stocks. The DividendRank formula considers a variety of data – dividend history & yield, book value, quarterly earnings – and compares it to the stock's trading data to come up with certain calculations about profitability and about the stock's valuation (whether we think it looks "cheap" or "expensive"). The result is this list of the top most "interesting" ideas that merit further research.



## NC — KEY STATS

Name:	NACCO Industries Inc
Stock buyback:	<a href="#">NC buyback</a>
Website:	<a href="http://www.nacco.com">www.nacco.com</a>
Sector:	<a href="#">Metals &amp; Mining</a>
Number of ETFs Holding NC:	7 ( <a href="#">see which ones</a> )
Total Market Value Held by ETFs:	\$7,162,449
Total Market Capitalization:	\$171,000,000
% of Market Cap. Held by ETFs:	4.19%

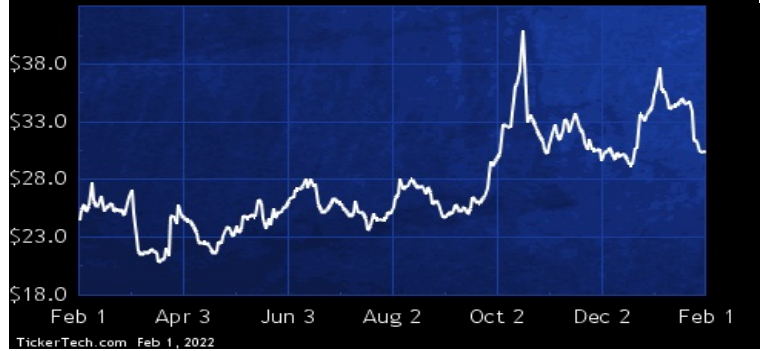
## NC DIVIDEND HISTORY



TickerTech.com Feb 1, 2022

## NC — 2.6% YIELD

### NACCO Industries Inc

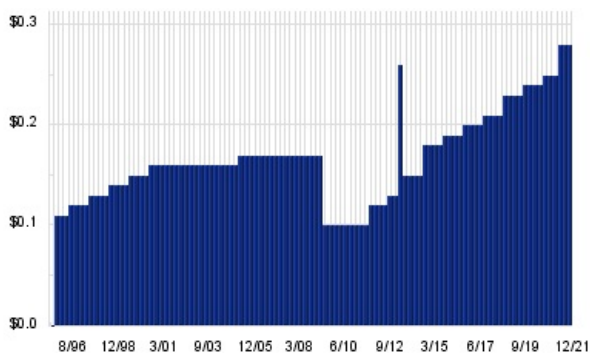


NACCO Industries, through a portfolio of mining and natural resources businesses, operates under three business segments: Coal Mining, North American Mining (NAMining) and Minerals Management. The Coal Mining segment operates surface coal mines under long-term contracts with power generation companies and an activated carbon producer pursuant to a service-based business model. The NAMining segment provides contract mining and other services for producers of aggregates, lithium and other minerals. The Minerals Management segment acquires and promotes the development of oil, gas and coal mineral interests. In addition, Co. provides stream and wetland mitigation solutions.

## WOR — KEY STATS

Name:	Worthington Industries, Inc.
Stock buyback:	<a href="#">WOR buyback</a>
Website:	<a href="http://www.worthingtonindustries.com">www.worthingtonindustries.com</a>
Sector:	<a href="#">Non-Precious Metals &amp; Non-Metallic Mining</a>
Number of ETFs Holding WOR:	62 ( <a href="#">see which ones</a> )
Total Market Value Held by ETFs:	\$410,879,814.32
Total Market Capitalization:	\$2,732,000,000
% of Market Cap. Held by ETFs:	15.04%

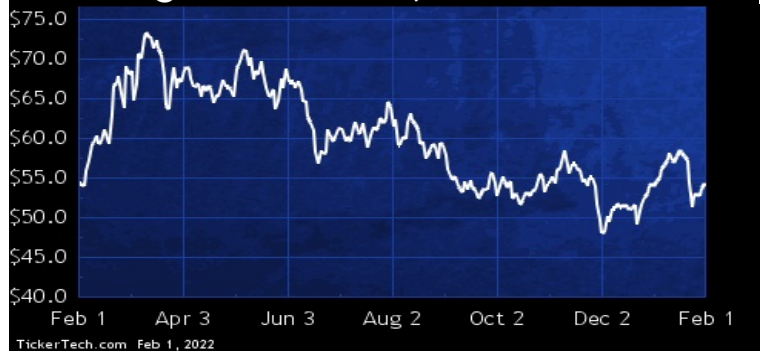
## WOR DIVIDEND HISTORY



TickerTech.com Feb 1, 2022

## WOR — 2.1% YIELD

### Worthington Industries, Inc.

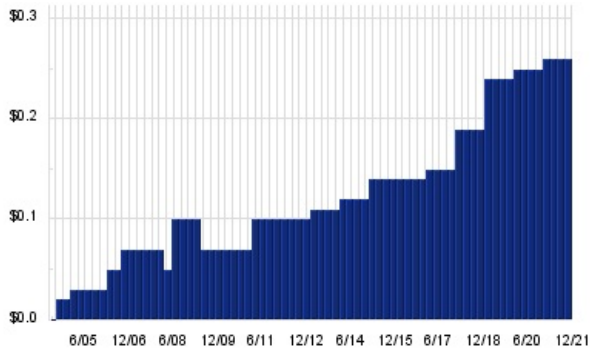


Worthington Industries is an industrial manufacturing company, focused on steel processing and manufactured metal products. Co. has two segments: Steel Processing, which buys coils of steel from integrated steel mills and mini-mills and processes them to the precise type, thickness, length, width, shape and surface quality required by customer specifications, and toll processes steel for steel mills, end-users, service centers and other processors; and Pressure Cylinders, which manufactures and sells filled and unfilled pressure cylinders, tanks, hand torches, tools, well water and expansion tanks, along with various accessories and related products for various end-use market applications.

## STLD — KEY STATS

Name:	Steel Dynamics Inc.
Stock buyback:	STLD buyback
Website:	<a href="http://www.steeldynamics.com">www.steeldynamics.com</a>
Sector:	Non-Precious Metals & Non-Metallic Mining
Number of ETFs Holding STLD:	97 ( <a href="#">see which ones</a> )
Total Market Value Held by ETFs:	\$1,879,040,787.56
Total Market Capitalization:	\$10,784,000,000
% of Market Cap. Held by ETFs:	17.42%

## STLD DIVIDEND HISTORY

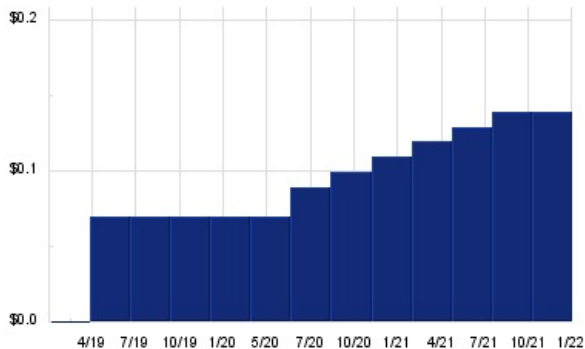


TickerTech.com Feb 1, 2022

## CMCL — KEY STATS

Name:	Caledonia Mining Corporation PLC
Website:	<a href="http://www.caledoniamining.com">www.caledoniamining.com</a>
Sector:	Precious Metals
Number of ETFs Holding CMCL:	3 ( <a href="#">see which ones</a> )
Total Market Value Held by ETFs:	\$5,600,012
Total Market Capitalization:	\$137,000,000
% of Market Cap. Held by ETFs:	4.09%

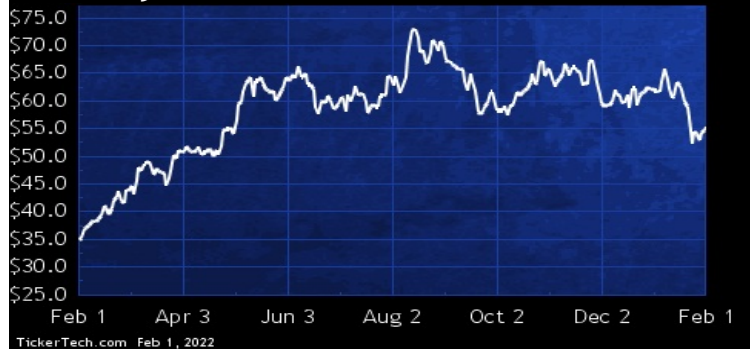
## CMCL DIVIDEND HISTORY



TickerTech.com Feb 1, 2022

## STLD — 1.9% YIELD

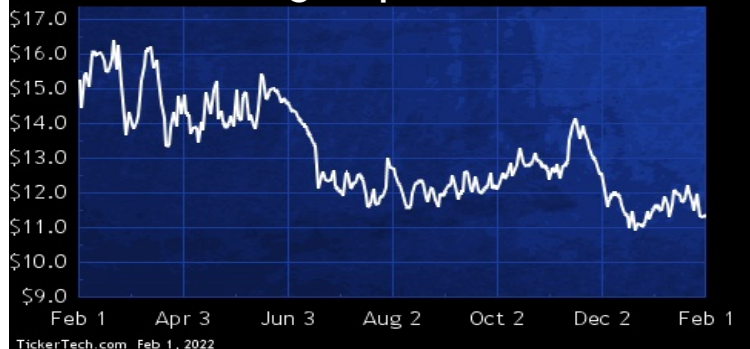
### Steel Dynamics Inc.



Steel Dynamics is a steel producer and metal recycler. Co. manufactures and sells steel products, processes and sells recycled ferrous and nonferrous metals, and fabricates and sells steel joists and deck products. Co. has three segments: Steel, which produces steel from ferrous scrap and scrap substitutes, utilizing continuous casting, automated rolling mills and several steel coating and processing lines, and Iron Dynamics; metals recycling, which involves the purchase, processing, and resale of ferrous and nonferrous scrap metals into reusable forms and grades; and steel fabrication, which produces steel building components, including steel joists, girders, trusses, and steel deck.

## CMCL — 4.9% YIELD

### Caledonia Mining Corporation PLC

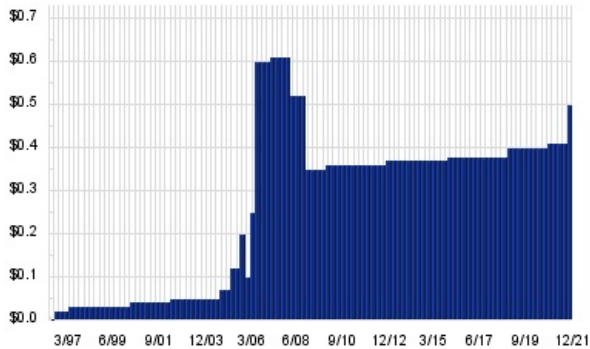


Caledonia Mining is primarily focusing on the operation of a gold mine and the exploration and development of mineral properties for precious metals. Co.'s activities are focused on Blanket Mine in Zimbabwe. Zimbabwe and South Africa describe the operations of Co.'s reportable segments. The Zimbabwe operating segment comprises Co.'s subsidiaries, Caledonia Holdings Zimbabwe (Private) Limited and subsidiaries and Caledonia Mining Services (Private) Limited. The South African geographical segment comprises sales made by Co.'s subsidiary, Caledonia Mining South Africa Proprietary Limited, to the Blanket Mine.

## NUE — KEY STATS

Name:	Nucor Corp.
Stock buyback:	<a href="#">NUE buyback</a>
Website:	<a href="http://www.nucor.com">www.nucor.com</a>
Sector:	<a href="#">Non-Precious Metals &amp; Non-Metallic Mining</a>
Number of ETFs Holding NUE:	123 ( <a href="#">see which ones</a> )
Total Market Value Held by ETFs:	\$4,934,010,938.61
Total Market Capitalization:	\$27,648,000,000
% of Market Cap. Held by ETFs:	17.85%

## NUE DIVIDEND HISTORY

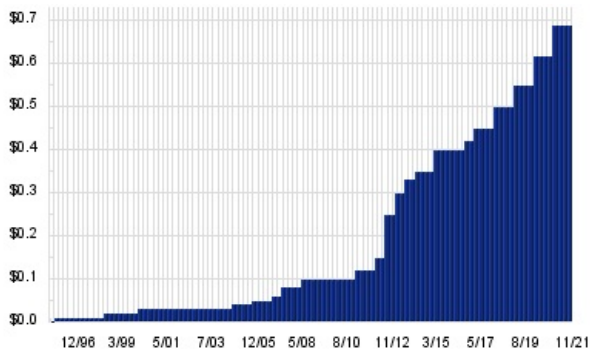


TickerTech.com Feb 1, 2022

## RS — KEY STATS

Name:	Reliance Steel & Aluminum Co.
Website:	<a href="http://www.rsac.com">www.rsac.com</a>
Sector:	<a href="#">Non-Precious Metals &amp; Non-Metallic Mining</a>
Number of ETFs Holding RS:	83 ( <a href="#">see which ones</a> )
Total Market Value Held by ETFs:	\$1,735,995,655.68
Total Market Capitalization:	\$9,436,000,000
% of Market Cap. Held by ETFs:	18.40%

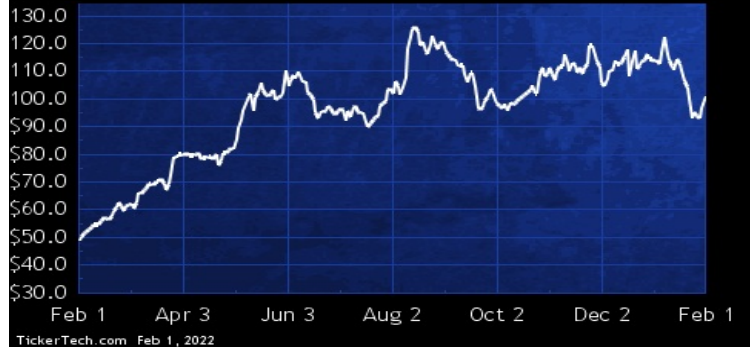
## RS DIVIDEND HISTORY



TickerTech.com Feb 1, 2022

## NUE — 2.0% YIELD

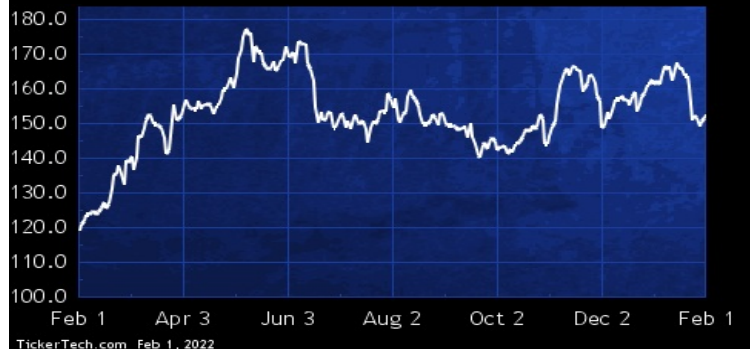
### Nucor Corp.



Nucor manufactures steel and steel products. Co.'s operations include international trading and sales companies that buy and sell steel and steel products. Co.'s segments are: steel mills, which produces sheet steel, plate steel, structural steel, and bar steel; steel products, which produces hollow structural section steel tubing, electrical conduit, steel joists and joist girders, steel deck, cold finished steel, steel fasteners, metal building systems, and wire and wire mesh; and raw materials, which produces direct reduced iron (DRI), brokers ferrous and nonferrous metals, pig iron, hot briquetted iron and DRI, supplies ferro-alloys, and processes ferrous and nonferrous scrap metal.

## RS — 1.8% YIELD

### Reliance Steel & Aluminum Co.



Reliance Steel & Aluminum is a metals service center company. Co. provides metals processing services and distributes a line of metal products, including alloy, aluminum, brass, copper, carbon steel, stainless steel, titanium and specialty steel products, to its customers in a range of industries, including general manufacturing, non-residential construction (including infrastructure), transportation (rail, truck trailer and shipbuilding), aerospace and defense, energy (oil and natural gas), electronics and semiconductor fabrication, and heavy industry (agricultural, construction and mining equipment). Co. also services the auto industry, primary through its toll processing operations.

## UFPI — KEY STATS

Name:	UFP Industries Inc
Website:	<a href="http://www.ufpi.com">www.ufpi.com</a>
Sector:	<a href="#">Metals Fabrication &amp; Products</a>
Number of ETFs Holding UFPI:	62 ( <a href="#">see which ones</a> )
Total Market Value Held by ETFs:	\$1,129,721,469.82
Total Market Capitalization:	\$4,858,000,000
% of Market Cap. Held by ETFs:	23.25%

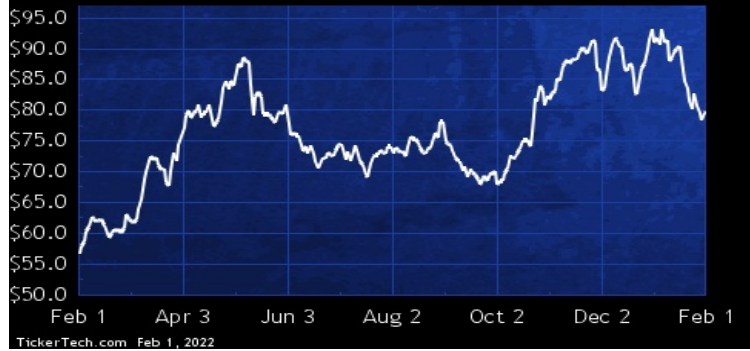
## UFPI DIVIDEND HISTORY



TickerTech.com Feb 1, 2022

## UFPI — 1.0% YIELD

### UFP Industries Inc

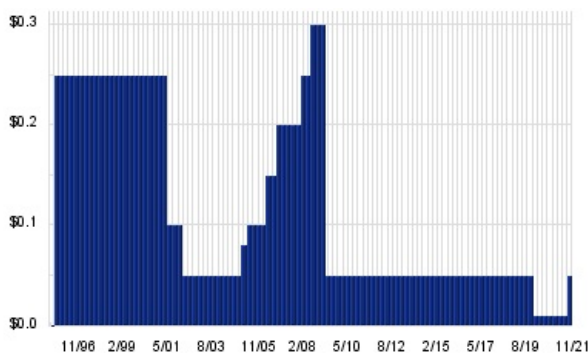


UFP Industries is a holding company. Through its subsidiaries, Co. designs, manufactures and markets wood and wood-alternative products for national home centers and other retailers, structural lumber and other products for the manufactured housing industry, engineered wood components for residential and commercial construction, specialty wood packaging, components and packing materials for various industries, and customized interior fixtures used in a variety of retail and commercial structures. In addition, Co. provides a portfolio of outdoor living products, including wood and wood composite decking and related accessories and decorative lawn and garden products.

## X — KEY STATS

Name:	United States Steel Corp.
Stock buyback:	X buyback
Website:	<a href="http://www.ussteel.com">www.ussteel.com</a>
Sector:	<a href="#">Non-Precious Metals &amp; Non-Metallic Mining</a>
Number of ETFs Holding X:	70 ( <a href="#">see which ones</a> )
Total Market Value Held by ETFs:	\$913,344,484.66
Total Market Capitalization:	\$5,024,000,000
% of Market Cap. Held by ETFs:	18.18%

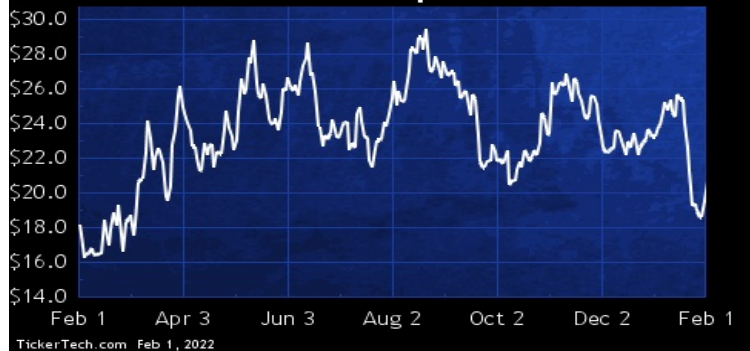
## X DIVIDEND HISTORY



TickerTech.com Feb 1, 2022

## X — 1.0% YIELD

### United States Steel Corp.

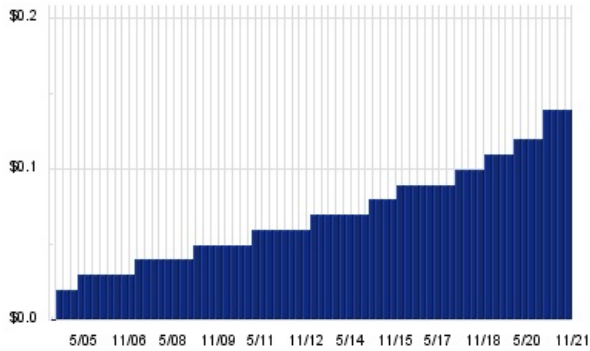


United States Steel is a producer and seller steel products, including flat-rolled and tubular products, in North America and Europe. Co. is also engaged in other business activities consisting primarily of railroad services and real estate operations. Co. has three reportable operating segments: North American Flat-Rolled, which includes the operating results of Co.'s integrated steel plants and equity investees; U.S. Steel Europe, which includes Co.'s subsidiary, U.S. Steel Kosice, its steel plant and coke production facilities in Slovakia, and its subsidiaries; and Tubular Products, which includes Co.'s tubular production facilities and an equity investee.

## SLGN — KEY STATS

Name:	Silgan Holdings Inc
Stock buyback:	<a href="#">SLGN buyback</a>
Website:	<a href="http://www.silganholdings.com">www.silganholdings.com</a>
Sector:	<a href="#">Metals Fabrication &amp; Products</a>
Number of ETFs Holding SLGN:	68 ( <a href="#">see which ones</a> )
Total Market Value Held by ETFs:	\$701,590,355.56
Total Market Capitalization:	\$4,891,000,000
% of Market Cap. Held by ETFs:	14.34%

## SLGN DIVIDEND HISTORY

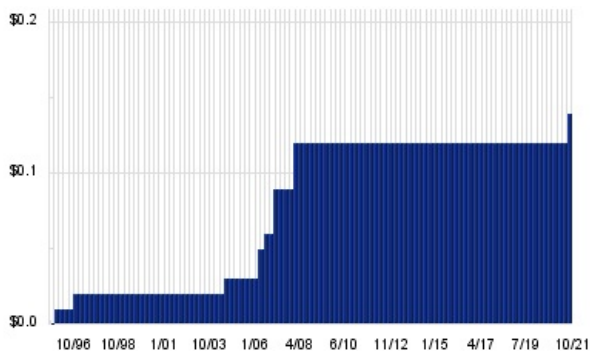


TickerTech.com Feb 1, 2022

## CMC — KEY STATS

Name:	Commercial Metals Co.
Stock buyback:	<a href="#">CMC buyback</a>
Website:	<a href="http://www.cmc.com">www.cmc.com</a>
Sector:	<a href="#">Non-Precious Metals &amp; Non-Metallic Mining</a>
Number of ETFs Holding CMC:	63 ( <a href="#">see which ones</a> )
Total Market Value Held by ETFs:	\$871,053,818.16
Total Market Capitalization:	\$4,050,000,000
% of Market Cap. Held by ETFs:	21.51%

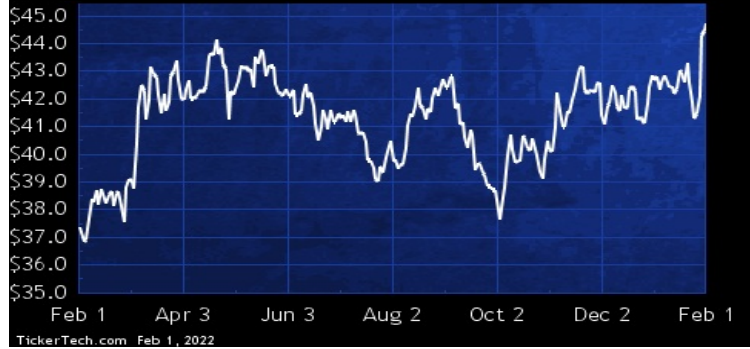
## CMC DIVIDEND HISTORY



TickerTech.com Feb 1, 2022

## SLGN — 1.2% YIELD

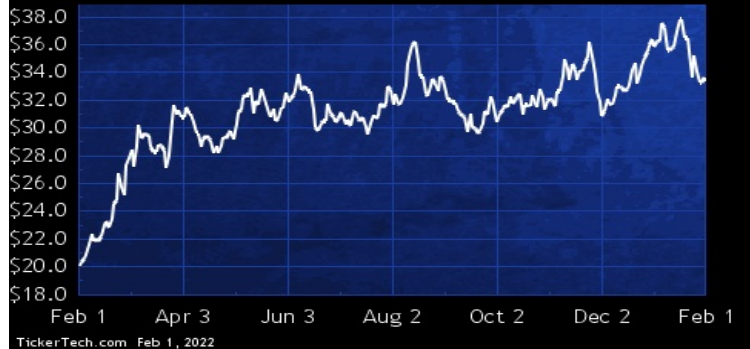
### Silgan Holdings Inc



Silgan Holdings is a holding company. Through its subsidiaries, Co. manufactures rigid packaging for consumer goods products. Co. operates three businesses; its metal container business, which is engaged in the manufacture and sale of steel and aluminum containers; its closures business, which manufactures metal and plastic closures and dispensing systems for food, beverage, health care, garden, personal care, home and beauty products; and its plastic container business, which manufactures custom designed and stock plastic containers for a variety of markets, including the personal care, food, health care and household and industrial chemical markets.

## CMC — 1.7% YIELD

### Commercial Metals Co.



Commercial Metals and its subsidiaries, manufacture, recycle and fabricate steel and metal products, and provides related materials and services that include electric arc furnace (EAF) mini mills, EAF micro mills, rerolling mills, steel fabrication and processing plants, construction-related product warehouses and metal recycling facilities in the U.S. and Poland. Co. has two operating and reportable segments: North America and Europe. Co.'s North America segment is an integrated network of recycling facilities, steel mills and fabrication operations. Co.'s Europe segment is an integrated network of recycling facilities, an EAF mini mill and fabrication operations located in Poland.



Nothing in Dividend Channel is intended to be investment advice, nor does it represent the opinion of, counsel from, or recommendations by BNK Invest Inc. or any of its affiliates, subsidiaries or partners. None of the information contained herein constitutes a recommendation that any particular security, portfolio, transaction, or investment strategy is suitable for any specific person. All viewers agree that under no circumstances will BNK Invest, Inc., its subsidiaries, partners, officers, employees, affiliates, or agents be held liable for any loss or damage caused by your reliance on information obtained. By visiting, using or viewing this site, you agree to the following [Full Disclaimer & Terms of Service](#). Video widget and dividend videos powered by Market News Video. Quote data delayed at least 20 minutes; data powered by Ticker Technologies, and Mergent. [Contact Dividend Channel](#); [Meet Our Editorial Staff](#).

