

10 Dividend Paying Metals Stocks

<http://www.metalschannel.com/>

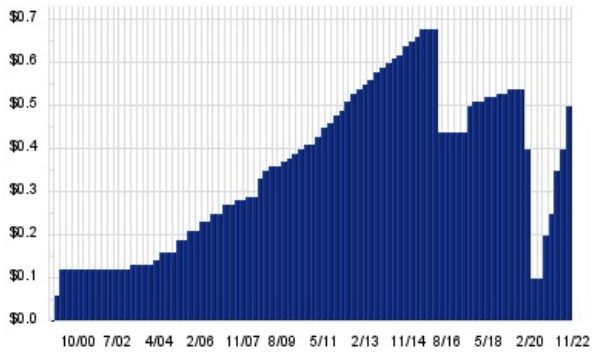
Metals Channel paired our coverage universe of metals stocks, with Dividend Channel's proprietary DividendRank formula, to bring you this list of 10 top ranked dividend paying metals stocks. The DividendRank formula considers a variety of data – dividend history & yield, book value, quarterly earnings – and compares it to the stock's trading data to come up with certain calculations about profitability and about the stock's valuation (whether we think it looks "cheap" or "expensive"). The result is this list of the top most "interesting" ideas that merit further research.



ARLP — KEY STATS

Name:	Alliance Resource Partners LP
Website:	www.arlp.com
Sector:	Metals & Mining
Number of ETFs Holding ARLP:	4 (see which ones)
Total Market Value Held by ETFs:	\$2,982,060.47
Total Market Capitalization:	\$2,634,000,000
% of Market Cap. Held by ETFs:	0.11%

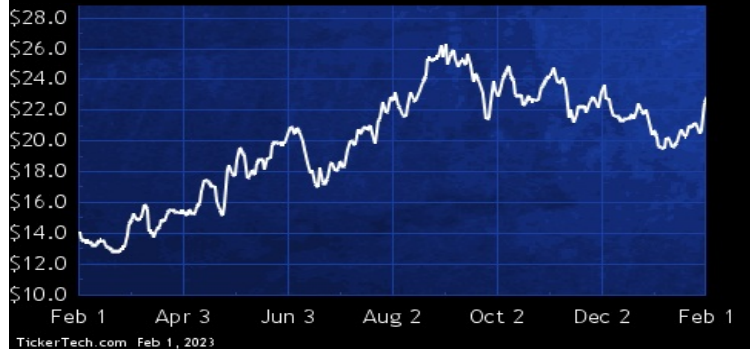
ARLP DIVIDEND HISTORY



TickerTech.com Feb 1, 2023

ARLP — 12.2% YIELD

Alliance Resource Partners LP

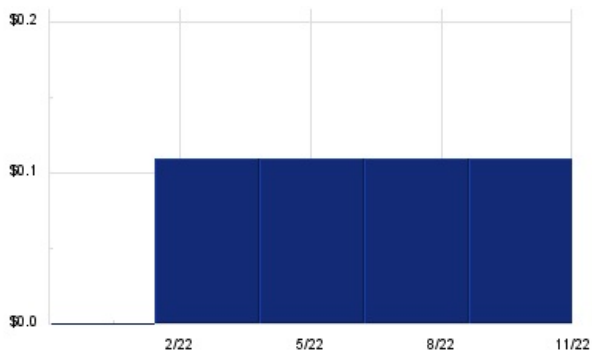


Alliance Resource Partners is a natural resource company. Co. is a coal producer in the eastern U.S. with underground mining complexes in Illinois, Indiana, Kentucky, Maryland, Pennsylvania, and West Virginia as well as a coal-loading terminal in Indiana on the Ohio River. Co. has four segments: Illinois Basin Coal Operations, which includes its operating mining complexes Gibson County Coal's mining complex; Appalachia Coal Operations, which includes its the Mettiki mining complex, the Tunnel Ridge mining complex and the MC Mining mining complex; Oil and Gas Royalties, which includes oil and gas mineral interests; and Coal Royalties, which includes coal mineral reserves and resources.

METC — KEY STATS

Name:	Ramaco Resources Inc
Website:	www.ramacocoal.com
Sector:	Metals & Mining
Number of ETFs Holding METC:	25 (see which ones)
Total Market Value Held by ETFs:	\$24,704,462.72
Total Market Capitalization:	\$449,000,000
% of Market Cap. Held by ETFs:	5.50%

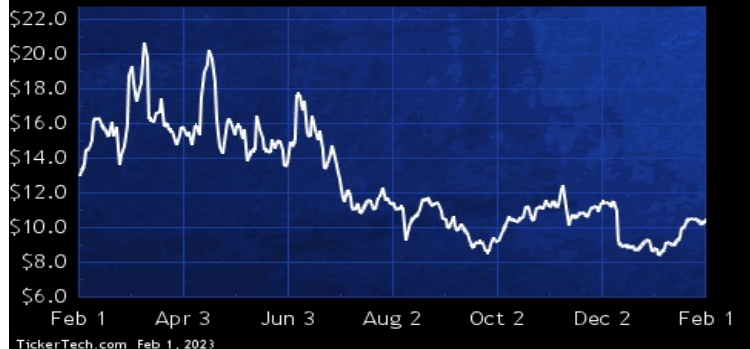
METC DIVIDEND HISTORY



TickerTech.com Feb 1, 2023

METC — 4.8% YIELD

Ramaco Resources Inc

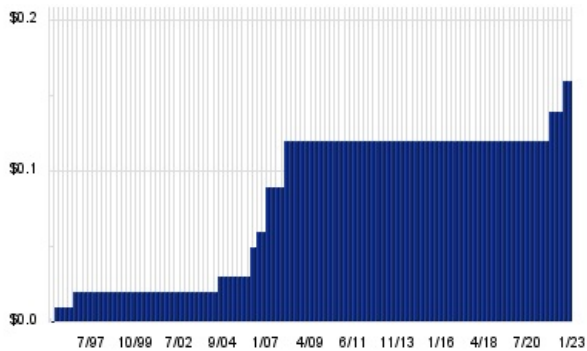


Ramaco Resources is a holding company. Through its subsidiaries, Co. is an operator and developer of metallurgical coal in southern West Virginia, southwestern Virginia, and southwestern Pennsylvania. Co.'s development portfolio primarily includes four properties: Elk Creek mining complex, Berwind mining complex, RAM Mine and Knox Creek.

CMC — KEY STATS

Name:	Commercial Metals Co.
Stock buyback:	CMC buyback
Website:	www.cmc.com
Sector:	Non-Precious Metals & Non-Metallic Mining
Number of ETFs Holding CMC:	71 (see which ones)
Total Market Value Held by ETFs:	\$1,394,504,164.2
Total Market Capitalization:	\$6,427,000,000
% of Market Cap. Held by ETFs:	21.70%

CMC DIVIDEND HISTORY

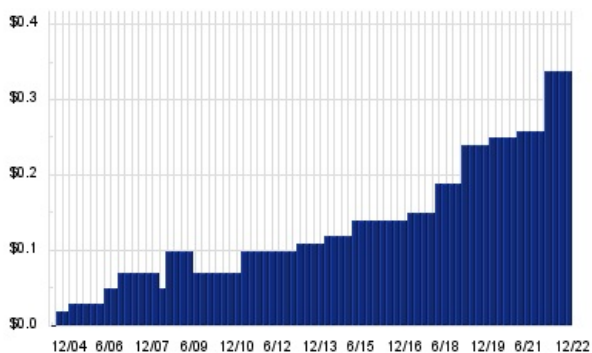


TickerTech.com Feb 1, 2023

STLD — KEY STATS

Name:	Steel Dynamics Inc.
Stock buyback:	STLD buyback
Website:	www.steeldynamics.com
Sector:	Non-Precious Metals & Non-Metallic Mining
Number of ETFs Holding STLD:	108 (see which ones)
Total Market Value Held by ETFs:	\$3,695,757,269.78
Total Market Capitalization:	\$20,881,000,000
% of Market Cap. Held by ETFs:	17.70%

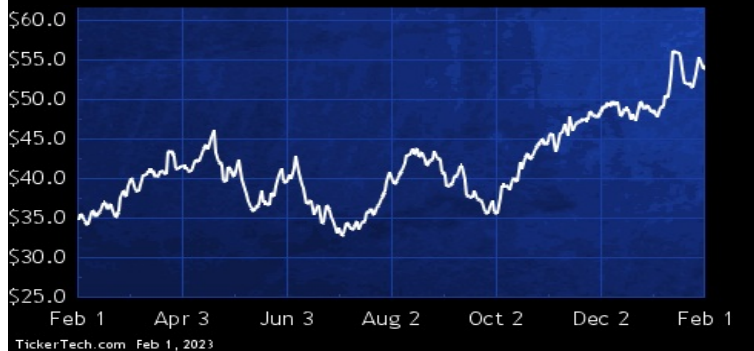
STLD DIVIDEND HISTORY



TickerTech.com Feb 1, 2023

CMC — 1.2% YIELD

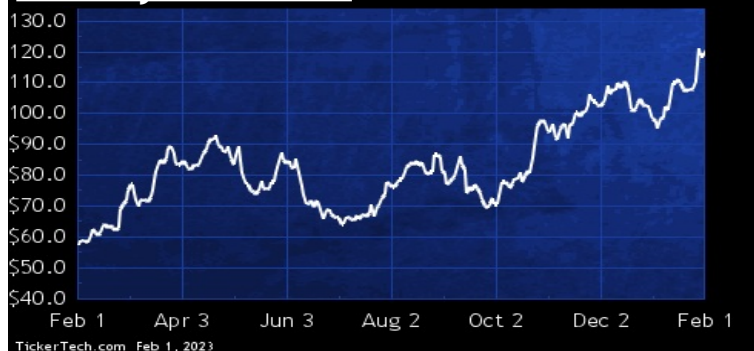
Commercial Metals Co.



Commercial Metals manufactures, recycles and fabricates steel and metal products and provides related materials and services through a network of facilities that includes its electric arc furnace (EAF) mini mills, its EAF micro mills, its rerolling mill, steel fabrication and processing plants, construction-related product warehouses and metal recycling facilities in the U.S. and Poland. Through its Tensar operations, Co. is a global provider of ground and soil stabilization solutions selling into various national markets through the following primary product lines: Tensar® geogrids and Geopier® foundation systems.

STLD — 1.1% YIELD

Steel Dynamics Inc.

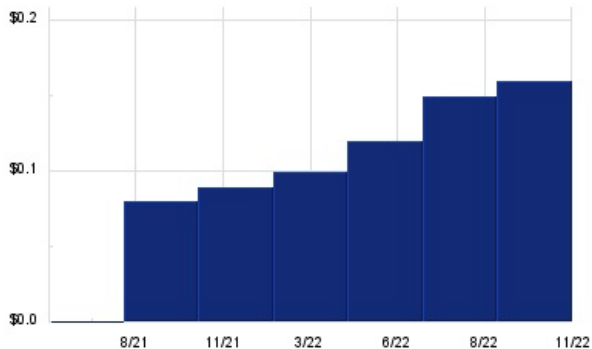


Steel Dynamics is a steel producer and metal recycler in the U.S. Co. manufactures and sells steel products, processes and sells recycled ferrous and nonferrous metals, and fabricates and sells steel joists and deck products. Co.'s segments include: Steel Operations, which produce steel from ferrous scrap and scrap substitutes, utilize continuous casting, automated rolling mills and various steel coating and process lines; Metals Recycling Operations, which include both ferrous and nonferrous scrap metal processing, transportation, marketing, brokerage and scrap management services; and Steel Fabrication Operations, which serve the non-residential construction industry throughout the U.S.

RYI — KEY STATS

Name:	Ryerson Holding Corp
Stock buyback:	RYI buyback
Website:	www.ir.ryerson.com
Sector:	Non-Precious Metals & Non-Metallic Mining
Number of ETFs Holding RYI:	33 (see which ones)
Total Market Value Held by ETFs:	\$114,398,205.72
Total Market Capitalization:	\$1,401,000,000
% of Market Cap. Held by ETFs:	8.17%

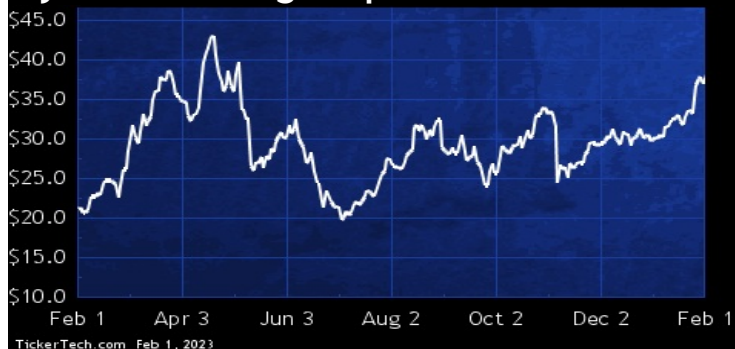
RYI DIVIDEND HISTORY



TickerTech.com Feb 1, 2023

RYI — 1.7% YIELD

Ryerson Holding Corp

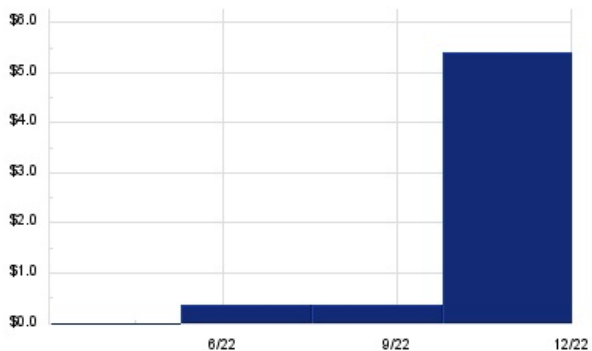


Ryerson Holding is a metals service center, a processor and distributor of industrial metals with operations in the U.S. through Joseph T. Ryerson & Son, Inc., in Canada through its subsidiary, Ryerson Canada, Inc., and in Mexico through its subsidiary, Ryerson Metals de Mexico, S. de R.L. de C.V. In addition, Co. conducts processing and distribution operations in China through an indirect wholly-owned subsidiary, Ryerson China Limited. Co. carries a line of products in stainless steel, aluminum, carbon steel, and alloy steels and a line of nickel and red metals in various shapes and forms. In addition to its metals products, Co. provides several processing and fabrication services.

AMR — KEY STATS

Name:	Alpha Metallurgical Resources Inc
Website:	www.conturaenergy.com
Sector:	Non-Precious Metals & Non-Metallic Mining
Number of ETFs Holding AMR:	33 (see which ones)
Total Market Value Held by ETFs:	\$410,375,497.6
Total Market Capitalization:	\$2,632,000,000
% of Market Cap. Held by ETFs:	15.59%

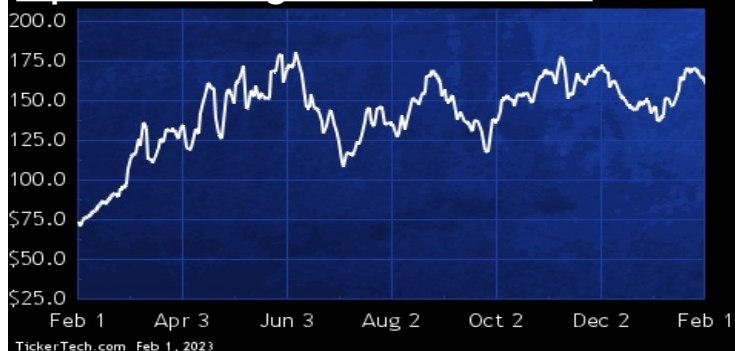
AMR DIVIDEND HISTORY



TickerTech.com Feb 1, 2023

AMR — 1.0% YIELD

Alpha Metallurgical Resources Inc

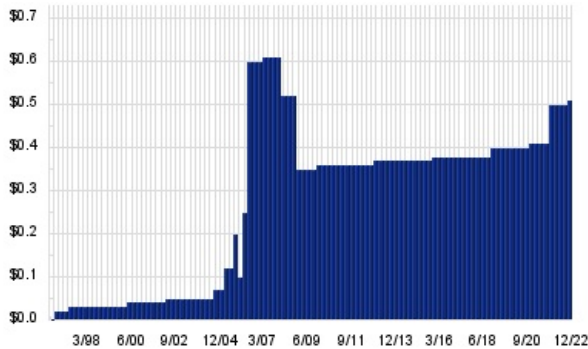


Alpha Metallurgical Resources is a mining company with operations across Virginia and West Virginia. Co. is a supplier of metallurgical products for the steel industry. Co. operates coal mines across the Central Appalachia (CAPP) coal basin. Co.'s portfolio of mining operations consists of underground mines, surface mines and coal preparation plants. Co. produces metallurgical (met) coal, which is shipped to domestic and international steel and coke producers. Co. also produces thermal coal which is primarily sold to the domestic power generation industry. Co.'s Met segment operations consist of met coal mines, including Deep Mine 41, Road Fork 52, Black Eagle, and Lynn Branch.

NUE — KEY STATS

Name:	Nucor Corp.
Stock buyback:	NUE buyback
Website:	www.nucor.com
Sector:	Non-Precious Metals & Non-Metallic Mining
Number of ETFs Holding NUE:	122 (see which ones)
Total Market Value Held by ETFs:	\$7,841,645,847.83
Total Market Capitalization:	\$42,809,000,000
% of Market Cap. Held by ETFs:	18.32%

NUE DIVIDEND HISTORY

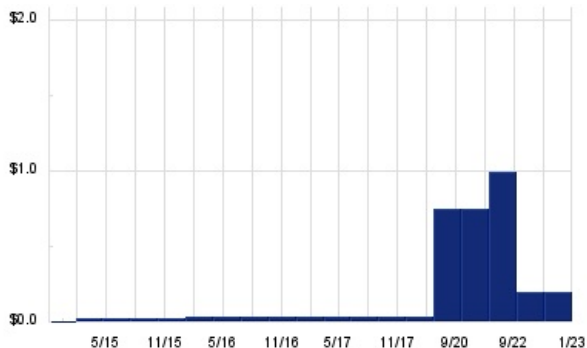


TickerTech.com Feb 1, 2023

AMRK — KEY STATS

Name:	A-Mark Precious Metals, Inc
Website:	www.amark.com
Sector:	Precious Metals
Number of ETFs Holding AMRK:	24 (see which ones)
Total Market Value Held by ETFs:	\$69,903,815.56
Total Market Capitalization:	\$913,000,000
% of Market Cap. Held by ETFs:	7.66%

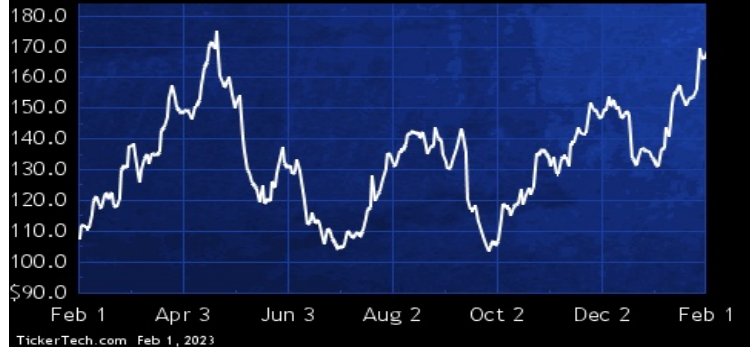
AMRK DIVIDEND HISTORY



TickerTech.com Feb 1, 2023

NUE — 1.2% YIELD

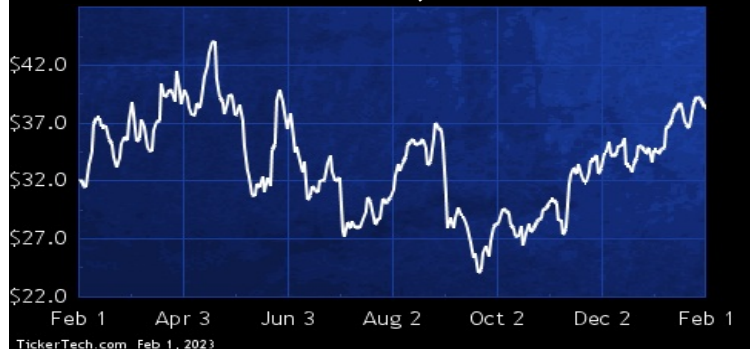
Nucor Corp.



Nucor manufactures steel and steel products. Co. has three segments: steel mills, which produces sheet steel, plate steel, structural steel and bar steel; steel products, which produces hollow structural section steel tubing, electrical conduit, steel racking, steel joists and joist girders, steel deck, fabricated concrete reinforcing steel, cold finished steel, steel fasteners, metal building systems, insulated metal panels, steel grating and expanded metal, and wire and wire mesh; and raw materials, which produces direct reduced iron (DRI), brokers ferrous and nonferrous metals, pig iron, hot briquetted iron and DRI, supplies ferro-alloys, and processes ferrous and nonferrous scrap metal.

AMRK — 2.1% YIELD

A-Mark Precious Metals, Inc

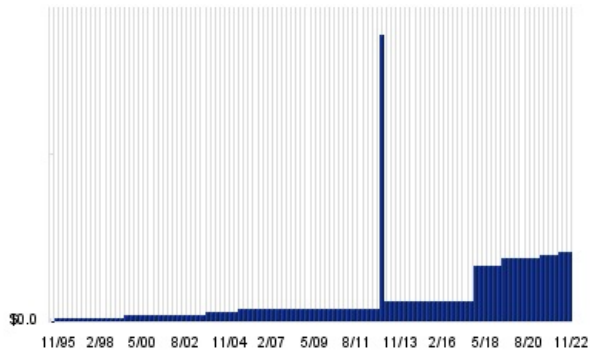


A-Mark Precious Metals is a precious metals platform. Co. operates as a wholesaler of gold, silver, platinum, and palladium bullion and related products, including bars, wafers, grain, and coins; distributes gold and silver coins and bars from sovereign and private mints; sells to and purchases from the retail community; provides financing and other services relating to the purchase and sale of bullion and numismatics; provides secure storage for precious metal products; provides its customers a platform of logistics services; and provides a variety of custom fabricated gold and silver bullion and other products through sovereign and private mint suppliers and its mint operations.

NC — KEY STATS

Name:	NACCO Industries Inc
Stock buyback:	NC buyback
Website:	www.nacco.com
Sector:	Metals & Mining
Number of ETFs Holding NC:	16 (see which ones)
Total Market Value Held by ETFs:	\$14,104,068
Total Market Capitalization:	\$216,000,000
% of Market Cap. Held by ETFs:	6.53%

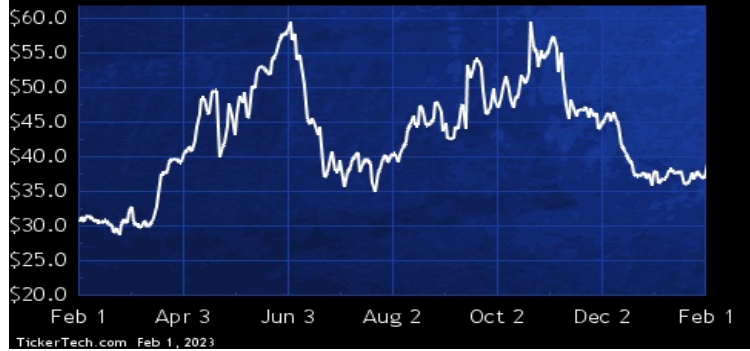
NC DIVIDEND HISTORY



TickerTech.com Feb 1, 2023

NC — 2.1% YIELD

NACCO Industries Inc

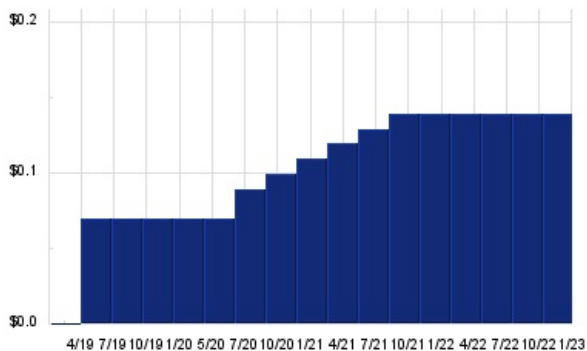


NACCO Industries is a holding company. Through its subsidiaries, Co. delivers aggregates, minerals, reliable fuels and environmental solutions through its portfolio of NACCO Natural Resources businesses. Co. operates under three business segments: Coal Mining, North American Mining (NAMining) and Minerals Management. The Coal Mining segment operates surface coal mines for power generation companies and an activated carbon producer. The NAMining segment is a mining partner for producers of aggregates, lithium and other minerals. The Minerals Management segment, which includes the Catapult Mineral Partners business, acquires and promotes the development of mineral interests.

CMCL — KEY STATS

Name:	Caledonia Mining Corporation PLC
Website:	www.caledoniamining.com
Sector:	Precious Metals
Number of ETFs Holding CMCL:	2 (see which ones)
Total Market Value Held by ETFs:	\$6,306,654
Total Market Capitalization:	\$160,000,000
% of Market Cap. Held by ETFs:	3.94%

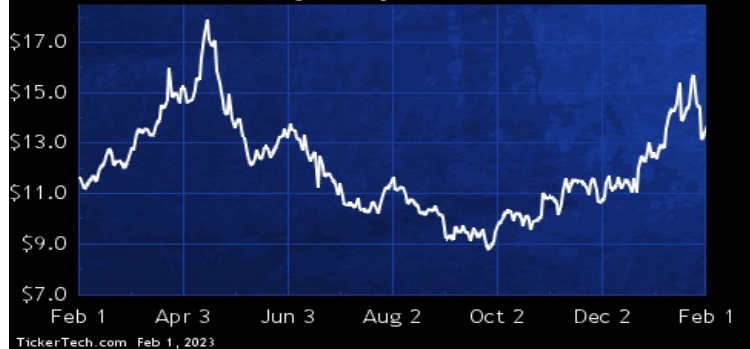
CMCL DIVIDEND HISTORY



TickerTech.com Feb 1, 2023

CMCL — 4.1% YIELD

Caledonia Mining Corporation PLC



Caledonia Mining is primarily focusing on the operation of a gold mine and the exploration and development of mineral properties for precious metals. Co.'s activities are focused on Blanket Mine in Zimbabwe. Zimbabwe and South Africa describe the operations of Co.'s reportable segments. The Zimbabwe operating segment comprises Co.'s subsidiaries, Caledonia Holdings Zimbabwe (Private) Limited and subsidiaries and Caledonia Mining Services (Private) Limited. The South African geographical segment comprises sales made by Co.'s subsidiary, Caledonia Mining South Africa Proprietary Limited, to the Blanket Mine.



Nothing in Dividend Channel is intended to be investment advice, nor does it represent the opinion of, counsel from, or recommendations by BNK Invest Inc. or any of its affiliates, subsidiaries or partners. None of the information contained herein constitutes a recommendation that any particular security, portfolio, transaction, or investment strategy is suitable for any specific person. All viewers agree that under no circumstances will BNK Invest, Inc., its subsidiaries, partners, officers, employees, affiliates, or agents be held liable for any loss or damage caused by your reliance on information obtained. By visiting, using or viewing this site, you agree to the following [Full Disclaimer & Terms of Service](#). Video widget and dividend videos powered by Market News Video. Quote data delayed at least 20 minutes; data powered by Ticker Technologies, and Mergent. [Contact Dividend Channel](#); [Meet Our Editorial Staff](#).