

## 10 Dividend Paying Metals Stocks

<http://www.metalschannel.com/>

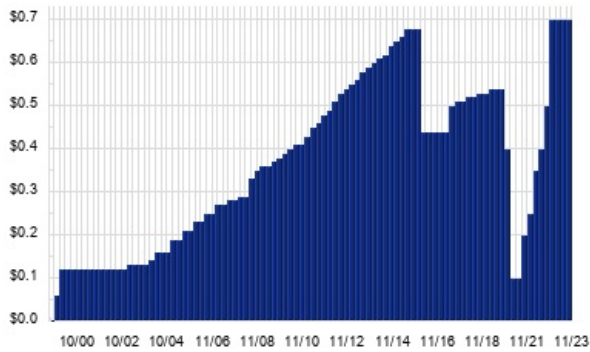
Metals Channel paired our coverage universe of metals stocks, with Dividend Channel's proprietary DividendRank formula, to bring you this list of 10 top ranked dividend paying metals stocks. The DividendRank formula considers a variety of data – dividend history & yield, book value, quarterly earnings – and compares it to the stock's trading data to come up with certain calculations about profitability and about the stock's valuation (whether we think it looks "cheap" or "expensive"). The result is this list of the top most "interesting" ideas that merit further research.



## ARLP — KEY STATS

Name:	Alliance Resource Partners LP
Website:	<a href="http://www.arlp.com">www.arlp.com</a>
Sector:	Metals & Mining
Number of ETFs Holding ARLP:	5 (see which ones)
Total Market Value Held by ETFs:	\$4,321,925.47
Total Market Capitalization:	\$2,616,000,000
% of Market Cap. Held by ETFs:	0.17%

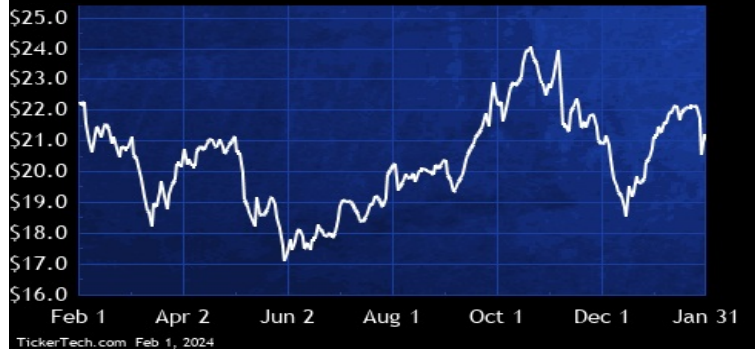
## ARLP DIVIDEND HISTORY



TickerTech.com Feb 1, 2024

## ARLP — 13.3% YIELD

### Alliance Resource Partners LP

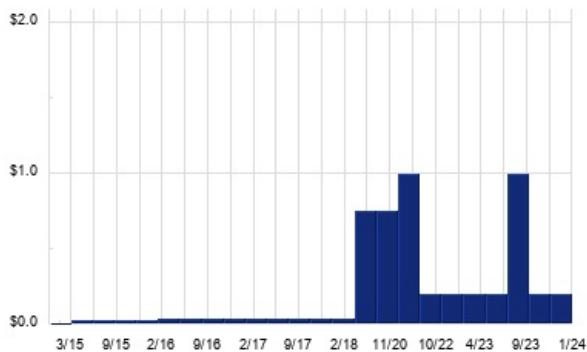


Alliance Resource Partners is a natural resource company. Co. is a coal producer in the eastern U.S. with underground mining complexes in Illinois, Indiana, Kentucky, Maryland, Pennsylvania, and West Virginia as well as a coal-loading terminal in Indiana on the Ohio River. Co. has four segments: Illinois Basin Coal Operations, which includes its operating mining complexes Gibson County Coal's mining complex; Appalachia Coal Operations, which includes its the Mettiki mining complex, the Tunnel Ridge mining complex and the MC Mining mining complex; Oil and Gas Royalties, which includes oil and gas mineral interests; and Coal Royalties, which includes coal mineral reserves and resources.

## AMRK — KEY STATS

Name:	A-Mark Precious Metals, Inc
Stock buyback:	AMRK buyback
Website:	<a href="http://www.amark.com">www.amark.com</a>
Sector:	Precious Metals
Number of ETFs Holding AMRK:	24 (see which ones)
Total Market Value Held by ETFs:	\$53,635,935.12
Total Market Capitalization:	\$655,000,000
% of Market Cap. Held by ETFs:	8.19%

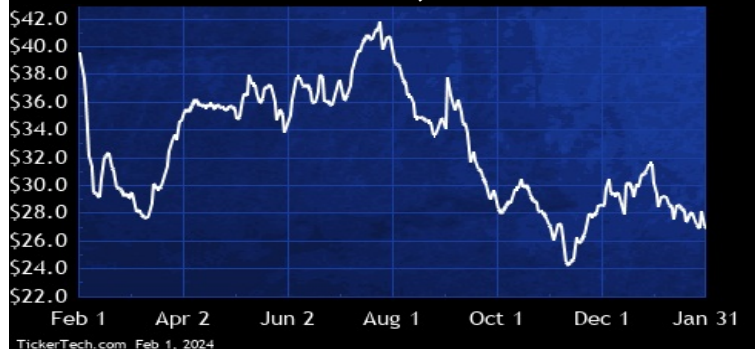
## AMRK DIVIDEND HISTORY



TickerTech.com Feb 1, 2024

## AMRK — 3.0% YIELD

### A-Mark Precious Metals, Inc

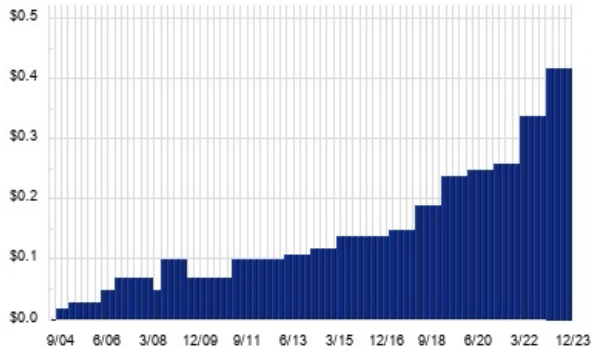


A-Mark Precious Metals is a precious metals platform that provides gold, silver, platinum, palladium, and copper bullion, numismatic coins, and related products to wholesale and retail customers. Co.'s segments are: Wholesale Sales and Ancillary Services, which include Industrial, Coin and Bar, Trading and Finance, Storage, Logistics, and Mint; Direct-to-Consumer, which operates via its subsidiaries, JM Bullion, Inc. and Goldline, Inc., which sell precious metals; and Secured Lending, which operates via its subsidiary, Collateral Finance Corporation, LLC, that originates and acquires commercial loans secured by bullion, numismatic coins, sports cards and sports memorabilia.

## STLD – KEY STATS

Name:	Steel Dynamics Inc.
Stock buyback:	STLD buyback
Website:	<a href="http://www.steeldynamics.com">www.steeldynamics.com</a>
Sector:	Non-Precious Metals & Non-Metallic Mining
Number of ETFs Holding STLD:	127 ( <a href="#">see which ones</a> )
Total Market Value Held by ETFs:	\$3,627,604,147.34
Total Market Capitalization:	\$18,910,000,000
% of Market Cap. Held by ETFs:	19.18%

## STLD DIVIDEND HISTORY

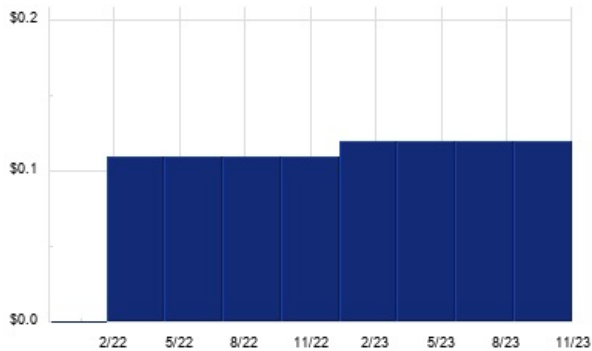


TickerTech.com Feb 1, 2024

## METC – KEY STATS

Name:	Ramaco Resources Inc
Website:	<a href="http://www.ramacocoal.com">www.ramacocoal.com</a>
Sector:	Metals & Mining
Number of ETFs Holding METC:	17 ( <a href="#">see which ones</a> )
Total Market Value Held by ETFs:	\$52,107,663
Total Market Capitalization:	\$824,000,000
% of Market Cap. Held by ETFs:	6.32%

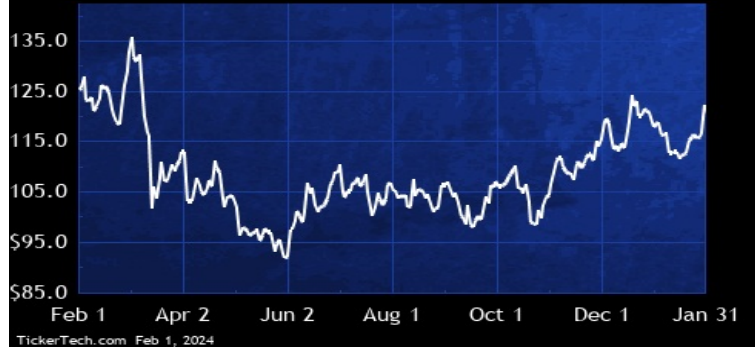
## METC DIVIDEND HISTORY



TickerTech.com Feb 1, 2024

## STLD – 1.4% YIELD

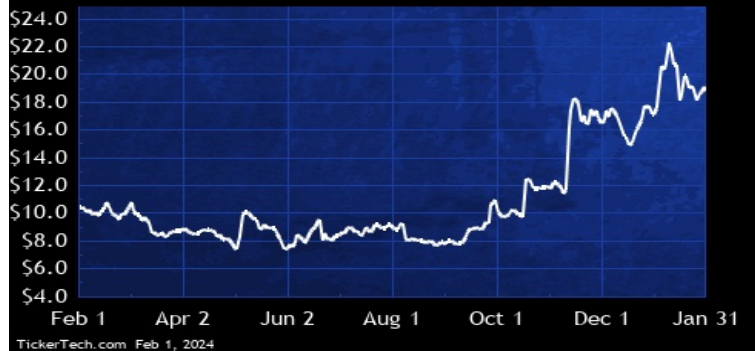
### Steel Dynamics Inc.



Steel Dynamics is a steel producer and metal recycler in the U.S. Co. manufactures and sells steel products, processes and sells recycled ferrous and nonferrous metals, and fabricates and sells steel joists and deck products. Co.'s segments include: Steel Operations, which produce steel from ferrous scrap and scrap substitutes, utilize continuous casting, automated rolling mills and various steel coating and process lines; Metals Recycling Operations, which include both ferrous and nonferrous scrap metal processing, transportation, marketing, brokerage and scrap management services; and Steel Fabrication Operations, which serve the non-residential construction industry throughout the U.S.

## METC – 2.9% YIELD

### Ramaco Resources Inc

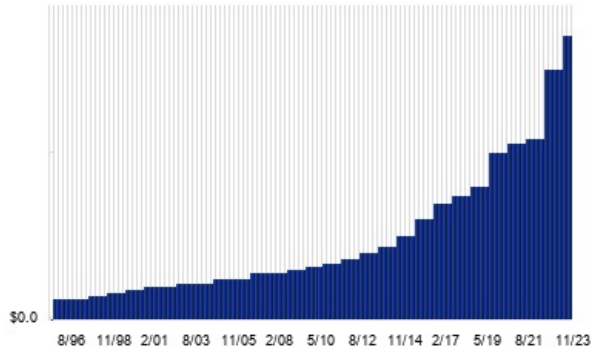


Ramaco Resources is a holding company. Through its subsidiaries, Co. is an operator and developer of metallurgical coal in southern West Virginia, southwestern Virginia, and southwestern Pennsylvania. Co.'s development portfolio primarily includes four properties: Elk Creek mining complex, Berwind mining complex, RAM Mine and Knox Creek.

## CSL — KEY STATS

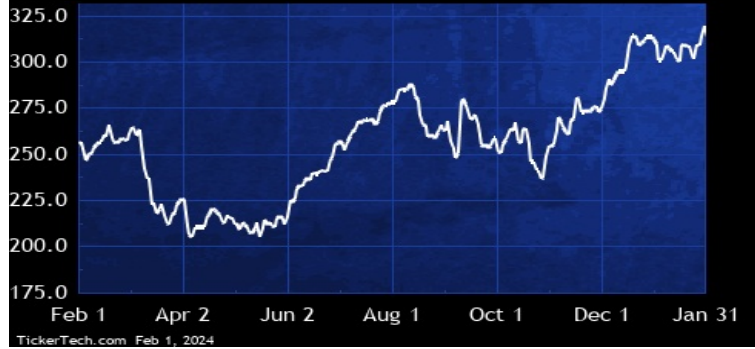
Name:	Carlisle Companies Inc.
Stock buyback:	<a href="#">CSL buyback</a>
Website:	<a href="http://www.carlisle.com">www.carlisle.com</a>
Sector:	<a href="#">Metals Fabrication &amp; Products</a>
Number of ETFs Holding CSL:	91 ( <a href="#">see which ones</a> )
Total Market Value Held by ETFs:	\$3,150,227,082.92
Total Market Capitalization:	\$15,286,000,000
% of Market Cap. Held by ETFs:	20.61%

## CSL DIVIDEND HISTORY



## CSL — 1.1% YIELD

### Carlisle Companies Inc.

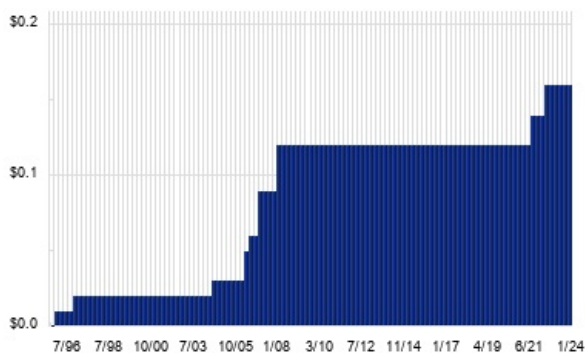


Carlisle Companies manufactures engineered products. Co. operates the following segments: Carlisle Construction Materials, which produces a range of building envelope products for commercial, industrial and residential buildings; Carlisle Interconnect Technologies, which designs and manufactures wire and cable, including optical fiber, for the commercial aerospace, military and defense electronics, medical device, industrial, and test and measurement markets; and Carlisle Fluid Technologies, which designs, manufactures and sells liquid, powder, sealants and adhesives finishing equipment and integrated system solutions for spraying, pumping, mixing, metering and curing a variety of coatings.

## CMC — KEY STATS

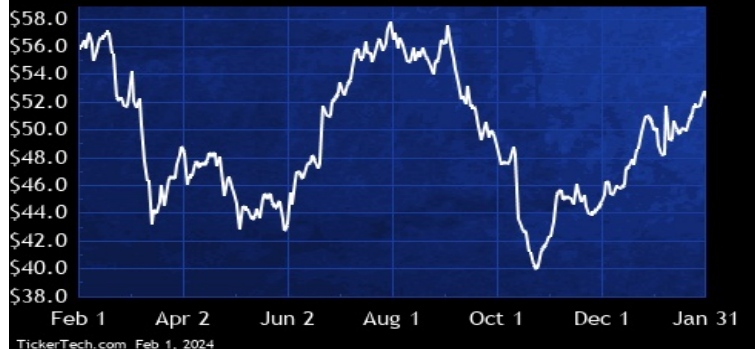
Name:	Commercial Metals Co.
Stock buyback:	<a href="#">CMC buyback</a>
Website:	<a href="http://www.cmc.com">www.cmc.com</a>
Sector:	<a href="#">Non-Precious Metals &amp; Non-Metallic Mining</a>
Number of ETFs Holding CMC:	61 ( <a href="#">see which ones</a> )
Total Market Value Held by ETFs:	\$1,342,466,905.26
Total Market Capitalization:	\$6,085,000,000
% of Market Cap. Held by ETFs:	22.06%

## CMC DIVIDEND HISTORY



## CMC — 1.2% YIELD

### Commercial Metals Co.

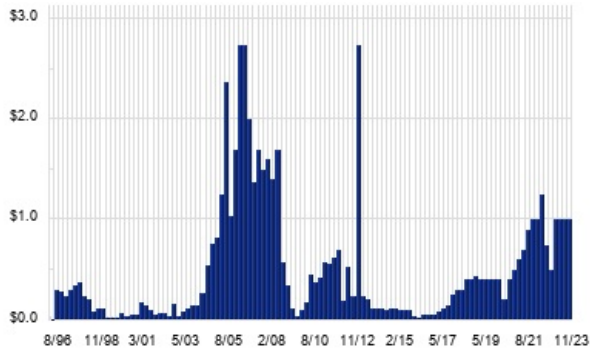


Commercial Metals manufactures, recycles and fabricates steel and metal products and provides related materials and services through a network of facilities that includes its electric arc furnace (EAF) mini mills, its EAF micro mills, its rerolling mill, steel fabrication and processing plants, construction-related product warehouses and metal recycling facilities in the U.S. and Poland. Through its Tensar operations, Co. is a global provider of ground and soil stabilization solutions selling into various national markets through the following primary product lines: Tensar® geogrids and Geopier® foundation systems.

## SCCO — KEY STATS

Name:	Southern Copper Corp
Website:	<a href="http://www.southerncoppercorp.com">www.southerncoppercorp.com</a>
Sector:	<u>Non-Precious Metals &amp; Non-Metallic Mining</u>
Number of ETFs Holding SCCO:	48 ( <a href="#">see which ones</a> )
Total Market Value Held by ETFs:	\$373,427,012.07
Total Market Capitalization:	\$64,678,000,000
% of Market Cap. Held by ETFs:	0.58%

## SCCO DIVIDEND HISTORY

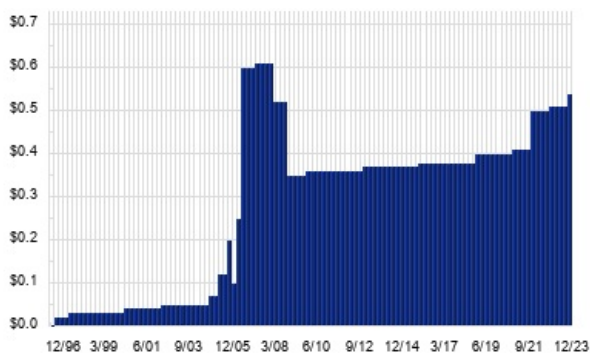


TickerTech.com Feb 1, 2024

## NUE — KEY STATS

Name:	Nucor Corp.
Stock buyback:	<a href="#">NUE buyback</a>
Website:	<a href="http://www.nucor.com">www.nucor.com</a>
Sector:	<u>Non-Precious Metals &amp; Non-Metallic Mining</u>
Number of ETFs Holding NUE:	124 ( <a href="#">see which ones</a> )
Total Market Value Held by ETFs:	\$8,268,314,009.52
Total Market Capitalization:	\$43,425,000,000
% of Market Cap. Held by ETFs:	19.04%

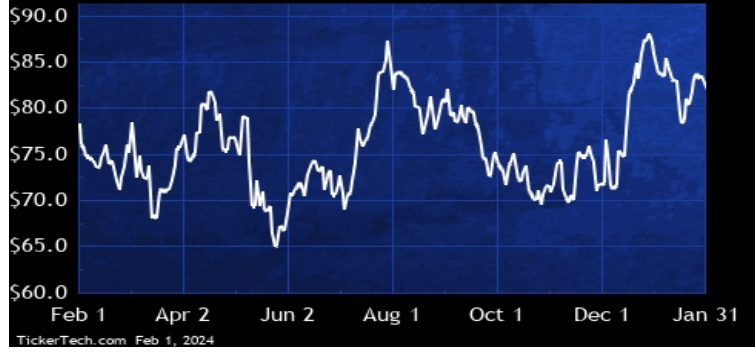
## NUE DIVIDEND HISTORY



TickerTech.com Feb 1, 2024

## SCCO — 3.9% YIELD

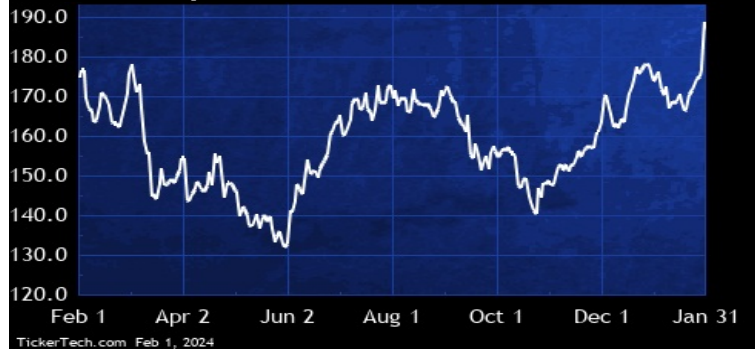
### Southern Copper Corp



Southern Copper is a copper producer. Co.'s mining, smelting and refining facilities are located in Peru and Mexico and Co. conducts exploration activities in those countries and in Argentina, Chile and Ecuador. Co.'s Peruvian copper operations involve mining, milling and flotation of copper ore to produce copper concentrates and molybdenum concentrates; the smelting of copper concentrates to produce blister and anode copper; and the refining of anode copper to produce copper cathodes. Co.'s Mexican operations are conducted through its subsidiary, Minera Mexico, S.A. de C.V., which engages primarily in the mining and processing of copper, molybdenum, zinc, silver, gold and lead.

## NUE — 1.2% YIELD

### Nucor Corp.

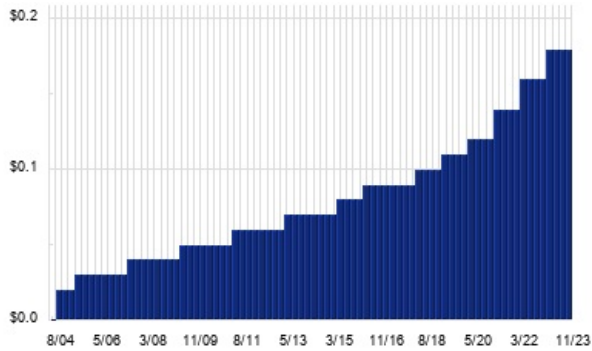


Nucor manufactures steel and steel products. Co. has three segments: steel mills, which produces sheet steel, plate steel, structural steel and bar steel; steel products, which produces hollow structural section steel tubing, electrical conduit, steel racking, steel joists and joist girders, steel deck, fabricated concrete reinforcing steel, cold finished steel, steel fasteners, metal building systems, insulated metal panels, steel grating and expanded metal, and wire and wire mesh; and raw materials, which produces direct reduced iron (DRI), brokers ferrous and nonferrous metals, pig iron, hot briquetted iron and DRI, supplies ferro-alloys, and processes ferrous and nonferrous scrap metal.

## SLGN — KEY STATS

Name:	Silgan Holdings Inc
Stock buyback:	<a href="#">SLGN buyback</a>
Website:	<a href="http://www.silganholdings.com">www.silganholdings.com</a>
Sector:	<a href="#">Metals Fabrication &amp; Products</a>
Number of ETFs Holding SLGN:	60 ( <a href="#">see which ones</a> )
Total Market Value Held by ETFs:	\$752,662,640.88
Total Market Capitalization:	\$4,787,000,000
% of Market Cap. Held by ETFs:	15.72%

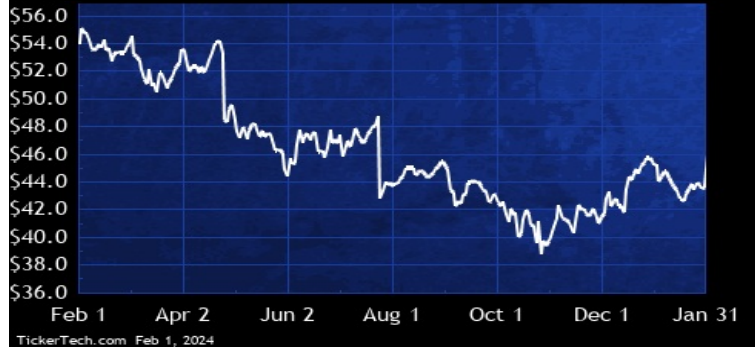
## SLGN DIVIDEND HISTORY



TickerTech.com Feb 1, 2024

## SLGN — 1.6% YIELD

### Silgan Holdings Inc

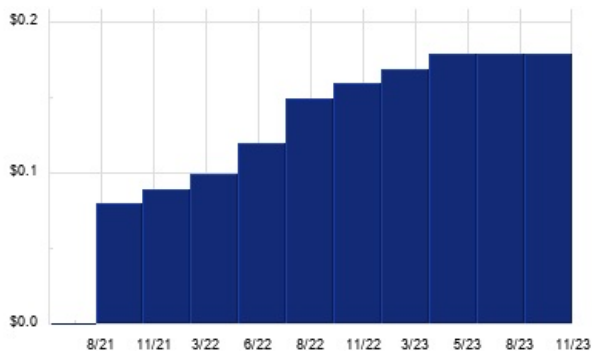


Silgan Holdings is a holding company. Through its subsidiaries, Co. manufactures rigid packaging solutions for consumer goods products. Co.'s three businesses are: dispensing and specialty closures business, which provides a variety of dispensing system solutions, including integrated dispensing packaging solutions, and proprietary metal and plastic specialty closures, as well as capping/sealing equipment and detection systems; metal containers business, which is engaged in the manufacture and sale of steel and aluminum containers; and custom containers business, which produces custom containers from a range of resin materials and provides an array of molding and decorating capabilities.

## RYI — KEY STATS

Name:	Ryerson Holding Corp
Stock buyback:	<a href="#">RYI buyback</a>
Website:	<a href="http://www.ir.ryerson.com">www.ir.ryerson.com</a>
Sector:	<a href="#">Non-Precious Metals &amp; Non-Metallic Mining</a>
Number of ETFs Holding RYI:	33 ( <a href="#">see which ones</a> )
Total Market Value Held by ETFs:	\$151,726,938.36
Total Market Capitalization:	\$1,185,000,000
% of Market Cap. Held by ETFs:	12.80%

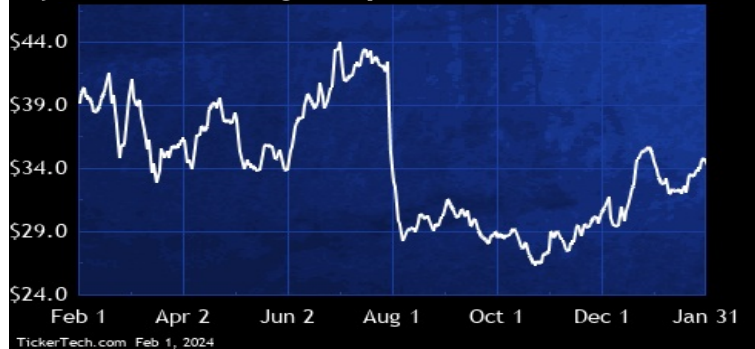
## RYI DIVIDEND HISTORY



TickerTech.com Feb 1, 2024

## RYI — 2.2% YIELD

### Ryerson Holding Corp



Ryerson Holding is a metals service center, a processor and distributor of industrial metals with operations in the U.S. through Joseph T. Ryerson & Son, Inc., in Canada through its subsidiary, Ryerson Canada, Inc., and in Mexico through its subsidiary, Ryerson Metals de Mexico, S. de R.L. de C.V. In addition, Co. conducts processing and distribution operations in China through an indirect wholly-owned subsidiary, Ryerson China Limited. Co. carries a line of products in stainless steel, aluminum, carbon steel, and alloy steels and a line of nickel and red metals in various shapes and forms. In addition to its metals products, Co. provides several processing and fabrication services.



Nothing in Dividend Channel is intended to be investment advice, nor does it represent the opinion of, counsel from, or recommendations by BNK Invest Inc. or any of its affiliates, subsidiaries or partners. None of the information contained herein constitutes a recommendation that any particular security, portfolio, transaction, or investment strategy is suitable for any specific person. All viewers agree that under no circumstances will BNK Invest, Inc., its subsidiaries, partners, officers, employees, affiliates, or agents be held liable for any loss or damage caused by your reliance on information obtained. By visiting, using or viewing this site, you agree to the following [Full Disclaimer & Terms of Service](#). Video widget and dividend videos powered by Market News Video. Quote data delayed at least 20 minutes; data powered by Ticker Technologies, and Mergent. [Contact Dividend Channel](#); [Meet Our Editorial Staff](#).