

10 Dividend Paying Metals Stocks

<http://www.metalschannel.com/>

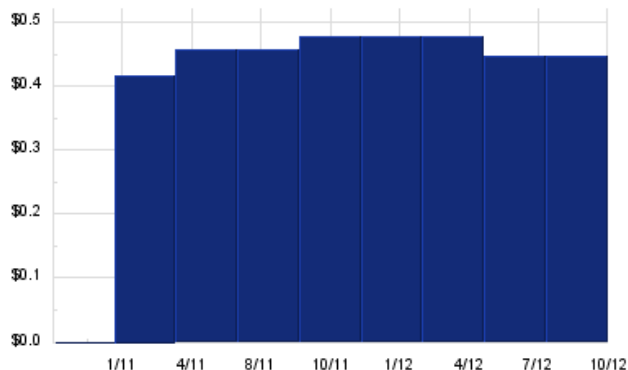
Metals Channel paired our coverage universe of metals stocks, with Dividend Channel's proprietary DividendRank formula, to bring you this list of 10 top ranked dividend paying metals stocks. The DividendRank formula considers a variety of data – dividend history & yield, book value, quarterly earnings – and compares it to the stock's trading data to come up with certain calculations about profitability and about the stock's valuation (whether we think it looks "cheap" or "expensive"). The result is this list of the top most "interesting" ideas that merit further research.



RNO — Key Stats

Name:	Rhino Resource Partners LP
Website:	www.rhinolp.com
Sector:	<u>Metals & Mining</u>
Number of ETFs Holding RNO:	3 (see which ones)
Total Market Value Held by ETFs:	\$626,008
Total Market Capitalization:	\$227,000,000
% of Market Cap. Held by ETFs:	0.28%

RNO Dividend History



TickerTech.com Jan 15, 2013

RNO — 12.1% Yield

Rhino Resource Partners LP

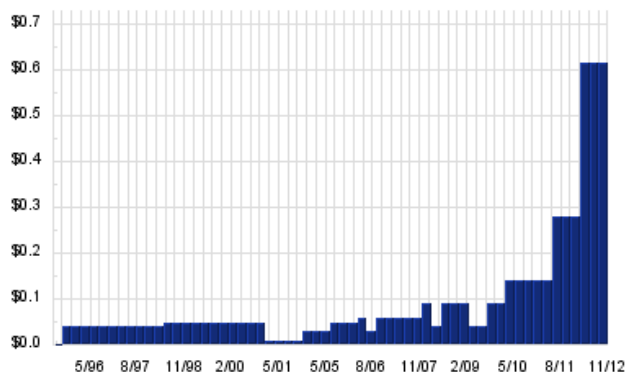


Rhino Resource Partners is engaged in controlling and operating coal properties and investing in other natural resource assets. Co. produces, processes, and sells coal of various steam and metallurgical grades. Co. also mines limestone. In addition to its mining operations, Co. operates several subsidiaries which provide auxiliary services for its coal mining operations. As of Dec 31 2011, Co. controlled an estimated 437.0 million tons of proven and probable reserves. As of Dec 31 2011, Rhino Eastern LLC, a joint venture in which Co. owned a 51% membership interest and for which Co. served as manager, controlled an estimated 43.4 million tons of proven and probable coal reserves.

CLF — Key Stats

Name:	Cliffs Natural Resources, Inc.
Website:	www.cliffsnaturalresources.com
Sector:	<u>Non-Precious Metals & Non-Metallic Mining</u>
Number of ETFs Holding CLF:	67 (see which ones)
Total Market Value Held by ETFs:	\$389,293,274
Total Market Capitalization:	\$5,160,000,000
% of Market Cap. Held by ETFs:	7.54%

CLF Dividend History



TickerTech.com Jan 15, 2013

CLF — 6.9% Yield

Cliffs Natural Resources, Inc.

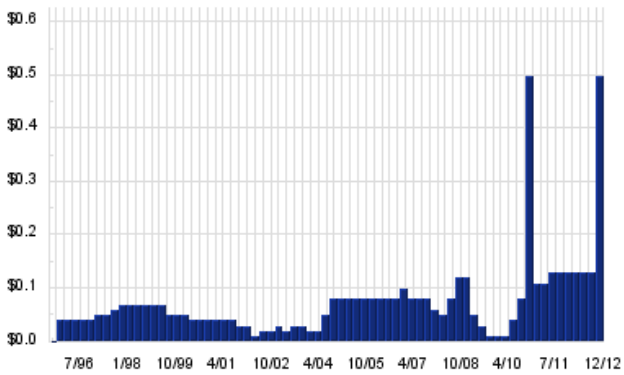


Cliffs Natural Resources is a mining and natural resources company. As of Dec 31 2011, Co. operated five iron ore mines in Michigan and Minnesota, five metallurgical coal mines in West Virginia and Alabama, and one thermal coal mine in West Virginia. Co. also operates two iron ore mines in Eastern Canada. Co.'s Asia Pacific operations are comprised of two iron ore mining complexes in Western Australia, and a 45.0% economic interest in a coking and thermal coal mine in Queensland, Australia. In Latin America, Co. has a 30.0% interest in Amapa, a Brazilian iron ore project, and in Ontario, Canada, Co. has a key chromite project in the pre-feasibility stage of exploration.

FRD — Key Stats

Name:	Friedman Industries, Inc.
Website:	www.friedmanindustries.com
Sector:	Non-Precious Metals & Non-Metallic Mining
Number of ETFs Holding FRD:	1 (see which ones)
Total Market Value Held by ETFs:	\$53,851
Total Market Capitalization:	\$75,000,000
% of Market Cap. Held by ETFs:	0.07%

FRD Dividend History



TickerTech.com Jan 15, 2013

FRD — 4.7% Yield

Friedman Industries, Inc.

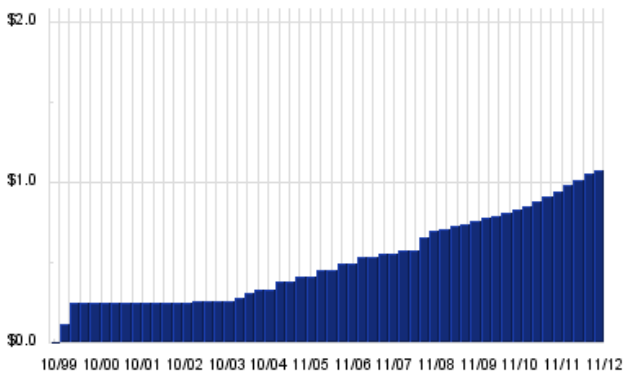


Friedman Industries is engaged in steel processing, pipe manufacturing and processing and steel and pipe distribution. As of Mar 31 2011, Co. had two product groups, coil and tubular products. Co. purchases hot-rolled steel coils, processes the coils into flat, finished sheet and plate and sells these products on a wholesale basis. Co. also processes customer-owned coils on a fee basis. Through its Texas Tubular Products Division (TTP), Co. manufactures, purchases, processes and markets tubular products. TTP operates two pipe mills which manufacture line and oil country pipe and also manufacture pipe for structural and piling purposes.

ARLP — Key Stats

Name:	Alliance Resource Partners, L.P.
Website:	www.arlp.com
Sector:	Metals & Mining
Number of ETFs Holding ARLP:	3 (see which ones)
Total Market Value Held by ETFs:	\$5,697,926
Total Market Capitalization:	\$2,369,000,000
% of Market Cap. Held by ETFs:	0.24%

ARLP Dividend History



TickerTech.com Jan 15, 2013

ARLP — 6.7% Yield

Alliance Resource Partners, L.P.

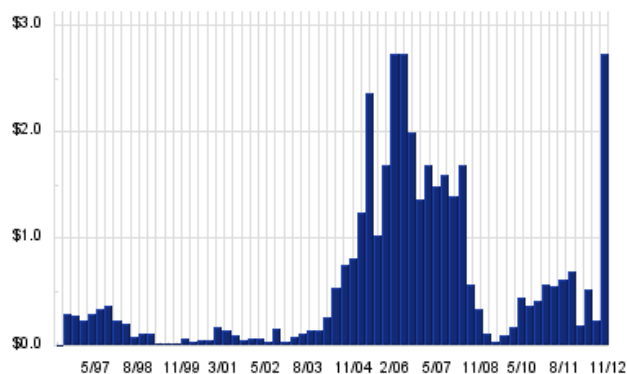


Alliance Resource Partners is a producer and marketer of a range of steam coals with varying sulfur and heat contents primarily to U.S. utilities and industrial users. In addition, Co. develops and markets additional services, which include ash and scrubber sludge removal, coal yard maintenance and arranging alternate transportation services. As of Dec 31 2010, Co. operated nine underground mining complexes in Illinois, Indiana, Kentucky, Maryland, and West Virginia. Also, at such date, Co. had approximately 697.4 million tons of coal reserves in Illinois, Indiana, Kentucky, Maryland, Pennsylvania and West Virginia.

SCCO – Key Stats

Name:	Southern Copper Corp
Website:	www.southernperu.com
Sector:	Non-Precious Metals & Non-Metallic Mining
Number of ETFs Holding SCCO:	49 (see which ones)
Total Market Value Held by ETFs:	\$248,310,383
Total Market Capitalization:	\$33,357,000,000
% of Market Cap. Held by ETFs:	0.74%

SCCO Dividend History



TickerTech.com Jan 15, 2013

SCCO – 27.5% Yield

Southern Copper Corp

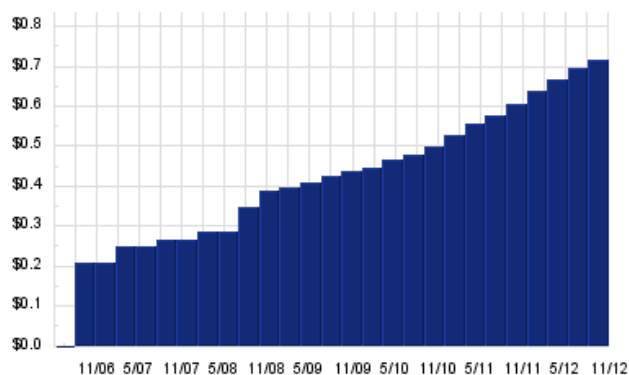


Southern Copper produces copper, molybdenum, zinc and silver. Co.'s mining, smelting and refining facilities are located in Peru and in Mexico, and it conducts exploration activities in those countries and in Argentina, Chile and Ecuador. Co.'s Peruvian copper operations involve mining, milling and flotation of copper ore to produce copper concentrates and molybdenum concentrates; the smelting of copper concentrates to produce anode copper; and the refining of anode copper to produce copper cathodes. Co. also produces molybdenum concentrate and refined silver. Co.'s Mexican operations are primarily engaged in the mining and processing of copper, molybdenum, zinc, silver, gold and lead.

AHGP – Key Stats

Name:	Alliance Holdings Group LP
Website:	www.ahgp.com
Sector:	Metals & Mining
Number of ETFs Holding AHGP:	3 (see which ones)
Total Market Value Held by ETFs:	\$5,943,364
Total Market Capitalization:	\$2,984,000,000
% of Market Cap. Held by ETFs:	0.20%

AHGP Dividend History



TickerTech.com Jan 15, 2013

AHGP – 5.8% Yield

Alliance Holdings Group LP

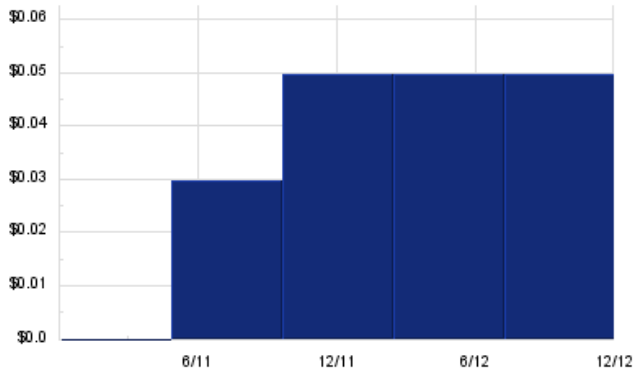


Alliance Holdings Group is a limited partnership. Co. owns 100.0% of the members' interest in Alliance Resource Management GP, LLC, the managing general partner of Alliance Resource Partners, L.P. (ARLP). ARLP conducts substantially all of its business through its wholly-owned subsidiary, Alliance Resource Operating Partners, L.P. ARLP and its subsidiaries (ARLP Partnership) are a producer and marketer of coal primarily to U.S. utilities and industrial users, and produce a range of steam coals with several sulfur and heat contents. As of Dec 31 2010, ARLP Partnership operated nine underground mining complexes in Illinois, Indiana, Kentucky, Maryland, and West Virginia.

NSU — Key Stats

Name:	Nevsun Resources Ltd.
Website:	www.nevsun.com
Sector:	Precious Metals
Number of ETFs Holding NSU:	3 (see which ones)
Total Market Value Held by ETFs:	\$59,645,745
Total Market Capitalization:	\$894,000,000
% of Market Cap. Held by ETFs:	6.67%

NSU Dividend History



TickerTech.com Jan 15, 2013

NSU — 2.2% Yield

Nevsun Resources Ltd.

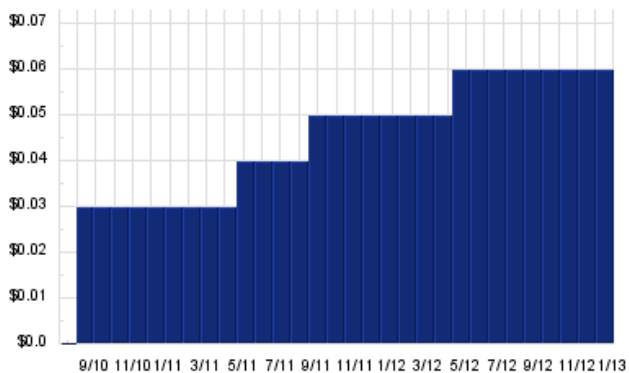


Nevsun Resources is a mineral resource company engaged in the acquisition, exploration, development and production of mineral properties.

GORO — Key Stats

Name:	Gold Resource Corp
Website:	www.goldresourcecorp.com
Sector:	Precious Metals
Number of ETFs Holding GORO:	17 (see which ones)
Total Market Value Held by ETFs:	\$6,139,830
Total Market Capitalization:	\$780,000,000
% of Market Cap. Held by ETFs:	0.79%

GORO Dividend History



TickerTech.com Jan 15, 2013

GORO — 4.8% Yield

Gold Resource Corp

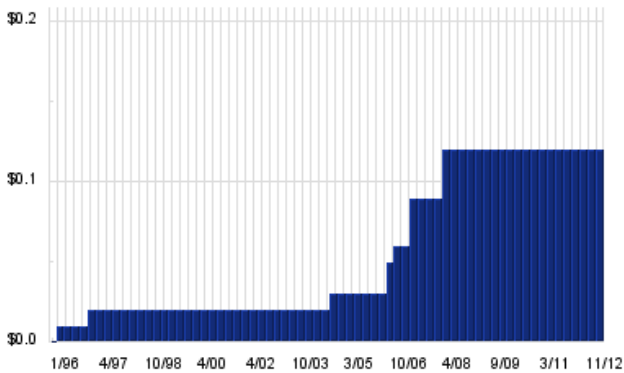


Gold Resource is an exploration stage company engaged in the exploration for and production of gold and silver in Mexico. As of Dec 31 2010, Co. held a 100.0% interest in five properties in Mexico's southern State of Oaxaca. These properties are the El Aguila project, the El Rey property, the Las Margaritas property, the Solaga property and the Alta Gracia property.

CMC — Key Stats

Name:	Commercial Metals Co.
Website:	www.cmc.com
Sector:	<u>Non-Precious Metals & Non-Metallic Mining</u>
Number of ETFs Holding CMC:	51 (see which ones)
Total Market Value Held by ETFs:	\$136,925,361
Total Market Capitalization:	\$1,797,000,000
% of Market Cap. Held by ETFs:	7.62%

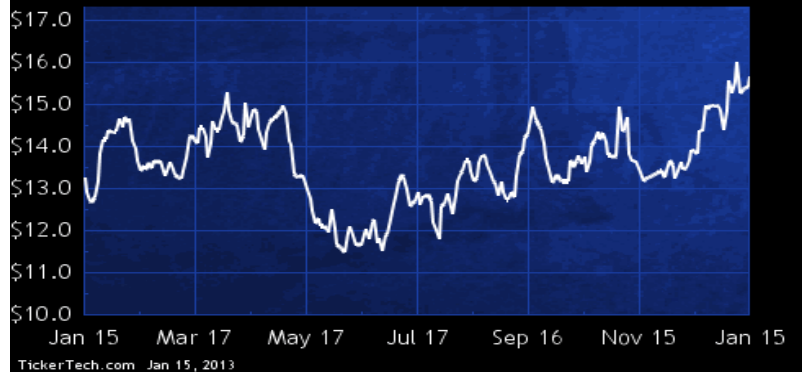
CMC Dividend History



TickerTech.com Jan 15, 2013

CMC — 3.1% Yield

Commercial Metals Co.

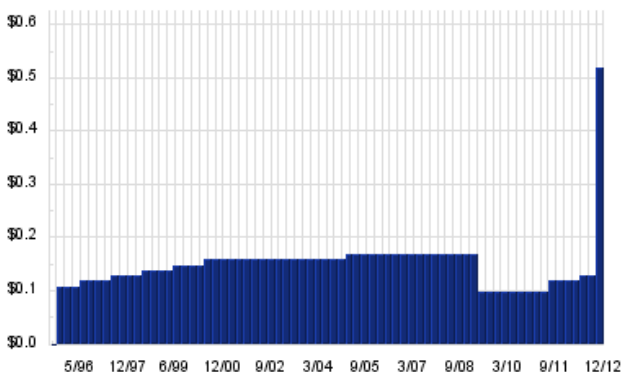


Commercial Metals produces, recycles and markets steel and metal products, related materials and services. The Americas Recycling segment consists of the scrap metal processing and sales operations. The Americas Mills segment includes the domestic steel mills. The Americas Fabrication segment includes the rebar fabrication operations, and fence post manufacturing and other products facilities. The International Mills segment includes the minimill and recycling business in Poland and fabrication business in Europe; and International Marketing and Distribution segment includes global operations for the sales, distribution and processing of steel products, metals and other industrial products.

WOR — Key Stats

Name:	Worthington Industries, Inc.
Website:	www.worthingtonindustries.com
Sector:	<u>Non-Precious Metals & Non-Metallic Mining</u>
Number of ETFs Holding WOR:	52 (see which ones)
Total Market Value Held by ETFs:	\$111,341,528
Total Market Capitalization:	\$1,960,000,000
% of Market Cap. Held by ETFs:	5.68%

WOR Dividend History



TickerTech.com Jan 15, 2013

WOR — 1.9% Yield

Worthington Industries, Inc.



Worthington Industries is a metals processing company, focused on steel processing and manufactured metal products. Co.'s manufactured metal products include: pressure cylinder products such as propane, oxygen and helium tanks, hand torches, refrigerant and industrial cylinders, camping cylinders, scuba tanks, compressed natural gas cylinders and helium balloon kits; engineered cabs and operator stations and cab components; framing systems; steel pallets and racks; and, through joint ventures, suspension grid systems for concealed and lay-in panel ceilings; laser welded blanks; light gauge steel framing for commercial and residential construction; and automotive service stampings.

 **METALS Channel**

 **Dividend Channel**

Nothing in Dividend Channel is intended to be investment advice, nor does it represent the opinion of, counsel from, or recommendations by BNK Invest Inc. or any of its affiliates, subsidiaries or partners. None of the information contained herein constitutes a recommendation that any particular security, portfolio, transaction, or investment strategy is suitable for any specific person. All viewers agree that under no circumstances will BNK Invest, Inc., its subsidiaries, partners, officers, employees, affiliates, or agents be held liable for any loss or damage caused by your reliance on information obtained. By visiting, using or viewing this site, you agree to the following [Full Disclaimer & Terms of Service](#). Video widget and dividend videos powered by Market News Video. Quote data delayed at least 20 minutes; [data powered by Ticker Technologies](#), and Mergent. [Contact Dividend Channel!](#) [Meet Our Editorial Staff](#).