

## 10 Dividend Paying Metals Stocks

<http://www.metalschannel.com/>

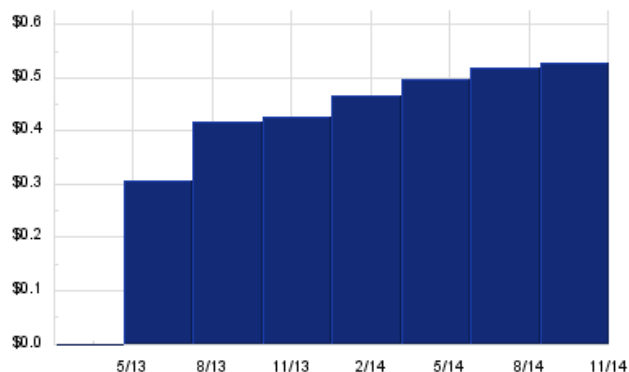
Metals Channel paired our coverage universe of metals stocks, with Dividend Channel's proprietary DividendRank formula, to bring you this list of 10 top ranked dividend paying metals stocks. The DividendRank formula considers a variety of data – dividend history & yield, book value, quarterly earnings – and compares it to the stock's trading data to come up with certain calculations about profitability and about the stock's valuation (whether we think it looks "cheap" or "expensive"). The result is this list of the top most "interesting" ideas that merit further research.



## SXCP — Key Stats

Name:	SunCoke Energy Partners LP
Website:	<a href="http://www.sxcpartners.com">www.sxcpartners.com</a>
Sector:	Metals Fabrication & Products
Number of ETFs Holding SXCP:	1 (see which ones)
Total Market Value Held by ETFs:	\$68,867
Total Market Capitalization:	\$589,000,000
% of Market Cap. Held by ETFs:	0.01%

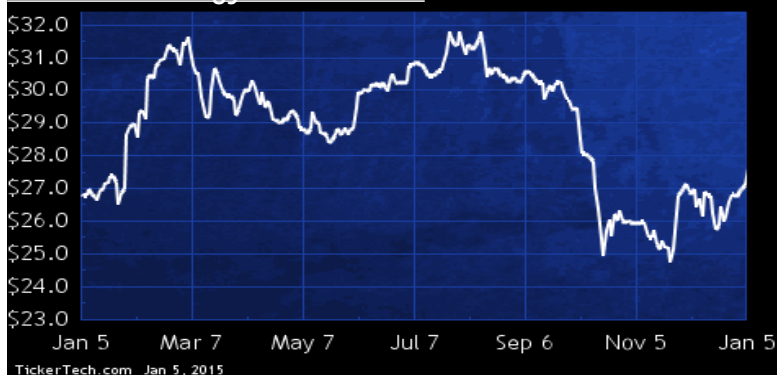
## SXCP Dividend History



TickerTech.com Jan 2, 2015

## SXCP — 7.6% Yield

### SunCoke Energy Partners LP

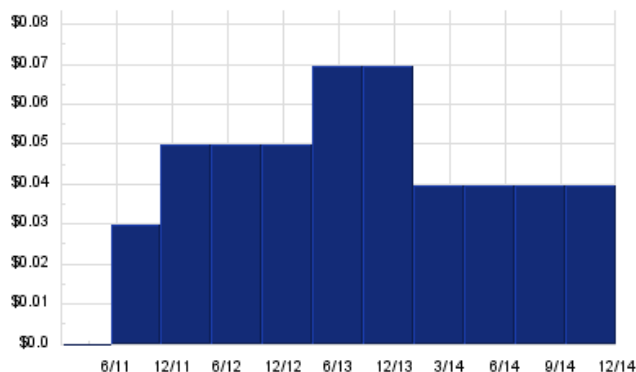


SunCoke Energy Partners manufactures coke used in the blast furnace production of steel. Co.'s cokemaking ovens utilizes heat recovery technology designed to combust the coal's volatile components liberated during the cokemaking process and use the resulting heat to create steam or electricity for sale. Co. has two segments: Domestic Coke, which consists of its Haverhill Coke Company LLC and Middletown Coke Company, LLC cokemaking and heat recovery operations located in Franklin Furnace, OH and Middletown, OH, respectively; and Coal Logistics, which consists of its coal handling and blending service operations in East Chicago, IN; Ceredo, WV; Belle, WV; and Catlettsburg, KY.

## NSU — Key Stats

Name:	Nevsun Resources Ltd.
Website:	<a href="http://www.nevsun.com">www.nevsun.com</a>
Sector:	Precious Metals
Number of ETFs Holding NSU:	3 (see which ones)
Total Market Value Held by ETFs:	\$1,118,289
Total Market Capitalization:	\$775,000,000
% of Market Cap. Held by ETFs:	0.14%

## NSU Dividend History



TickerTech.com Jan 2, 2015

## NSU — 4.1% Yield

### Nevsun Resources Ltd.

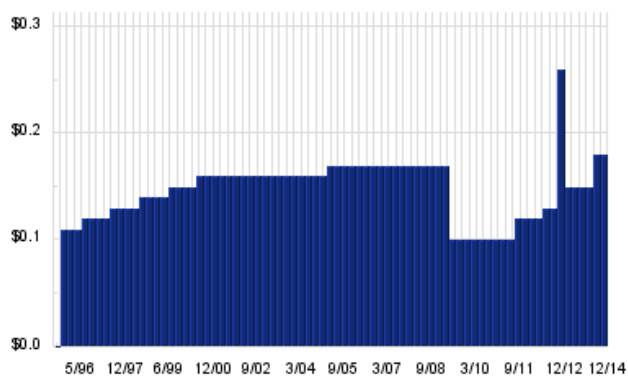


Nevsun Resources is engaged in the acquisition, exploration, development, extraction and production of gold and base metals mineral resources in Africa.

## WOR — Key Stats

Name:	Worthington Industries, Inc.
Website:	<a href="http://www.worthingtonindustries.com">www.worthingtonindustries.com</a>
Sector:	Non-Precious Metals & Non-Metallic Mining
Number of ETFs Holding WOR:	48 ( <a href="#">see which ones</a> )
Total Market Value Held by ETFs:	\$118,927,131
Total Market Capitalization:	\$2,061,000,000
% of Market Cap. Held by ETFs:	5.77%

## WOR Dividend History



TickerTech.com Jan 3, 2015

## WOR — 2.4% Yield

### Worthington Industries, Inc.

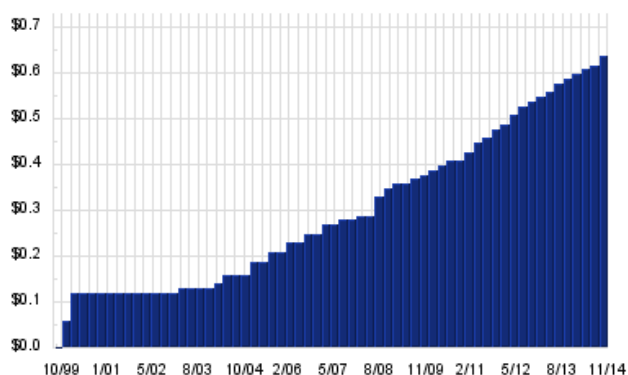


Worthington Industries is a metals manufacturing company, focused on steel processing and manufactured metal products. Co.'s operations include three business segments: Steel Processing, which consists of the Worthington Steel business unit, and includes Precision Specialty Metals, Inc., a stainless processor, and Spartan Steel Coating, LLC that operates a cold-rolled hot dipped galvanizing line; Pressure Cylinders, which consists of the Worthington Cylinders business unit and includes India-based Worthington Nitin Cylinders Limited that manufactures high-pressure steel cylinders; as well as Engineered Cabs, which consists of the Worthington Industries Engineered Cabs business unit.

## ARLP — Key Stats

Name:	Alliance Resource Partners LP
Website:	<a href="http://www.arlp.com">www.arlp.com</a>
Sector:	Metals & Mining
Number of ETFs Holding ARLP:	8 ( <a href="#">see which ones</a> )
Total Market Value Held by ETFs:	\$29,203,579
Total Market Capitalization:	\$3,188,000,000
% of Market Cap. Held by ETFs:	0.92%

## ARLP Dividend History



TickerTech.com Jan 2, 2015

## ARLP — 5.9% Yield

### Alliance Resource Partners LP

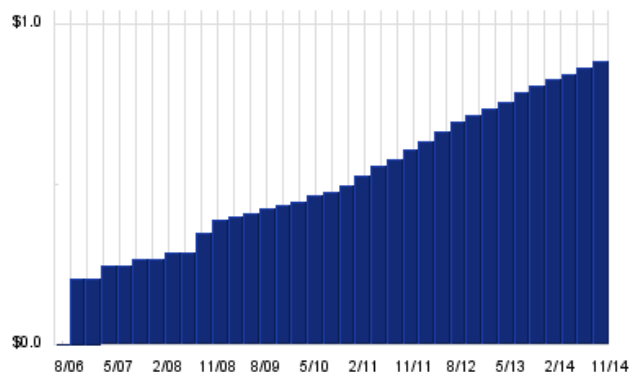


Alliance Resource Partners is a producer and marketer of a range of steam coals with varying sulfur and heat contents primarily to U.S. utilities and industrial users. In addition, Co. develops and markets additional services, which include ash and scrubber sludge removal, coal yard maintenance and arranging alternate transportation services. As of Dec 31 2013, Co. operated 10 underground mining complexes in Illinois, Indiana, Kentucky, Maryland, and West Virginia. Also, at Dec 31 2013, Co. had approximately 1.10 billion tons of coal reserves in Illinois, Indiana, Kentucky, Maryland and West Virginia.

## AHGP — Key Stats

Name:	Alliance Holdings Group LP
Website:	<a href="http://www.ahgp.com">www.ahgp.com</a>
Sector:	Metals & Mining
Number of ETFs Holding AHGP:	7 (see which ones)
Total Market Value Held by ETFs:	\$14,209,307
Total Market Capitalization:	\$3,651,000,000
% of Market Cap. Held by ETFs:	0.39%

## AHGP Dividend History



TickerTech.com Jan 2, 2015

## AHGP — 5.7% Yield

### Alliance Holdings Group LP

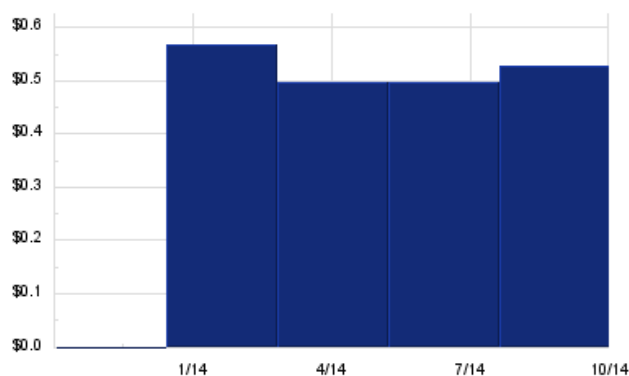


Alliance Holdings Group is a limited partnership. Co. owns 100% of the members' interest in Alliance Resource Management GP, LLC, the managing general partner of Alliance Resource Partners, L.P. (ARLP). Co., ARLP, and its subsidiaries (collectively, ARLP Partnership), produce and market coal primarily to U.S. utilities and industrial users. The ARLP Partnership's mining activities are conducted in three geographic regions: Illinois Basin, with mining operations located in western Kentucky, southern Illinois and southern Indiana; Central Appalachian, with mining operations located in eastern Kentucky; and Northern Appalachian, with mining operations located in Maryland and West Virginia.

## OCIR — Key Stats

Name:	OCI Resources LP
Website:	<a href="http://www.ociresources.com">www.ociresources.com</a>
Sector:	Metals & Mining
Number of ETFs Holding OCIR:	1 (see which ones)
Total Market Value Held by ETFs:	\$67,443
Total Market Capitalization:	\$252,000,000
% of Market Cap. Held by ETFs:	0.03%

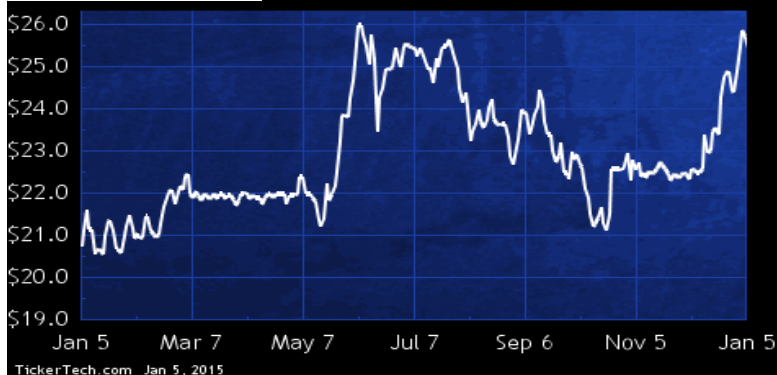
## OCIR Dividend History



TickerTech.com Jan 2, 2015

## OCIR — 8.3% Yield

### OCI Resources LP

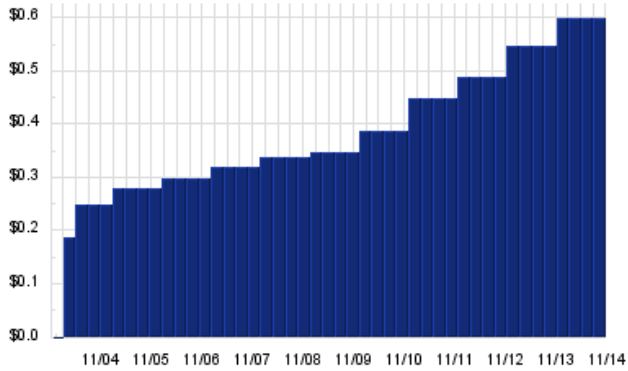


OCI Resources operates the trona ore mining and soda ash production business of its subsidiary, OCI Wyoming, L.P. (OCI Wyoming). Co. owns a controlling 40.98% general partner interest and 10.02% limited partner interest in OCI Wyoming. Trona is a soft mineral and consists primarily of sodium carbonate, or soda ash, sodium bicarbonate and water. Co. processes trona ore into soda ash, which is a raw material in flat glass, container glass, detergents, chemicals, paper and other consumer and industrial products. As of Dec 31 2013, Co. had estimated proven and probable reserves of approximately 263.1 million short tons of trona, which is equivalent to 143.3 million short tons of soda ash.

## CMP — Key Stats

Name:	Compass Minerals International Inc
Website:	<a href="http://www.compassminerals.com">www.compassminerals.com</a>
Sector:	Metals & Mining
Number of ETFs Holding CMP:	54 (see which ones)
Total Market Value Held by ETFs:	\$174,011,086
Total Market Capitalization:	\$2,916,000,000
% of Market Cap. Held by ETFs:	5.97%

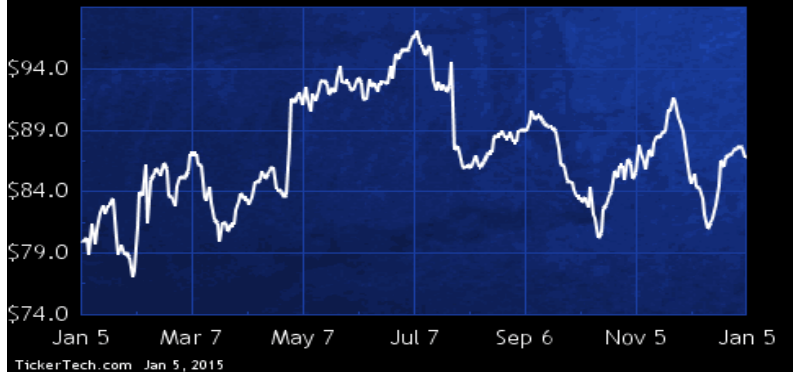
## CMP Dividend History



TickerTech.com Jan 5, 2015

## CMP — 2.8% Yield

### Compass Minerals International Inc

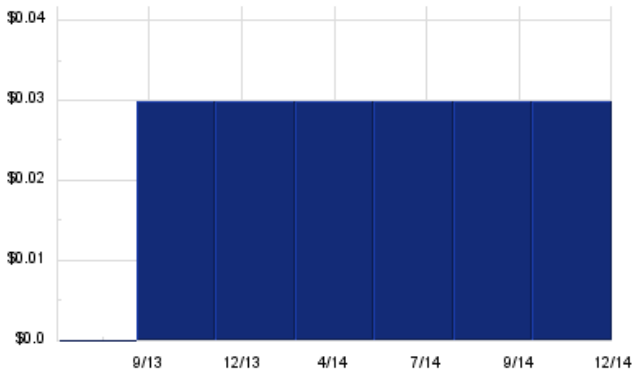


Compass Minerals International, through its subsidiaries, is a producer of minerals, including salt, sulfate of potash specialty fertilizer and magnesium chloride. Co. provides highway deicing salt to customers in North America and the U.K. and specialty fertilizer to growers and fertilizer distributors worldwide. Co. also produces and markets consumer deicing and water conditioning products, ingredients used in consumer and commercial food preparation, and other mineral-based products for consumer, agricultural and industrial applications. In the U.K., Co. operates a records management business utilizing excavated areas of its Winsford salt mine with two other locations in London, England.

## ERS — Key Stats

Name:	Empire Resources Inc
Website:	<a href="http://www.empireresources.com">www.empireresources.com</a>
Sector:	Metals Fabrication & Products

## ERS Dividend History



TickerTech.com Jan 5, 2015

## ERS — 2.1% Yield

### Empire Resources Inc

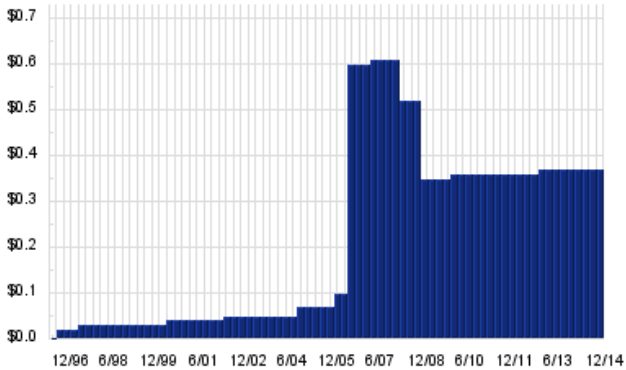


Empire Resources is engaged in the purchase, sale and distribution of semi-finished aluminum and steel products to a customer base located in the Americas, Europe, Australia and New Zealand. Co. sells its products through its own marketing and sales personnel as well as through commission based independent sales agents located in North America and Europe. Co. sells semi-finished aluminum and steel products, which are produced by processing primary aluminum or steel and/or aluminum or steel scrap. Co. provides these forms of semi-finished products to its customers including: Aluminum Sheet/Coil, Aluminum Plate, Aluminum Treadplate, Aluminum Foil, Stainless Steel and Carbon Steel.

## NUE — Key Stats

Name:	Nucor Corp.
Website:	<a href="http://www.nucor.com">www.nucor.com</a>
Sector:	Non-Precious Metals & Non-Metallic Mining
Number of ETFs Holding NUE:	77 (see which ones)
Total Market Value Held by ETFs:	\$984,538,778
Total Market Capitalization:	\$15,647,000,000
% of Market Cap. Held by ETFs:	6.29%

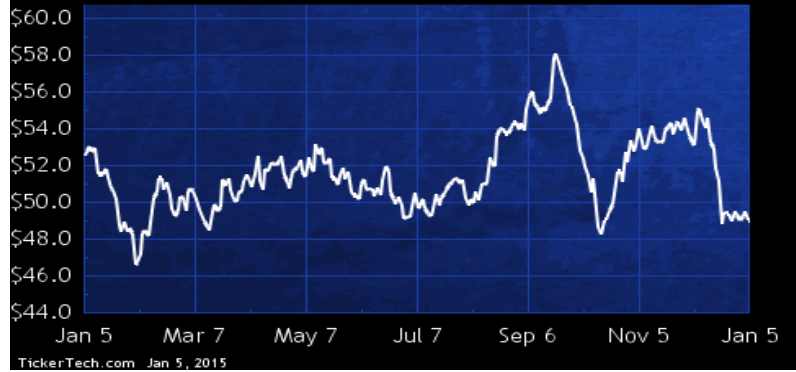
## NUE Dividend History



TickerTech.com Jan 3, 2015

## NUE — 3.0% Yield

### Nucor Corp.

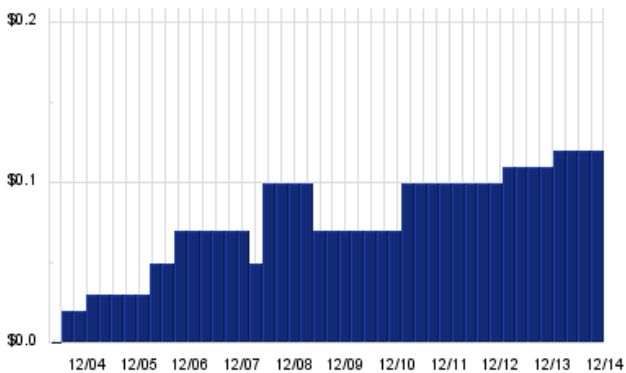


Nucor manufactures steel and steel products. Co. also produces direct reduced iron (DRI) for use in its steel mills. Through its The David J. Joseph Company subsidiary, Co. also processes ferrous and nonferrous metals and brokers ferrous and nonferrous metals, pig iron, hot briquetted iron and DRI. Co.'s primary markets are located in North America. Co.'s operations include several international trading companies that buy and sell steel and steel products manufactured by it and others. Co. reports its results in three segments: steel mills, steel products and raw materials.

## STLD — Key Stats

Name:	Steel Dynamics Inc.
Website:	<a href="http://www.steeldynamics.com">www.steeldynamics.com</a>
Sector:	Non-Precious Metals & Non-Metallic Mining
Number of ETFs Holding STLD:	53 (see which ones)
Total Market Value Held by ETFs:	\$261,176,530
Total Market Capitalization:	\$4,746,000,000
% of Market Cap. Held by ETFs:	5.50%

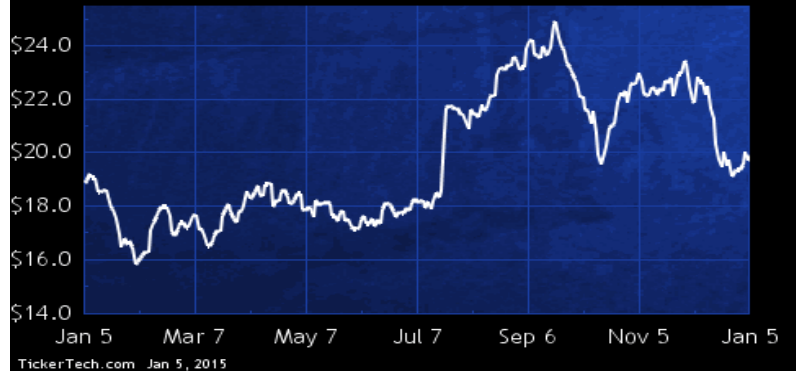
## STLD Dividend History



TickerTech.com Jan 5, 2015

## STLD — 2.3% Yield

### Steel Dynamics Inc.



Steel Dynamics is a manufacturer of steel products and metals recycler. Co. has three reporting segments: steel operations, which consist of its five electric arc furnace mini-mills, producing steel from steel scrap, using continuous casting, automated rolling mills, and various downstream finishing facilities; metals recycling and ferrous resources operations, which include its metals recycling operations, liquid pig iron production facility, and Minnesota iron operations; and steel fabrication operations, which include six New Millennium Building Systems plants, which fabricate steel joists, trusses, girders, and decking used within the non-residential construction industry.



Nothing in Dividend Channel is intended to be investment advice, nor does it represent the opinion of, counsel from, or recommendations by BNK Invest Inc. or any of its affiliates, subsidiaries or partners. None of the information contained herein constitutes a recommendation that any particular security, portfolio, transaction, or investment strategy is suitable for any specific person. All viewers agree that under no circumstances will BNK Invest, Inc., its subsidiaries, partners, officers, employees, affiliates, or agents be held liable for any loss or damage caused by your reliance on information obtained.

By visiting, using or viewing this site, you agree to the following [Full Disclaimer & Terms of Service](#). Video widget and dividend videos powered by Market News Video. Quote data delayed at least 20 minutes; [data powered by Ticker Technologies](#), and Mergent. [Contact Dividend Channel](#); [Meet Our Editorial Staff](#).