

10 Dividend Paying Metals Stocks

<http://www.metalschannel.com/>

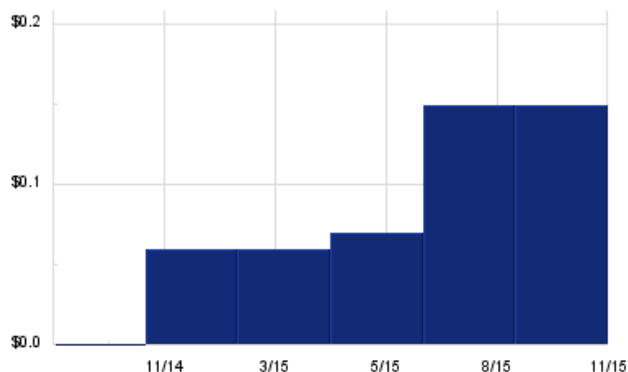
Metals Channel paired our coverage universe of metals stocks, with Dividend Channel's proprietary DividendRank formula, to bring you this list of 10 top ranked dividend paying metals stocks. The DividendRank formula considers a variety of data – dividend history & yield, book value, quarterly earnings – and compares it to the stock's trading data to come up with certain calculations about profitability and about the stock's valuation (whether we think it looks "cheap" or "expensive"). The result is this list of the top most "interesting" ideas that merit further research.



SXC — Key Stats

Name:	SunCoke Energy Inc
Stock buyback:	SXC buyback
Website:	www.suncoke.com
Sector:	Non-Precious Metals & Non-Metallic Mining
Number of ETFs Holding SXC:	34 (see which ones)
Total Market Value Held by ETFs:	\$20,311,585
Total Market Capitalization:	\$222,000,000
% of Market Cap. Held by ETFs:	9.15%

SXC Dividend History



TickerTech.com Jan 4, 2016

SXC — 17.3% Yield

SunCoke Energy Inc

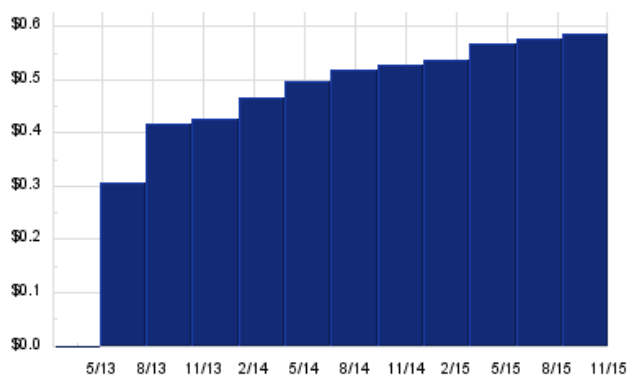


SunCoke Energy is an independent producer of coke. Coke is a principal raw material in the blast furnace steelmaking process. Co. has four segments: Domestic Coke, which consists of its Jewell, Indiana Harbor, Haverhill, Granite City and Middletown cokemaking and heat recovery operations; Brazil Coke, which consists of its operations in Vitoria, Brazil; India Coke, which consists of its cokemaking joint venture with Visa Steel Limited in Odisha, India; and Coal Logistics, which consists of coal handling and blending service operations. At Dec 31 2014, Co. had proven and probable coal reserves of approximately 111.0 million tons.

SXCP — Key Stats

Name:	SunCoke Energy Partners LP
Stock buyback:	SXCP buyback
Website:	www.sxcpartners.com
Sector:	Metals Fabrication & Products

SXCP Dividend History



TickerTech.com Jan 4, 2016

SXCP — 31.9% Yield

SunCoke Energy Partners LP

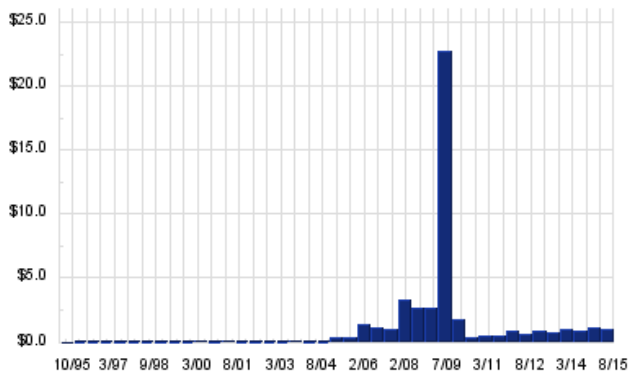


SunCoke Energy Partners manufactures coke used in the blast furnace production of steel. Co.'s cokemaking ovens utilizes heat recovery technology designed to combust the coal's volatile components liberated during the cokemaking process and use the resulting heat to create steam or electricity for sale. Co. has two segments: Domestic Coke, which consists of its Haverhill Coke Company LLC and Middletown Coke Company, LLC cokemaking and heat recovery operations located in Franklin Furnace, OH and Middletown, OH, respectively; and Coal Logistics, which consists of Co.'s coal handling and blending service operations in East Chicago, IN; Ceredo, WV; Belle, WV; and Catlettsburg, KY.

RIO — Key Stats

Name:	Rio Tinto Plc
Website:	www.riotinto.com
Sector:	Metals & Mining
Number of ETFs Holding RIO:	10 (see which ones)
Total Market Value Held by ETFs:	\$31,140,107
Total Market Capitalization:	\$40,058,000,000
% of Market Cap. Held by ETFs:	0.08%

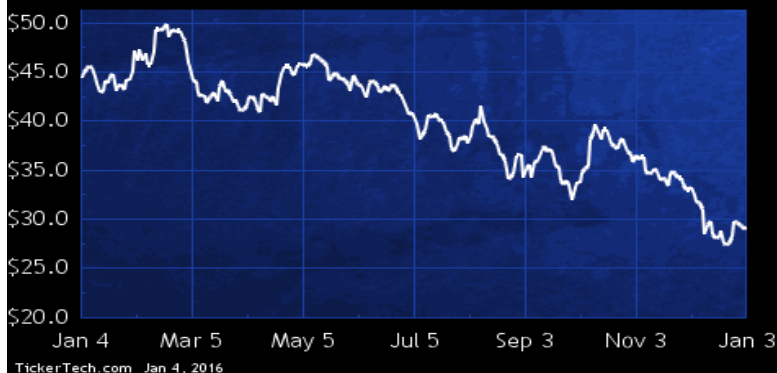
RIO Dividend History



TickerTech.com Jan 4, 2016

RIO — 7.3% Yield

Rio Tinto Plc

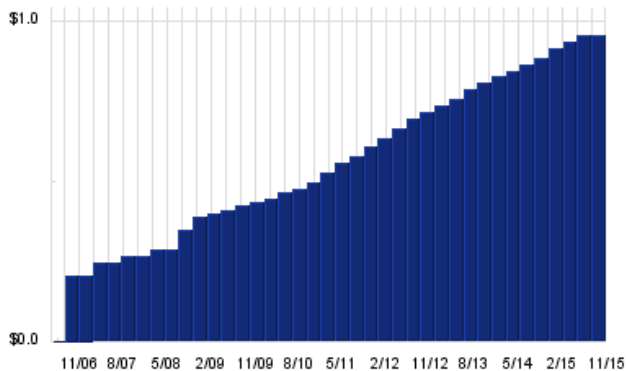


Rio Tinto is a mining group based in the United Kingdom. Co. is engaged in the business of finding, mining and processing mineral resources. Co.'s major products are iron ore, aluminium, copper, diamonds, coal, uranium, gold and industrial minerals (borax, titanium dioxide and salt). Co.'s activities span the world but are strongly represented in Australia and North America with significant businesses in South America, Asia, Europe and Africa. Co.'s operations comprise five principal product groups - Aluminium, Copper, Diamonds & Minerals, Energy and Iron Ore - plus two support groups: Technology & Innovation and Exploration.

AHGP — Key Stats

Name:	Alliance Holdings Group LP
Website:	www.ahgp.com
Sector:	Metals & Mining
Number of ETFs Holding AHGP:	5 (see which ones)
Total Market Value Held by ETFs:	\$3,038,928
Total Market Capitalization:	\$1,208,000,000
% of Market Cap. Held by ETFs:	0.25%

AHGP Dividend History



TickerTech.com Jan 4, 2016

AHGP — 19.0% Yield

Alliance Holdings Group LP

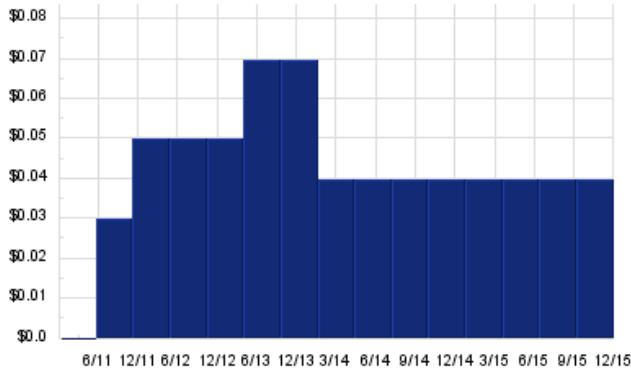


Alliance Holdings Group is a limited partnership. Co. owns 100% of the members' interest in Alliance Resource Management GP, LLC, the managing general partner of Alliance Resource Partners, L.P. (ARLP). Co., ARLP, and its subsidiaries (collectively, ARLP Partnership), produce and market coal primarily to U.S. utilities and industrial users. The ARLP Partnership's mining activities are conducted in two geographic regions: the Illinois Basin and Appalachian regions. At Dec 31 2014, Co., Alliance Resource Partners, L.P., and its subsidiaries, had approx. 1.5 billion tons of coal reserves.

NSU — Key Stats

Name:	Nevsun Resources Ltd.
Website:	www.nevsun.com
Sector:	<u>Precious Metals</u>
Number of ETFs Holding NSU:	2 (see which ones)
Total Market Value Held by ETFs:	\$875,508
Total Market Capitalization:	\$541,000,000
% of Market Cap. Held by ETFs:	0.16%

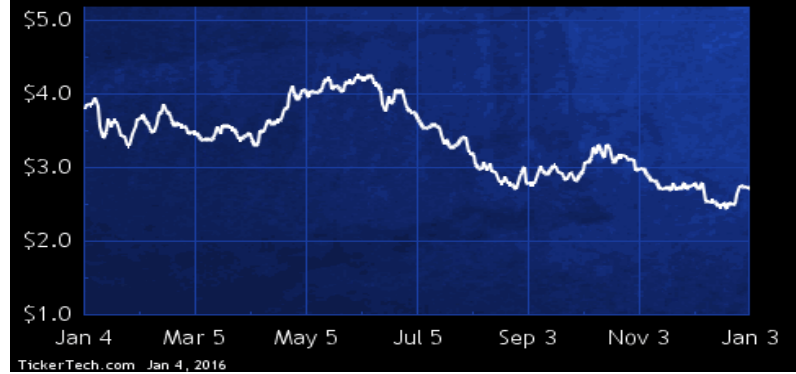
NSU Dividend History



TickerTech.com Jan 4, 2016

NSU — 5.9% Yield

Nevsun Resources Ltd.



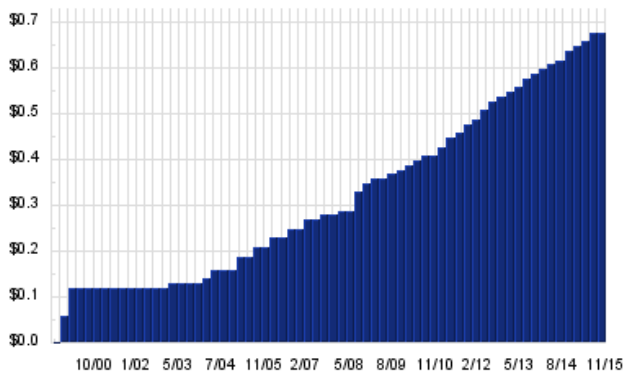
TickerTech.com Jan 4, 2016

Nevsun Resources is engaged in the acquisition, exploration, development, extraction and production of gold and base metals mineral resources in Africa.

ARLP — Key Stats

Name:	Alliance Resource Partners LP
Website:	www.arlp.com
Sector:	<u>Metals & Mining</u>
Number of ETFs Holding ARLP:	6 (see which ones)
Total Market Value Held by ETFs:	\$8,772,859
Total Market Capitalization:	\$1,001,000,000
% of Market Cap. Held by ETFs:	0.88%

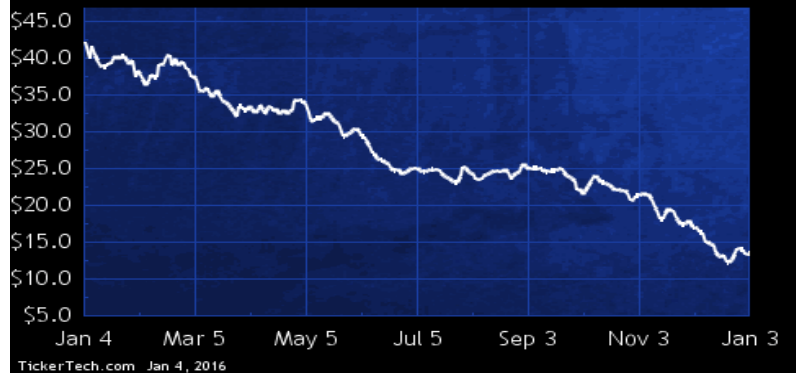
ARLP Dividend History



TickerTech.com Jan 4, 2016

ARLP — 20.0% Yield

Alliance Resource Partners LP



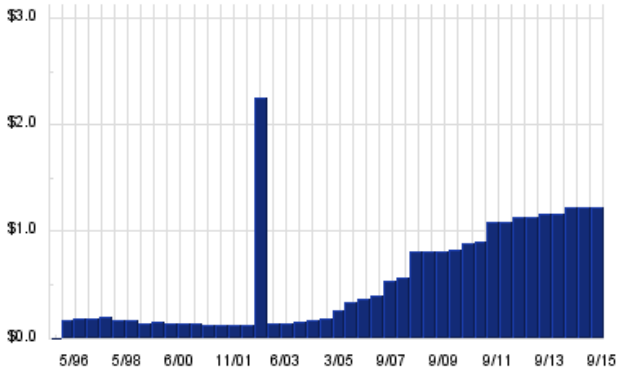
TickerTech.com Jan 4, 2016

Alliance Resource Partners is a producer and marketer of coal primarily to main U.S. utilities and industrial users. In addition, Co. develops and markets additional services, which include ash and scrubber sludge removal, coal yard maintenance and arranging alternate transportation services. As of Dec 31 2014, Co. operated 10 underground mining complexes in Illinois, Indiana, Kentucky, Maryland and West Virginia. Co. also operates a coal loading terminal on the Ohio River at Mt. Vernon, IN. Also, at Dec 31 2014, Co. had approximately 1.50 billion tons of proven and probable coal reserves in Illinois, Indiana, Kentucky, Maryland, Pennsylvania and West Virginia.

BHP — Key Stats

Name:	BHP Billiton Ltd.
Website:	www.bhpbilliton.com
Sector:	Non-Precious Metals & Non-Metallic Mining
Number of ETFs Holding BHP:	11 (see which ones)
Total Market Value Held by ETFs:	\$68,654,719
Total Market Capitalization:	\$15,916,000,000
% of Market Cap. Held by ETFs:	0.43%

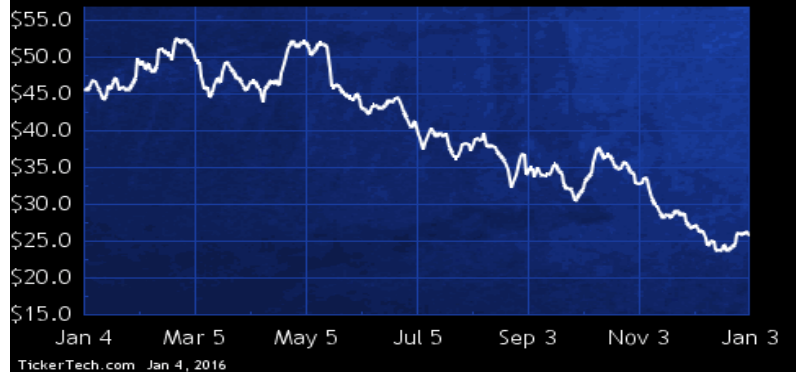
BHP Dividend History



TickerTech.com Jan 4, 2016

BHP — 9.6% Yield

BHP Billiton Ltd.

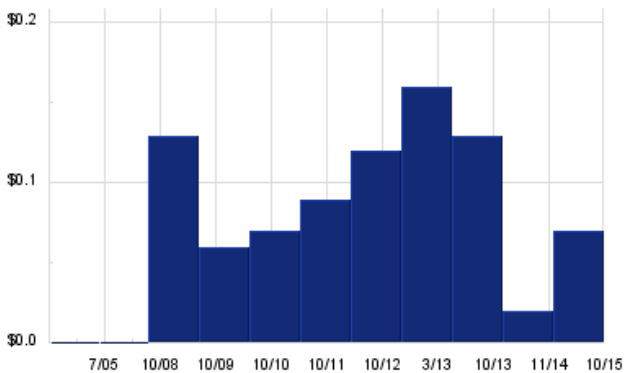


BHP Billiton is a global resources company based in Australia and the United Kingdom. Co. is engaged in the production of major commodities, including iron ore, metallurgical coal, copper and uranium, and maintains substantial interests in conventional and unconventional oil and gas and energy coal. Co. extracts and processes minerals, oil and gas from its production operations located primarily in Australia and the Americas. Co.'s operations are organized along four segments: Petroleum and Potash; Copper; Iron Ore; and Coal. Co. sells and distributes its products globally with sales and marketing operations taking place principally through Singapore and Houston, United States.

DRD — Key Stats

Name:	DRDGold Ltd
Website:	www.drdgold.com
Sector:	Precious Metals

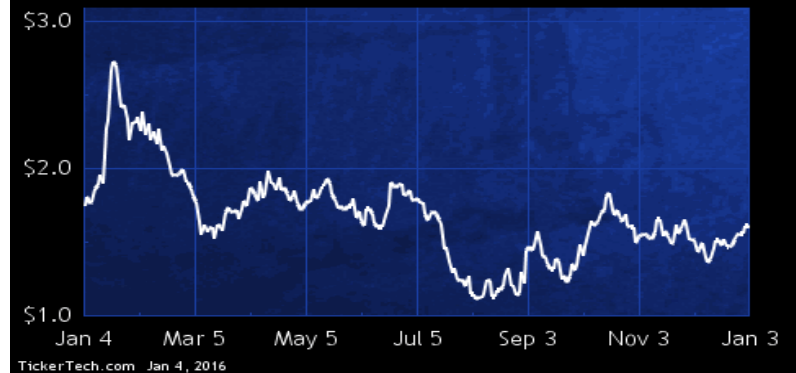
DRD Dividend History



TickerTech.com Jan 4, 2016

DRD — 4.4% Yield

DRDGold Ltd

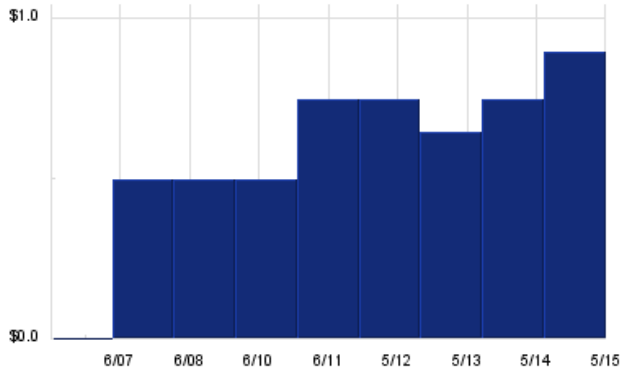


DRDGold is a gold mining company engaged in underground and surface gold mining including exploration, extraction, processing and smelting. Co.'s segments include: Blyvoor, which incorporates the Doornfontein mine, situated on the north-western edge of the Witwatersrand Basin; Crown, which is a surface retreatment operation and treats old slime and sand dumps to the south of Johannesburg's CBD; and Ergo, which consists of Phase 1, a surface retreatment operation which treats East Rand Proprietary Mines Limited's old slime dumps and Phase 2, which explores, evaluates and processes surface uranium- and sulfur bearing tailings on the East and Central Rand goldfields of South Africa.

TX — Key Stats

Name:	Ternium S A
Website:	www.ternium.com
Sector:	Non-Precious Metals & Non-Metallic Mining
Number of ETFs Holding TX:	4 (see which ones)
Total Market Value Held by ETFs:	\$2,537,300
Total Market Capitalization:	\$24,633,000,000
% of Market Cap. Held by ETFs:	0.01%

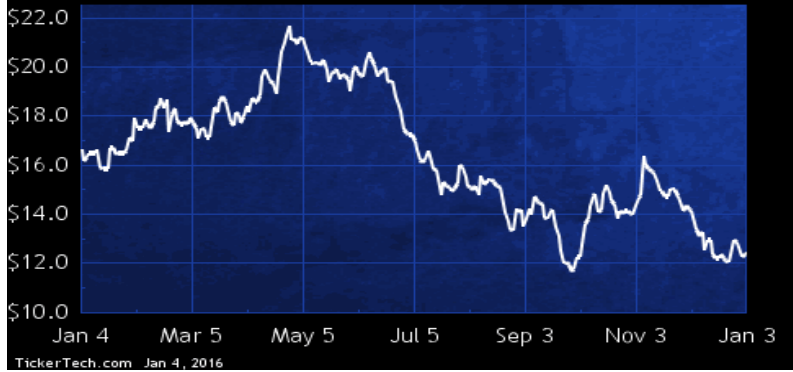
TX Dividend History



TickerTech.com Jan 4, 2016

TX — 7.2% Yield

Ternium S A

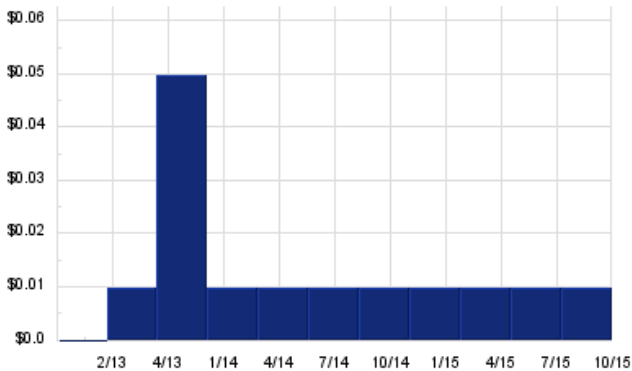


Ternium is a steel company. Co. manufactures and processes a broad spectrum of value-added steel products, including tinplate, galvanized and electro-galvanized sheets, pre-painted sheets, and hot rolled pickled and annealed and cold rolled steel, as well as slit and cut-to-length offerings through its service centers. Co. also produces long steel products such as bars and wire rod. Co.'s customers range from global companies to small enterprises operating in the construction, home appliances, capital goods, containers, food and automotive industries. Co. organizes its operations into two business segments which operate on a worldwide basis: Steel and Mining.

CALVF — Key Stats

Name:	Caledonia Mining Corp.
Website:	www.caledoniamining.com
Sector:	Precious Metals

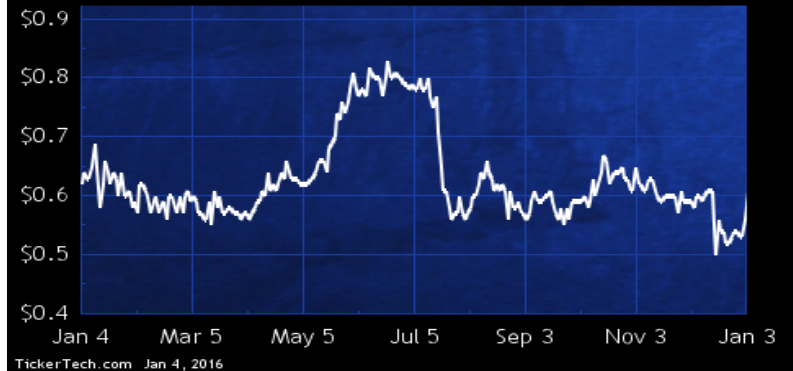
CALVF Dividend History



TickerTech.com Jan 4, 2016

CALVF — 9.9% Yield

Caledonia Mining Corp.



Caledonia Mining is engaged in the acquisition, exploration and development of mineral properties for the exploitation of base and precious metals. The ability of Co. to recover the amounts shown for its capital assets and mineral properties is dependent upon the existence of economically recoverable reserves; the ability of Co. to obtain the necessary financing to complete exploration and development; and future profitable production or proceeds from the disposition of such capital assets and mineral properties.

 METALS Channel

 Dividend Channel

Nothing in Dividend Channel is intended to be investment advice, nor does it represent the opinion of, counsel from, or recommendations by BNK Invest Inc. or any of its affiliates, subsidiaries or partners. None of the information contained herein constitutes a recommendation that any particular security, portfolio, transaction, or investment strategy is suitable for any specific person. All viewers agree that under no circumstances will BNK Invest, Inc., its subsidiaries, partners, officers, employees, affiliates, or agents be held liable for any loss or damage caused by your reliance on information obtained. By visiting, using or viewing this site, you agree to the following [Full Disclaimer & Terms of Service](#). Video widget and dividend videos powered by Market News Video. Quote data delayed at least 20 minutes; [data powered by Ticker Technologies](#), and Mergent. [Contact Dividend Channel!](#) [Meet Our Editorial Staff](#).