

10 Dividend Paying Metals Stocks

<http://www.metalschannel.com/>

Metals Channel paired our coverage universe of metals stocks, with Dividend Channel's proprietary DividendRank formula, to bring you this list of 10 top ranked dividend paying metals stocks. The DividendRank formula considers a variety of data – dividend history & yield, book value, quarterly earnings – and compares it to the stock's trading data to come up with certain calculations about profitability and about the stock's valuation (whether we think it looks "cheap" or "expensive"). The result is this list of the top most "interesting" ideas that merit further research.



ARLP — KEY STATS

Name:	Alliance Resource Partners LP
Website:	www.arlp.com
Sector:	Metals & Mining
Number of ETFs Holding ARLP:	5 (see which ones)
Total Market Value Held by ETFs:	\$14,429,382.47
Total Market Capitalization:	\$1,450,000,000
% of Market Cap. Held by ETFs:	1.00%

ARLP DIVIDEND HISTORY

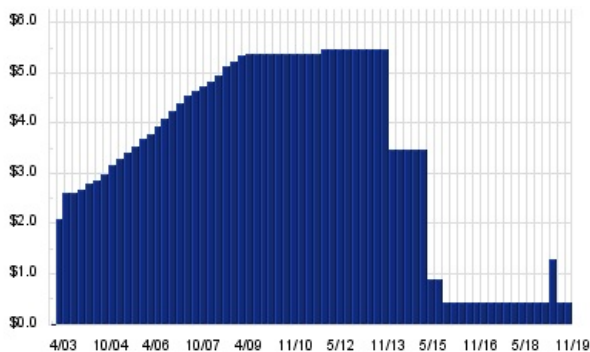


TickerTech.com Jan 1, 2020

NRP — KEY STATS

Name:	Natural Resource Partners LP
Website:	www.nrplp.com
Sector:	Metals & Mining
Number of ETFs Holding NRP:	1 (see which ones)
Total Market Value Held by ETFs:	\$1,366
Total Market Capitalization:	\$247,000,000
% of Market Cap. Held by ETFs:	0.00%

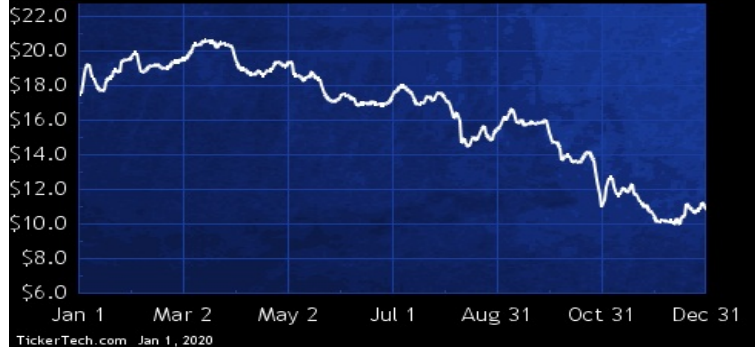
NRP DIVIDEND HISTORY



TickerTech.com Jan 1, 2020

ARLP — 20.0% YIELD

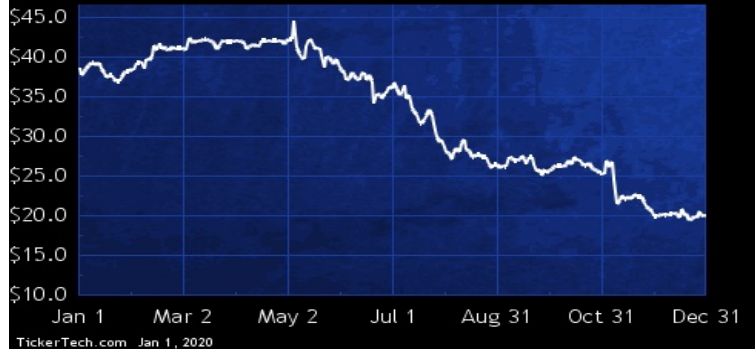
Alliance Resource Partners LP



Alliance Resource Partners is a natural resource company. Co. is a coal producer in the eastern United States. Co. markets its coal production to main domestic and international utilities and industrial users. Co. has two reportable segments: Illinois Basin, which comprises of multiple operating segments, including operating mining complexes Webster County Coal's Dotiki mining complex, Gibson County Coal's mining complex, River View's mining complex and the Hamilton mining complex; and Appalachia, which comprises of multiple operating segments, including the Mettiki mining complex, the Tunnel Ridge mining complex, the MC Mining mining complex and the Penn Ridge property.

NRP — 8.9% YIELD

Natural Resource Partners LP

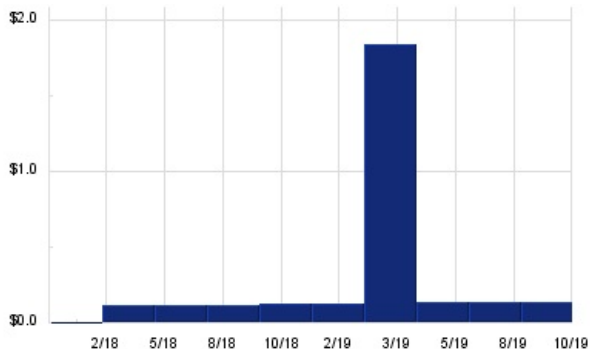


Natural Resource Partners owns, manages and leases a portfolio of mineral properties, including interests in coal, soda ash from trona and other natural resources. Co. has two segments: coal royalty and other, which consists primarily of coal royalty properties and coal related transportation and processing assets; and soda ash, which, via Ciner Resources LP, Co.'s operating partner, mines trona, processes it into soda ash, and distributes the soda ash both domestically and internationally into the glass and chemicals industries. Co.'s operations are conducted through its NRP (Operating) LLC subsidiary, and its operating assets are owned by its subsidiaries.

BTU — KEY STATS

Name:	Peabody Energy Corp (New)
Website:	www.peabodyenergy.com
Sector:	<u>Metals & Mining</u>
Number of ETFs Holding BTU:	37 (see which ones)
Total Market Value Held by ETFs:	\$94,484,643
Total Market Capitalization:	\$923,000,000
% of Market Cap. Held by ETFs:	10.24%

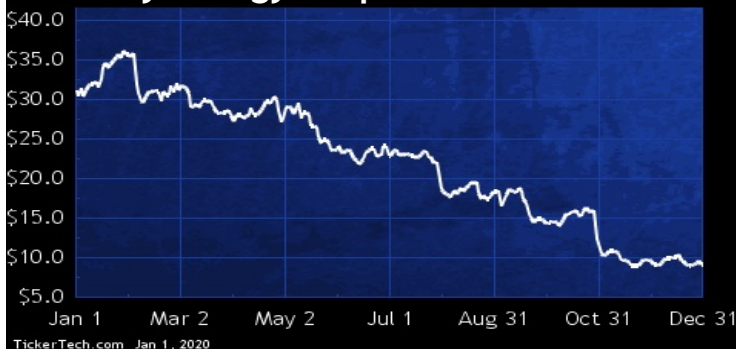
BTU DIVIDEND HISTORY



TickerTech.com Jan 1, 2020

BTU — 6.4% YIELD

Peabody Energy Corp

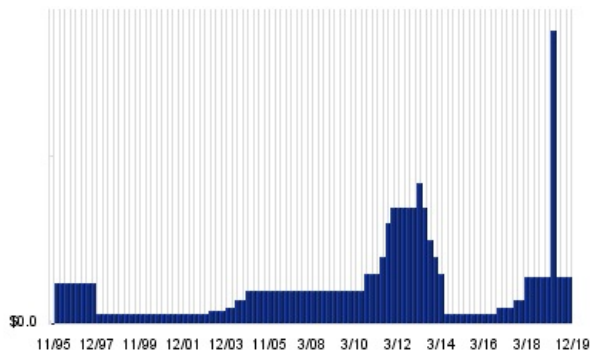


Peabody Energy is a coal company, engaged in the mining of thermal coal for sale primarily to electric utilities and metallurgical coal for sale to industrial customers. Co. owns interests in several coal mining operations located in the U.S. and Australia. Co. has a majority interest in several of those mining operations and an equity interest in Middlemount Coal Pty Ltd. (Middlemount), which owns the Middlemount Mine in Queensland, Australia. In addition to its mining operations, Co. markets and brokers coal from other coal producers, both as principal and agent, and trade coal and freight-related contracts through trading and business offices in the U.S., Australia, China, and the U.K.

NEM — KEY STATS

Name:	Newmont Goldcorp Corp
Website:	www.newmont.com
Sector:	<u>Precious Metals</u>
Number of ETFs Holding NEM:	101 (see which ones)
Total Market Value Held by ETFs:	\$7,163,744,287
Total Market Capitalization:	\$35,015,000,000
% of Market Cap. Held by ETFs:	20.46%

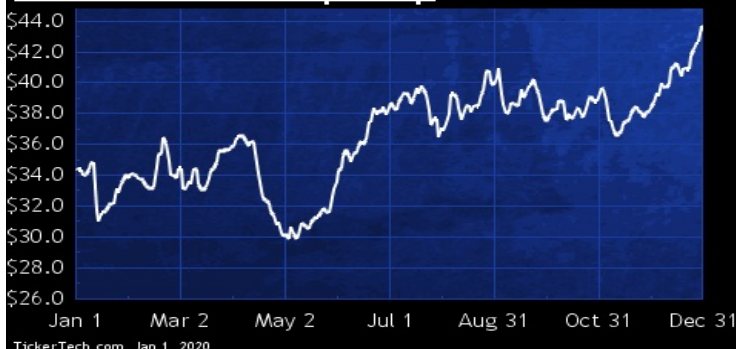
NEM DIVIDEND HISTORY



TickerTech.com Jan 1, 2020

NEM — 1.3% YIELD

Newmont Goldcorp Corp

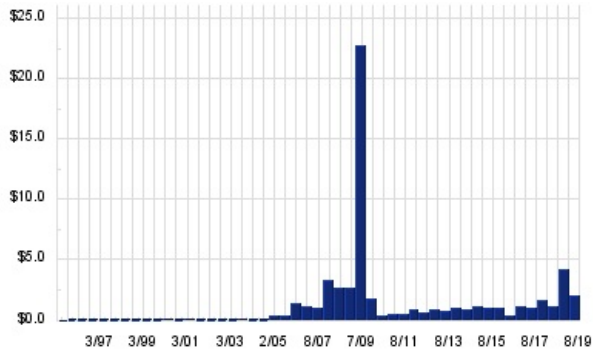


Newmont Goldcorp is a gold producer with operations and/or assets in the U.S., Australia, Peru, Ghana and Suriname. Co. also produces copper, principally through operations in Boddington in Australia and Phoenix in the U.S. Co.'s regions include North America, South America, Australia, and Africa. Co.'s North America segment consists primarily of Carlin, Phoenix, Twin Creeks, Long Canyon and Cripple Creek & Victor in the U.S. Co.'s South America segment consists primarily of Yanacocha in Peru and Merian in Suriname. Co.'s Australia segment consists primarily of Boddington, Tanami and Kalgoorlie in Australia. Co.'s Africa segment consists primarily of Ahafo and Akyem in Ghana.

RIO — KEY STATS

Name:	Rio Tinto Plc
Website:	www.riotinto.com
Sector:	<u>Metals & Mining</u>
Number of ETFs Holding RIO:	10 (<u>see which ones</u>)
Total Market Value Held by ETFs:	\$11,230,954
Total Market Capitalization:	\$81,643,000,000
% of Market Cap. Held by ETFs:	0.01%

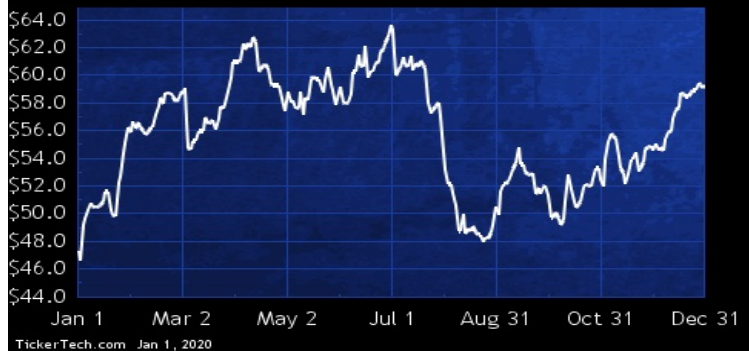
RIO DIVIDEND HISTORY



TickerTech.com Jan 1, 2020

RIO — 5.1% YIELD

Rio Tinto Plc

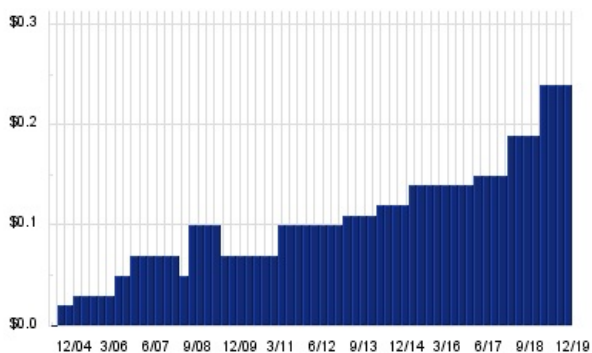


Rio Tinto is engaged in finding, mining and processing mineral resources. Co.'s major products are aluminium, copper, diamonds, gold, industrial minerals (borates, titanium dioxide and salt), iron ore and uranium. Co. operates through four product groups, Iron Ore, Aluminium, Copper & Diamonds, and Energy & Minerals.

STLD — KEY STATS

Name:	Steel Dynamics Inc.
Stock buyback:	<u>STLD buyback</u>
Website:	www.steeldynamics.com
Sector:	<u>Non-Precious Metals & Non-Metallic Mining</u>
Number of ETFs Holding STLD:	85 (<u>see which ones</u>)
Total Market Value Held by ETFs:	\$1,159,769,908
Total Market Capitalization:	\$7,440,000,000
% of Market Cap. Held by ETFs:	15.59%

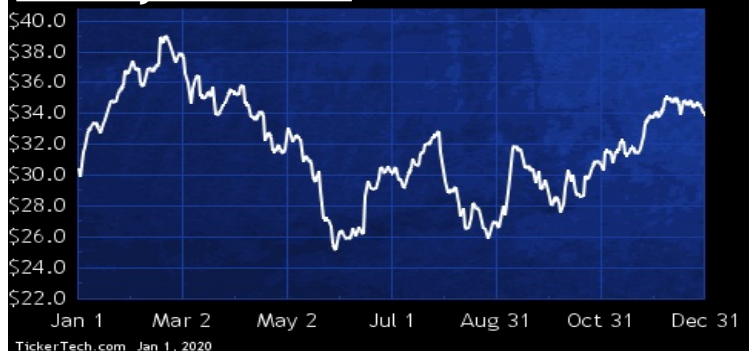
STLD DIVIDEND HISTORY



TickerTech.com Jan 1, 2020

STLD — 2.8% YIELD

Steel Dynamics Inc.



Steel Dynamics is a steel producer and metal recycler. Co. manufactures and sells steel products, processes and sells recycled ferrous and nonferrous metals, and fabricates and sells steel joists and deck products. Co.'s segments are: Steel, which produces steel from ferrous scrap and scrap substitutes, utilizing casting, automated rolling mills and several downstream steel coating and bar processing lines, and Iron Dynamics; metals recycling, which involves the purchase, processing, and resale of ferrous and nonferrous scrap metals into reusable forms and grades; and steel fabrication, which produces steel building components, including steel joists, girders, trusses, and steel deck.

ARCH — KEY STATS

Name:	Arch Coal Inc
Stock buyback:	ARCH buyback
Website:	www.archcoal.com
Sector:	Metals & Mining
Number of ETFs Holding ARCH:	37 (see which ones)
Total Market Value Held by ETFs:	\$166,221,960
Total Market Capitalization:	\$1,075,000,000
% of Market Cap. Held by ETFs:	15.46%

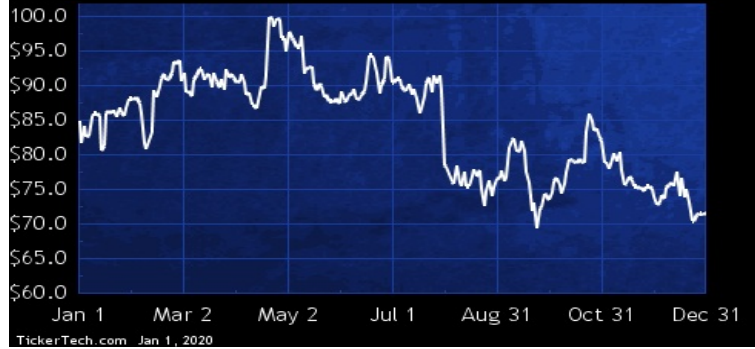
ARCH DIVIDEND HISTORY



TickerTech.com Jan 1, 2020

ARCH — 2.5% YIELD

Arch Coal Inc



Arch Coal is a coal producer. Co.'s main business is the production of thermal and metallurgical coal from surface and underground mines located throughout the U.S., for sale to utility, industrial and steel producers both in the U.S. and around the world. Co.'s segments are based on two lines of business, metallurgical coal and thermal coal, and may include a number of mine complexes. Co.'s segments are: the Powder River Basin, containing primary thermal operations in Wyoming; the Metallurgical, containing metallurgical operations in West Virginia; and the Other Thermal, containing supplementary thermal operations in Colorado, Illinois, and the Coal Mac thermal operation in West Virginia.

BHP — KEY STATS

Name:	BHP Group Ltd
Website:	www.bhpbilliton.com
Sector:	Non-Precious Metals & Non-Metallic Mining
Number of ETFs Holding BHP:	10 (see which ones)
Total Market Value Held by ETFs:	\$7,331,113.46
Total Market Capitalization:	\$33,939,000,000
% of Market Cap. Held by ETFs:	0.02%

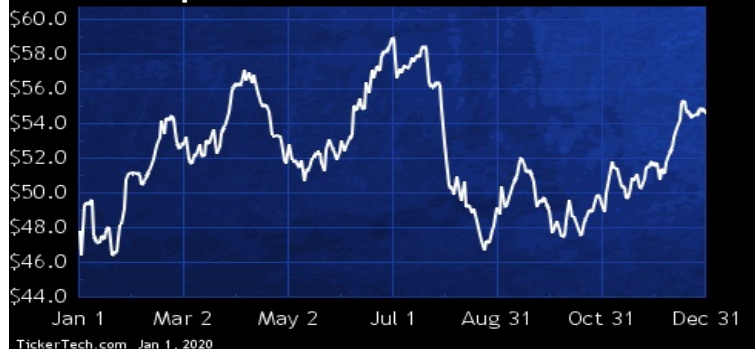
BHP DIVIDEND HISTORY



TickerTech.com Jan 1, 2020

BHP — 5.7% YIELD

BHP Group Ltd

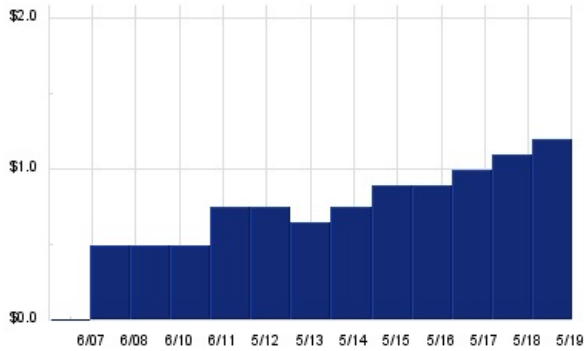


BHP Group is a resources company. Co. operates under a Dual Listed Company structure, comprising of Co. and BHP Group Plc, operating as a single economic entity. Co. operates four reportable segments: Petroleum, which is involved in the exploration, development and production of oil and gas; Copper, which is involved in the mining of copper, silver, zinc, molybdenum, uranium and gold; Iron ore, which is involved in the mining of iron ore; and Coal, which is involved in the mining of metallurgical coal and energy coal.

TX — KEY STATS

Name:	Ternium S A
Website:	www.ternium.com
Sector:	<u>Non-Precious Metals & Non-Metallic Mining</u>
Number of ETFs Holding TX:	3 (<u>see which ones</u>)
Total Market Value Held by ETFs:	\$4,868,692
Total Market Capitalization:	\$44,015,000,000
% of Market Cap. Held by ETFs:	0.01%

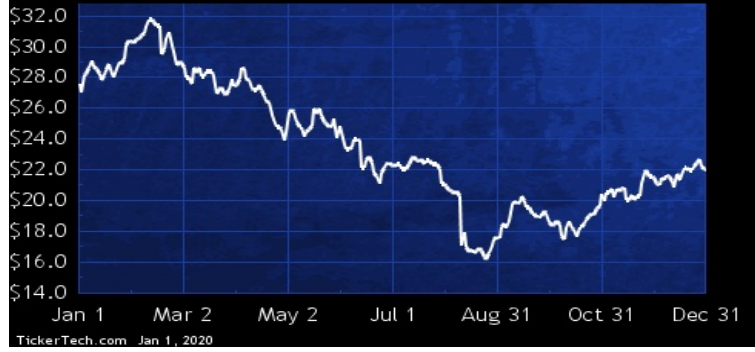
TX DIVIDEND HISTORY



TickerTech.com Jan 1, 2020

TX — 5.5% YIELD

Ternium S A

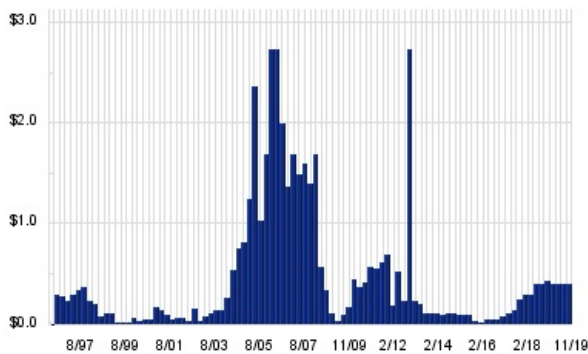


Ternium is a holding company. Co. is a flat steel producer. Co. operates through subsidiaries in Mexico, Brazil, Argentina, Colombia, the southern United States and Central America, which own regional manufacturing facilities, service center and distribution networks. Co. is organized into two reportable segments: Steel and Mining. The Steel segment includes the sales of steel products and other products like electricity and pig iron. The Mining segment includes the sales of iron ore products, which are primarily consumed internally.

SCCO — KEY STATS

Name:	Southern Copper Corp
Website:	www.southerncoppercorp.com
Sector:	<u>Metals & Mining</u>
Number of ETFs Holding SCCO:	44 (<u>see which ones</u>)
Total Market Value Held by ETFs:	\$139,767,944.59
Total Market Capitalization:	\$32,909,000,000
% of Market Cap. Held by ETFs:	0.42%

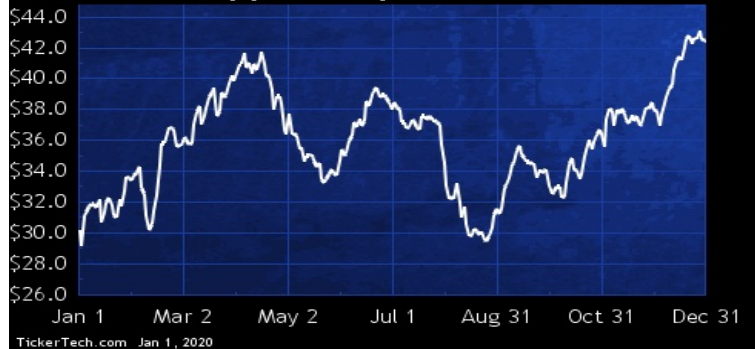
SCCO DIVIDEND HISTORY



TickerTech.com Jan 1, 2020

SCCO — 3.8% YIELD

Southern Copper Corp



Southern Copper is a copper producer. Co.'s mining, smelting and refining facilities are located in Peru and Mexico and Co. conducts exploration activities in those countries and in Argentina, Chile and Ecuador. Co.'s Peruvian copper operations involve mining, milling and flotation of copper ore to produce copper concentrates and molybdenum concentrates, the smelting of copper concentrates to produce blister and anode copper, and the refining of anode copper to produce copper cathodes. Co.'s Mexican operations are conducted through its subsidiary, Minera Mexico, S.A. de C.V., which engages primarily in the mining and processing of copper, molybdenum, zinc, silver, gold and lead.



Nothing in Dividend Channel is intended to be investment advice, nor does it represent the opinion of, counsel from, or recommendations by BNK Invest Inc. or any of its affiliates, subsidiaries or partners. None of the information contained herein constitutes a recommendation that any particular security, portfolio, transaction, or investment strategy is suitable for any specific person. All viewers agree that under no circumstances will BNK Invest, Inc., its subsidiaries, partners, officers, employees, affiliates, or agents be held liable for any loss or damage caused by your reliance on information obtained. By visiting, using or viewing this site, you agree to the following [Full Disclaimer & Terms of Service](#). Video widget and dividend videos powered by Market News Video. Quote data delayed at least 20 minutes; data powered by Ticker Technologies, and Mergent. [Contact Dividend Channel](#); [Meet Our Editorial Staff](#).