

10 Dividend Paying Metals Stocks

<http://www.metalschannel.com/>

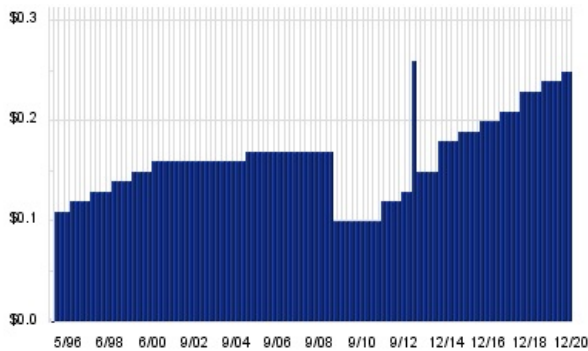
Metals Channel paired our coverage universe of metals stocks, with Dividend Channel's proprietary DividendRank formula, to bring you this list of 10 top ranked dividend paying metals stocks. The DividendRank formula considers a variety of data – dividend history & yield, book value, quarterly earnings – and compares it to the stock's trading data to come up with certain calculations about profitability and about the stock's valuation (whether we think it looks "cheap" or "expensive"). The result is this list of the top most "interesting" ideas that merit further research.



WOR — KEY STATS

Name:	Worthington Industries, Inc.
Stock buyback:	WOR buyback
Website:	www.worthingtonindustries.com
Sector:	Non-Precious Metals & Non-Metallic Mining
Number of ETFs Holding WOR:	63 (see which ones)
Total Market Value Held by ETFs:	\$374,182,949
Total Market Capitalization:	\$2,719,000,000
% of Market Cap. Held by ETFs:	13.76%

WOR DIVIDEND HISTORY

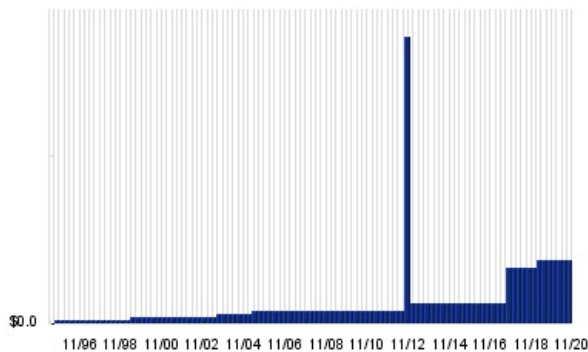


TickerTech.com Jan 1, 2021

NC — KEY STATS

Name:	NACCO Industries Inc
Stock buyback:	NC buyback
Website:	www.nacco.com
Sector:	Metals & Mining
Number of ETFs Holding NC:	19 (see which ones)
Total Market Value Held by ETFs:	\$9,902,711
Total Market Capitalization:	\$142,000,000
% of Market Cap. Held by ETFs:	6.97%

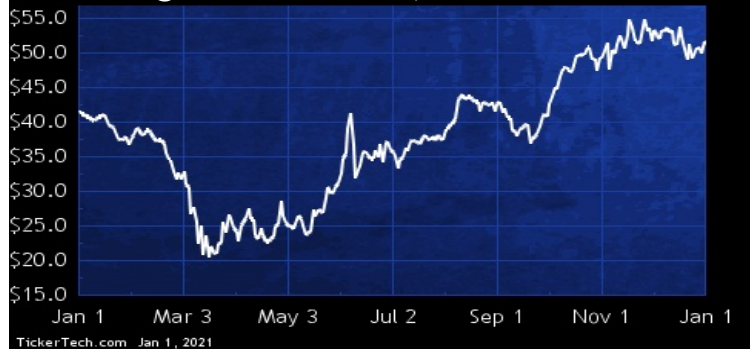
NC DIVIDEND HISTORY



TickerTech.com Jan 1, 2021

WOR — 1.9% YIELD

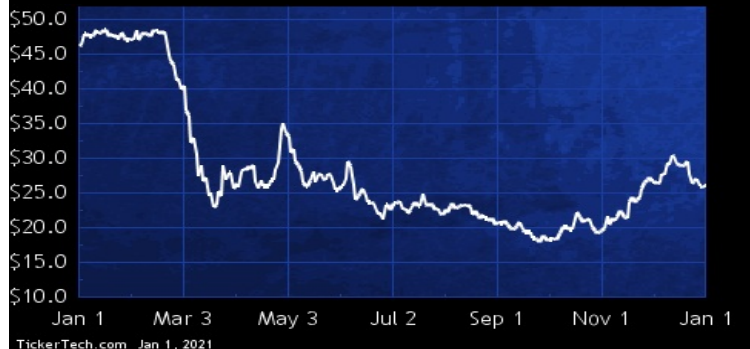
Worthington Industries, Inc.



Worthington Industries is a metals manufacturing company, focused on steel processing and manufactured metal products. Co. operates two segments: Steel Processing, which buys coils of steel from integrated steel mills and mini-mills and processes them to the precise type, thickness, length, width, shape and surface quality required by customer specifications; and Pressure Cylinders, which manufactures and sells filled and unfilled pressure cylinders, tanks, hand torches, well water and expansion tanks, and oil and gas equipment along with various accessories and related products for various end-use market applications.

NC — 2.9% YIELD

NACCO Industries Inc

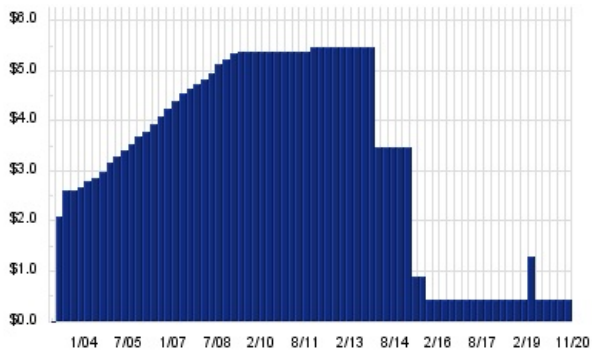


NACCO Industries is a holding company. Through its subsidiaries Co. operates in the mining and natural resources industries. The Coal Mining segment operates surface coal mines under long-term contracts with power generation companies and activated carbon producers pursuant to a service-based business model. The North American Mining segment provides contract mining and other services for producers of aggregates, lithium and other minerals. This segment provides contract mining services for independently owned mines and quarries. NAMining operates primarily at limestone quarries in Florida. The minerals management segment promotes the development of Co.'s oil, gas and coal reserves.

NRP — KEY STATS

Name: Natural Resource Partners LP
 Website: www.nrplp.com
 Sector: Metals & Mining

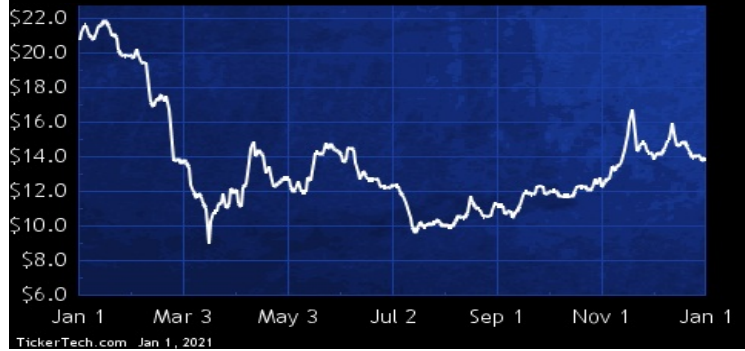
NRP DIVIDEND HISTORY



TickerTech.com Jan 1, 2021

NRP — 13.1% YIELD

Natural Resource Partners LP

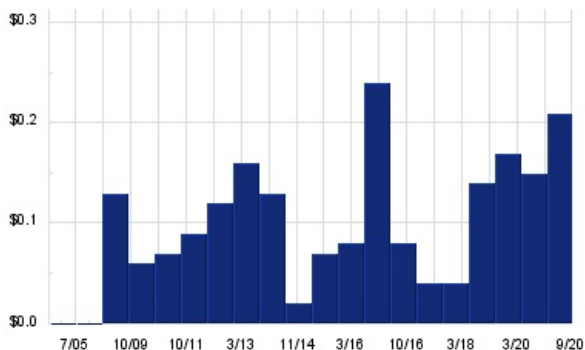


Natural Resource Partners owns, manages and leases a portfolio of mineral properties, including interests in coal and other natural resources and owns a non-controlling 49% interest in Ciner Wyoming LLC, a trona ore mining and soda ash production business. Co.'s business is organized into the following segments: Coal Royalty and Other, which consists primarily of coal royalty properties and coal-related transportation and processing assets; and Soda Ash, in which Ciner Resources LP, Co.'s operating partner, mines the trona, processes it into soda ash, and distributes the soda ash both domestically and internationally into the glass and chemicals industries.

DRD — KEY STATS

Name: DRD Gold Ltd
 Website: www.drdgold.com
 Sector: Precious Metals
 Number of ETFs Holding DRD: 2 (see which ones)
 Total Market Value Held by ETFs: \$78,407,411
 Total Market Capitalization: \$211,000,000
 % of Market Cap. Held by ETFs: 37.16%

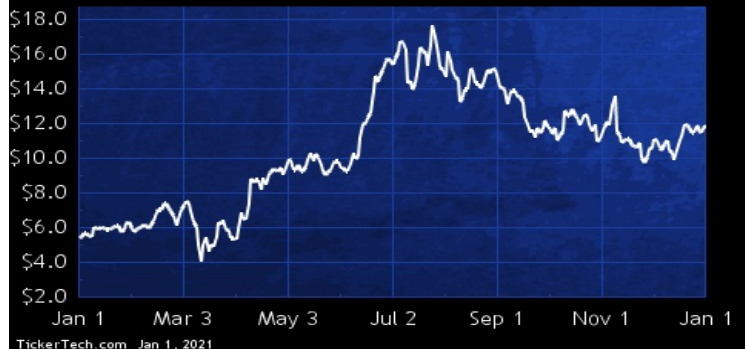
DRD DIVIDEND HISTORY



TickerTech.com Jan 1, 2021

DRD — 3.5% YIELD

DRD Gold Ltd

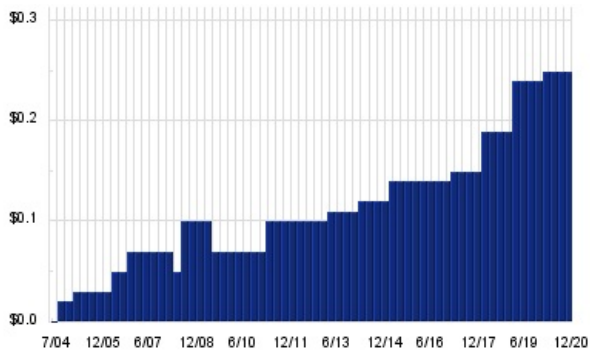


DRDGold is a gold mining company engaged in underground and surface gold mining including exploration, extraction, processing and smelting. Co.'s segments include: Blyvoor, which incorporates the Doornfontein mine, situated on the north-western edge of the Witwatersrand Basin; Crown, which is a surface retreatment operation and treats old slime and sand dumps to the south of Johannesburg's CBD; and Ergo, which consists of Phase 1, a surface retreatment operation which treats East Rand Proprietary Mines Limited's old slime dumps and Phase 2, which explores, evaluates and processes surface uranium- and sulfur bearing tailings on the East and Central Rand goldfields of South Africa.

STLD — KEY STATS

Name:	Steel Dynamics Inc.
Stock buyback:	STLD buyback
Website:	www.steeldynamics.com
Sector:	Non-Precious Metals & Non-Metallic Mining
Number of ETFs Holding STLD:	84 (see which ones)
Total Market Value Held by ETFs:	\$1,197,442,690
Total Market Capitalization:	\$7,651,000,000
% of Market Cap. Held by ETFs:	15.65%

STLD DIVIDEND HISTORY

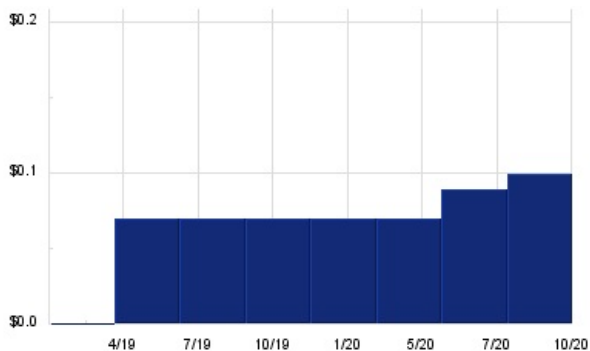


TickerTech.com Jan 1, 2021

CMCL — KEY STATS

Name:	Caledonia Mining Corporation PLC
Website:	www.caledoniamining.com
Sector:	Precious Metals
Number of ETFs Holding CMCL:	8 (see which ones)
Total Market Value Held by ETFs:	\$6,836,633
Total Market Capitalization:	\$172,000,000
% of Market Cap. Held by ETFs:	3.97%

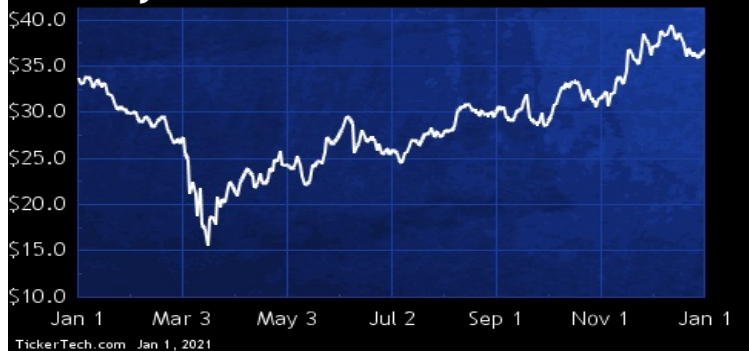
CMCL DIVIDEND HISTORY



TickerTech.com Jan 1, 2021

STLD — 2.7% YIELD

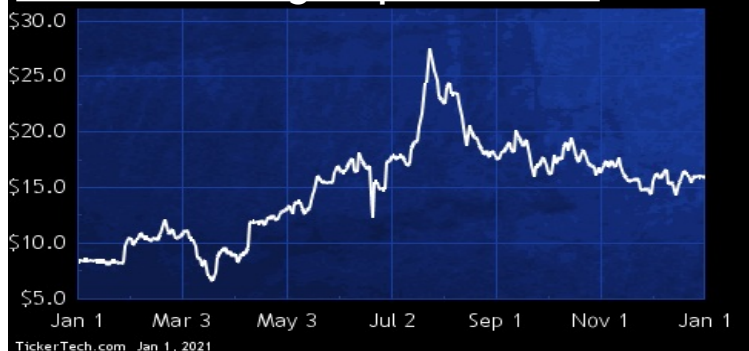
Steel Dynamics Inc.



Steel Dynamics is a steel producer and metal recycler. Co. manufactures and sells steel products, processes and sells recycled ferrous and nonferrous metals, and fabricates and sells steel joists and deck products. Co. has three segments: Steel, which produces steel from ferrous scrap and scrap substitutes, utilizing continuous casting, automated rolling mills and several steel coating and processing lines, and Iron Dynamics; metals recycling, which involves the purchase, processing, and resale of ferrous and nonferrous scrap metals into reusable forms and grades; and steel fabrication, which produces steel building components, including steel joists, girders, trusses, and steel deck.

CMCL — 2.5% YIELD

Caledonia Mining Corporation PLC



Caledonia Mining Corporation is engaged in the acquisition, exploration and development of mineral properties for the exploitation of base and precious metals focused on Southern Africa. Co.'s primary asset is a 49% interest in the Blanket Mine in Zimbabwe which produced over 50,351 ounces of gold in 2016. Its segments include Corporate, Zimbabwe, and South Africa. The Corporate segment includes administrative functions within the group. The Zimbabwe segment comprise Caledonia Holdings Zimbabwe Ltd. and subsidiaries. The South Africa segment comprises a gold mine, that is on care and maintenance, as well as sales made by Caledonia Mining South Africa Proprietary Limited to the Blanket Mine.

SLGN — KEY STATS

Name:	Silgan Holdings Inc
Stock buyback:	SLGN buyback
Website:	www.silganholdings.com
Sector:	<u>Metals Fabrication & Products</u>
Number of ETFs Holding SLGN:	68 (see which ones)
Total Market Value Held by ETFs:	\$506,009,275
Total Market Capitalization:	\$4,043,000,000
% of Market Cap. Held by ETFs:	12.52%

SLGN DIVIDEND HISTORY

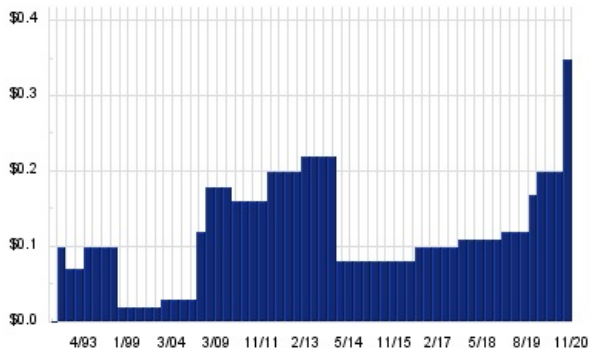


TickerTech.com Jan 1, 2021

AEM — KEY STATS

Name:	Agnico Eagle Mines Ltd
Website:	www.agnicoeagle.com
Sector:	<u>Precious Metals</u>
Number of ETFs Holding AEM:	8 (see which ones)
Total Market Value Held by ETFs:	\$822,958,463
Total Market Capitalization:	\$15,519,000,000
% of Market Cap. Held by ETFs:	5.30%

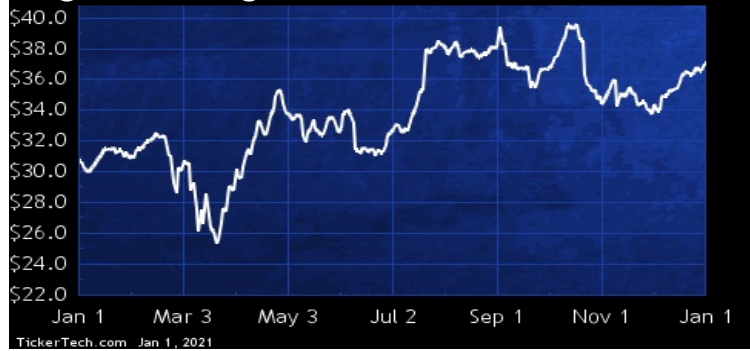
AEM DIVIDEND HISTORY



TickerTech.com Jan 1, 2021

SLGN — 1.3% YIELD

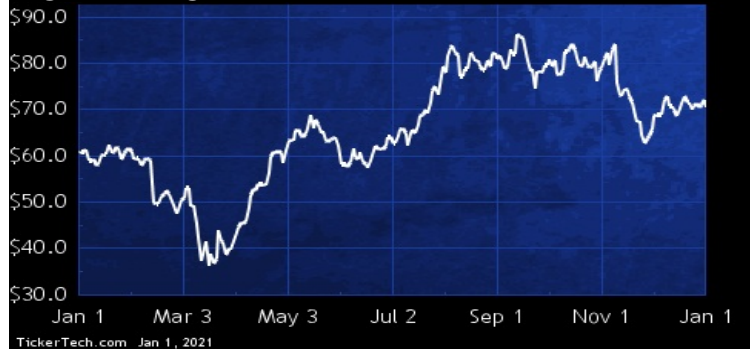
Silgan Holdings Inc



Silgan Holdings is a holding company. Through its subsidiaries, Co. manufactures rigid packaging for consumer goods products. Co. operates three businesses; its metal container business, which is engaged in the manufacture and sale of steel and aluminum containers; its closures business, which manufactures metal and plastic closures and dispensing systems for food, beverage, health care, garden, personal care, home and beauty products; and its plastic container business, which manufactures custom designed and stock plastic containers for a variety of markets, including the personal care, food, health care and household and industrial chemical markets.

AEM — 2.0% YIELD

Agnico Eagle Mines Ltd



Agnico-Eagle Mines is a gold mining company with mining operations in Canada, Mexico and Finland. Co. earns a proportion of its revenues from the production and sale of gold in both dore bar and concentrate form. The remainder of revenue and cash flow is generated by the production and sale of byproduct metals. The revenue from byproduct metals is mainly generated by production at the LaRonde mine in Canada (silver, zinc, copper and lead) and the Pinos Altos mine in Mexico (silver).

NUE — KEY STATS

Name:	Nucor Corp.
Stock buyback:	NUE buyback
Website:	www.nucor.com
Sector:	Non-Precious Metals & Non-Metallic Mining
Number of ETFs Holding NUE:	111 (see which ones)
Total Market Value Held by ETFs:	\$2,797,575,203
Total Market Capitalization:	\$15,724,000,000
% of Market Cap. Held by ETFs:	17.79%

NUE DIVIDEND HISTORY

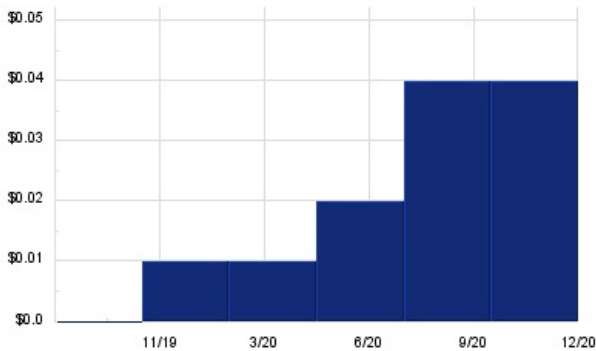


TickerTech.com Jan 1, 2021

BTG — KEY STATS

Name:	B2Gold Corp
Website:	www.b2gold.com
Sector:	Precious Metals
Number of ETFs Holding BTG:	5 (see which ones)
Total Market Value Held by ETFs:	\$592,439,733
Total Market Capitalization:	\$5,750,000,000
% of Market Cap. Held by ETFs:	10.30%

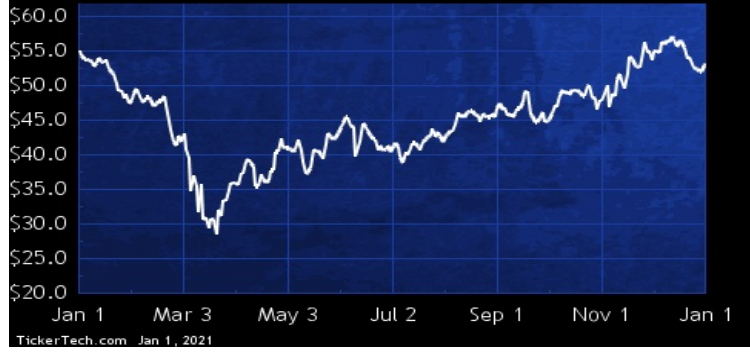
BTG DIVIDEND HISTORY



TickerTech.com Jan 1, 2021

NUE — 3.0% YIELD

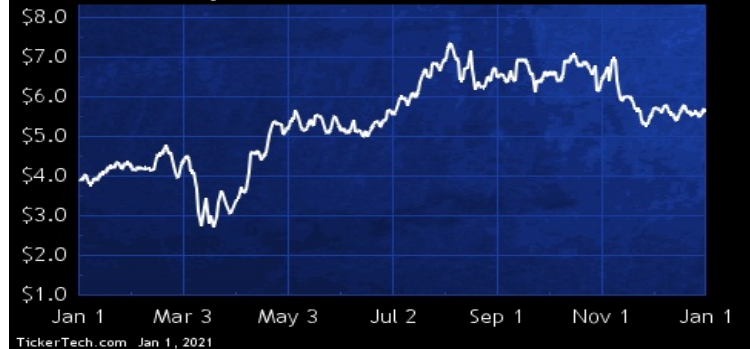
Nucor Corp.



Nucor manufactures steel and steel products. Co.'s operations include international trading and sales companies that buy and sell steel and steel products. Co.'s segments are: steel mills, which produces sheet steel, plate steel, structural steel, and bar steel; steel products, which produces hollow structural section steel tubing, electrical conduit, steel joists and joist girders, steel deck, cold finished steel, steel fasteners, metal building systems, and wire and wire mesh; and raw materials, which produces direct reduced iron (DRI), brokers ferrous and nonferrous metals, pig iron, hot briquetted iron and DRI, supplies ferro-alloys, and processes ferrous and nonferrous scrap metal.

BTG — 2.9% YIELD

B2Gold Corp



B2Gold is a Vancouver-based gold producer with three operating mines (two in Nicaragua and one in the Philippines), a fourth mine which has entered into the commissioning and testing phase in Namibia and a portfolio of development and exploration assets in Mali, Colombia, Burkina Faso and Nicaragua. Co.'s reportable operating segments include its mining operations and development projects. The Other Mineral Properties segment consists of Co.'s interests in mineral properties which are at various stages of exploration. The Corporate and Other segment includes corporate operations and the Bellavista property in Costa Rica which is classified as held for sale.



Nothing in Dividend Channel is intended to be investment advice, nor does it represent the opinion of, counsel from, or recommendations by BNK Invest Inc. or any of its affiliates, subsidiaries or partners. None of the information contained herein constitutes a recommendation that any particular security, portfolio, transaction, or investment strategy is suitable for any specific person. All viewers agree that under no circumstances will BNK Invest, Inc., its subsidiaries, partners, officers, employees, affiliates, or agents be held liable for any loss or damage caused by your reliance on information obtained. By visiting, using or viewing this site, you agree to the following [Full Disclaimer & Terms of Service](#). Video widget and dividend videos powered by Market News Video. Quote data delayed at least 20 minutes; data powered by Ticker Technologies, and Mergent. [Contact Dividend Channel](#); [Meet Our Editorial Staff](#).