

10 Dividend Paying Metals Stocks

<http://www.metalschannel.com/>

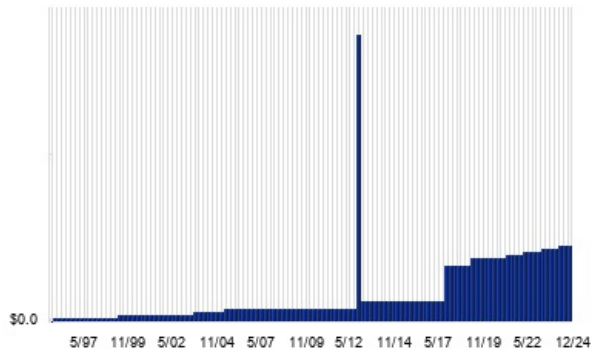
Metals Channel paired our coverage universe of metals stocks, with Dividend Channel's proprietary DividendRank formula, to bring you this list of 10 top ranked dividend paying metals stocks. The DividendRank formula considers a variety of data – dividend history & yield, book value, quarterly earnings – and compares it to the stock's trading data to come up with certain calculations about profitability and about the stock's valuation (whether we think it looks "cheap" or "expensive"). The result is this list of the top most "interesting" ideas that merit further research.



NC – KEY STATS

Name:	NACCO Industries Inc
Stock buyback:	NC buyback
Website:	www.nacco.com
Sector:	Metals & Mining
Number of ETFs Holding NC:	38 (see which ones)
Total Market Value Held by ETFs:	\$15,826,257
Total Market Capitalization:	\$161,000,000
% of Market Cap. Held by ETFs:	9.83%

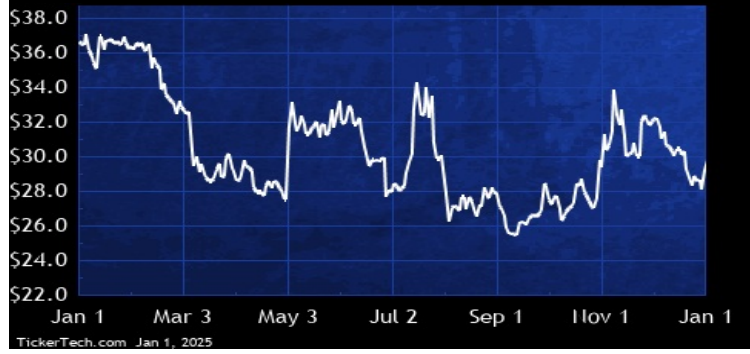
NC DIVIDEND HISTORY



TickerTech.com Jan 1, 2025

NC – 3.0% YIELD

NACCO Industries Inc

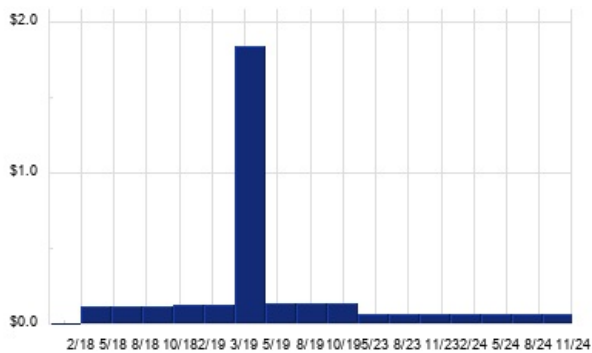


NACCO Industries, Inc. is a holding company. It brings natural resources to life by delivering aggregates, minerals, reliable fuels and environmental solutions through its robust portfolio of NACCO Natural Resources businesses. Co.'s segments include Coal Mining, North American Mining (NAMining) and Minerals Management. The Coal Mining segment operates surface coal mines for power generation companies. The NAMining segment is a mining partner for producers of aggregates, activated carbon, lithium and other industrial minerals. The Minerals Management segment, which includes the Catapult Mineral Partners (Catapult) business, acquires and promotes the development of mineral interests.

BTU – KEY STATS

Name:	Peabody Energy Corp (New)
Website:	www.peabodyenergy.com
Sector:	Metals & Mining
Number of ETFs Holding BTU:	112 (see which ones)
Total Market Value Held by ETFs:	\$845,557,576
Total Market Capitalization:	\$2,425,000,000
% of Market Cap. Held by ETFs:	34.87%

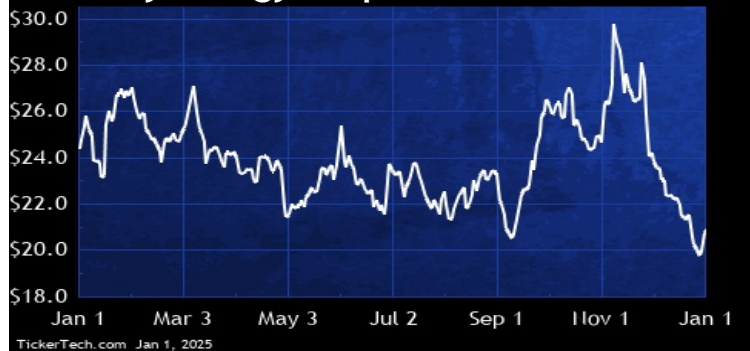
BTU DIVIDEND HISTORY



TickerTech.com Jan 1, 2025

BTU – 1.4% YIELD

Peabody Energy Corp

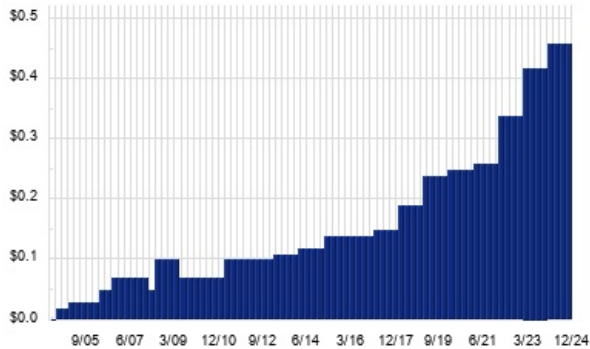


Peabody Energy Corporation is a coal producer, providing essential products for the production of reliable energy and steel. Co. owns interests in coal mining operations located in the U.S. and Australia, including interests in Middlemount Coal Pty Ltd. It markets and brokers coal from other coal producers, trades coal and freight-related contracts. Co.'s segments include Seaborne Thermal Mining, Seaborne Metallurgical Mining, Powder River Basin Mining, Other U.S. Thermal Mining and Corporate and Other. The Seaborne Thermal Mining segment's operations consist of mines in New South Wales, Australia.

STLD — KEY STATS

Name:	Steel Dynamics Inc.
Stock buyback:	STLD buyback
Website:	www.steeldynamics.com
Sector:	Non-Precious Metals & Non-Metallic Mining
Number of ETFs Holding STLD:	256 (see which ones)
Total Market Value Held by ETFs:	\$3,621,933,728.3
Total Market Capitalization:	\$17,625,000,000
% of Market Cap. Held by ETFs:	20.55%

STLD DIVIDEND HISTORY



TickerTech.com Jan 1, 2025

ZEUS — KEY STATS

Name:	Olympic Steel Inc.
Stock buyback:	ZEUS buyback
Website:	www.olysteel.com
Sector:	Non-Precious Metals & Non-Metallic Mining
Number of ETFs Holding ZEUS:	69 (see which ones)
Total Market Value Held by ETFs:	\$82,491,020
Total Market Capitalization:	\$364,000,000
% of Market Cap. Held by ETFs:	22.66%

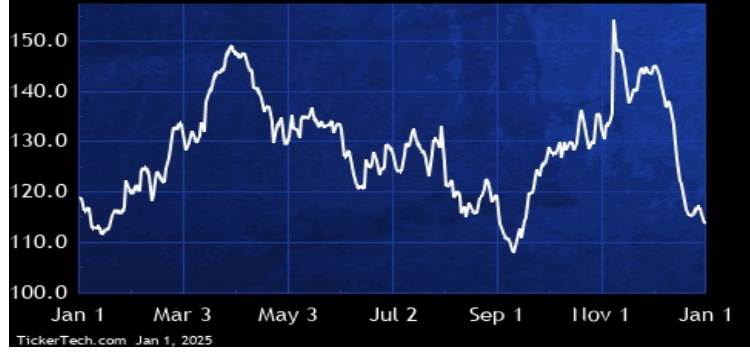
ZEUS DIVIDEND HISTORY



TickerTech.com Jan 1, 2025

STLD — 1.6% YIELD

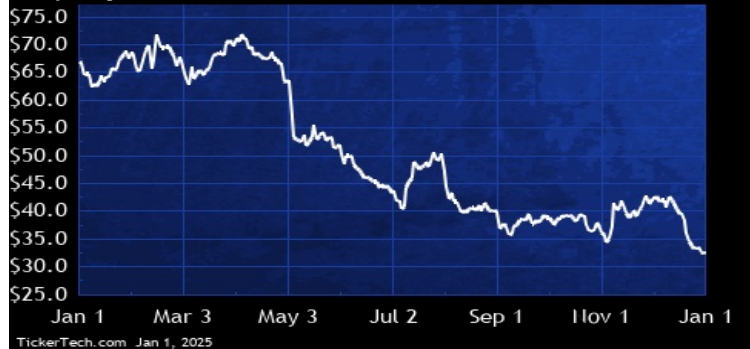
Steel Dynamics Inc.



Steel Dynamics, Inc. is a steel producer and metal recycler in the North America. Its segments include Steel Operations, Metals Recycling Operations, Steel Fabrication Operations and Aluminum Operations. Steel Operations segment consists primarily of steelmaking and various coating operations. Metals Recycling operations segment include both ferrous and nonferrous scrap metal processing, transportation, marketing, brokerage and scrap management services, strategically located primarily in close proximity to its steel mills and other end-user scrap consumers, across the U.S., and Central and Northern Mexico.

ZEUS — 1.8% YIELD

Olympic Steel Inc.

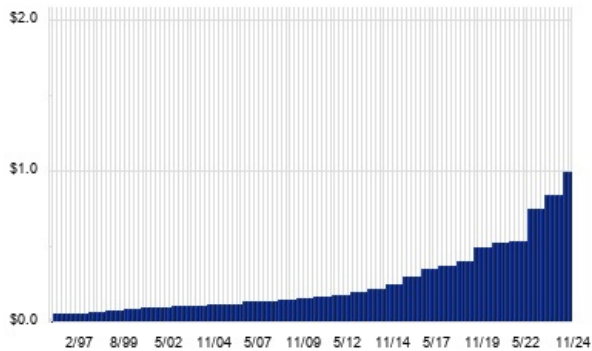


Olympic Steel, Inc. is a metals service center company. Co. provides metals processing and distribution services to a range of customers. It operates through three segments: specialty metals flat products, carbon flat products, and tubular and pipe products. Specialty metals flat products segment is engaged in the direct sale and distribution of processed aluminum and stainless flat-rolled sheet and coil products, flat bar products, prime tin mill products and fabricated parts. Carbon flat products segment is engaged in the direct sale and distribution of large volumes of processed carbon and coated flat-rolled sheet, coil and plate products and fabricated parts.

CSL — KEY STATS

Name:	Carlisle Companies Inc.
Stock buyback:	CSL buyback
Website:	www.carlisle.com
Sector:	Metals Fabrication & Products
Number of ETFs Holding CSL:	210 (see which ones)
Total Market Value Held by ETFs:	\$3,954,477,071
Total Market Capitalization:	\$16,861,000,000
% of Market Cap. Held by ETFs:	23.45%

CSL DIVIDEND HISTORY

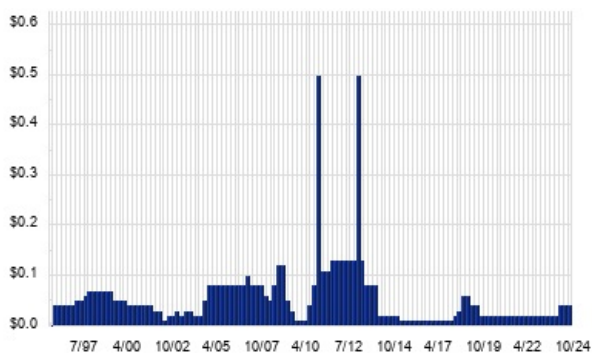


TickerTech.com Jan 1, 2025

FRD — KEY STATS

Name:	Friedman Industries, Inc.
Stock buyback:	FRD buyback
Website:	www.friedmanindustries.com
Sector:	Non-Precious Metals & Non-Metallic Mining
Number of ETFs Holding FRD:	14 (see which ones)
Total Market Value Held by ETFs:	\$6,671,219
Total Market Capitalization:	\$108,000,000
% of Market Cap. Held by ETFs:	6.18%

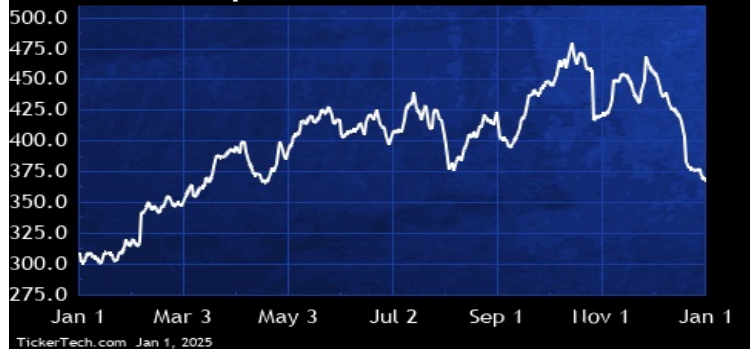
FRD DIVIDEND HISTORY



TickerTech.com Jan 1, 2025

CSL — 1.1% YIELD

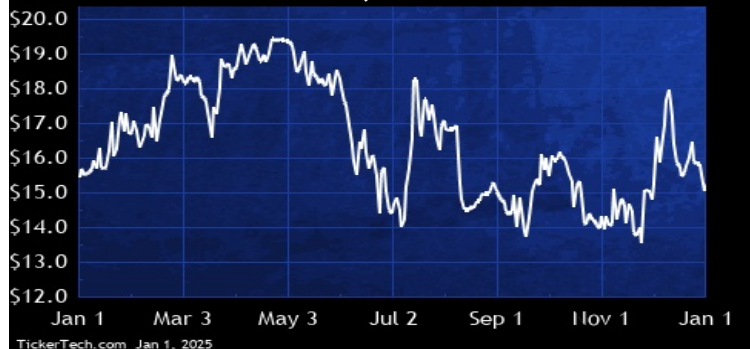
Carlisle Companies Inc.



Carlisle Companies Incorporated is a manufacturer and supplier of building envelope products and solutions that enable energy efficiency in buildings. Co. operates through two segments: Carlisle Construction Materials (CCM) and Carlisle Weatherproofing Technologies (CWT). The CCM segment produces a complete line of single-ply roofing products and warranted roof systems and accessories for the commercial building industry, including ethylene propylene diene monomer (EPDM), thermoplastic polyolefin (TPO) and polyvinyl chloride (PVC) membrane, polyiso insulation, and engineered metal roofing and wall panel systems for commercial and residential buildings.

FRD — 1.1% YIELD

Friedman Industries, Inc.

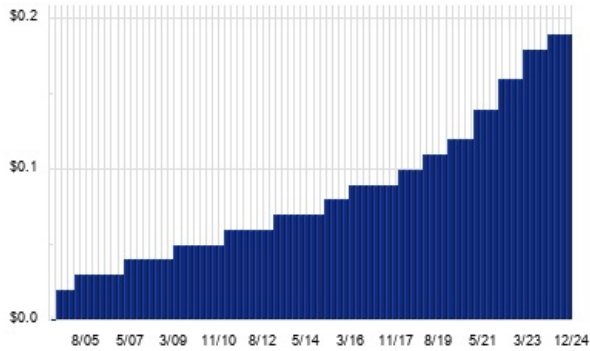


Friedman Industries, Incorporated is a manufacturer and processor of steel products. Its segments include flat-roll products and tubular products. The flat-roll product segment consists of the operation of five hot-rolled coil processing facilities located in Hickman, Arkansas; Decatur, Alabama; East Chicago, Indiana; Granite City, Illinois, and Sinton, Texas. The Hickman, Granite City and East Chicago facilities operate temper mills and cut-to-length lines. The Decatur and Sinton facilities operate stretcher leveler cut-to-length lines. The tubular product segment consists of the Co.'s Texas Tubular Products division (TTP) located in Lone Star, Texas.

SLGN — KEY STATS

Name:	Silgan Holdings Inc
Stock buyback:	SLGN buyback
Website:	www.silganholdings.com
Sector:	Metals Fabrication & Products
Number of ETFs Holding SLGN:	121 (see which ones)
Total Market Value Held by ETFs:	\$1,032,866,764
Total Market Capitalization:	\$5,612,000,000
% of Market Cap. Held by ETFs:	18.40%

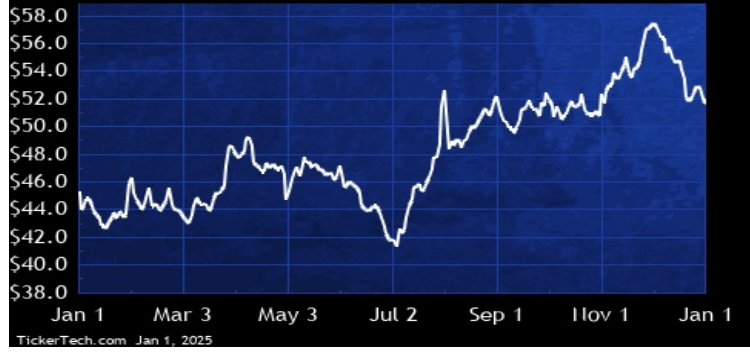
SLGN DIVIDEND HISTORY



TickerTech.com Jan 1, 2025

SLGN — 1.5% YIELD

Silgan Holdings Inc

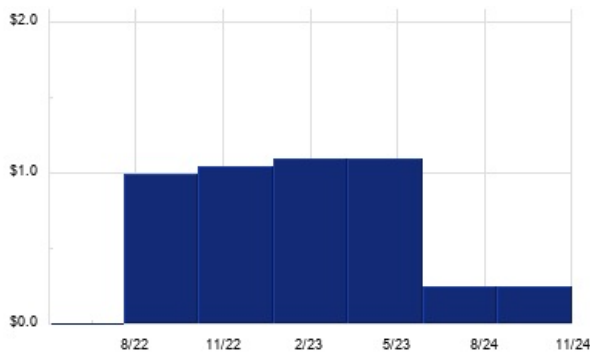


Silgan Holdings Inc. is a manufacturer of sustainable rigid packaging solutions for essential consumer goods products. Co.'s segments include dispensing and specialty closures, metal containers and custom containers. The dispensing and specialty closures segment manufactures and sells dispensing systems and specialty closures for fragrance and beauty, food, beverage, personal and health care, home care and lawn and garden products. The metal containers segment is engaged in the manufacture and sale of steel and aluminum containers for pet and human food and general line products.

CEIX — KEY STATS

Name:	CONSOL Energy Inc (New)
Stock buyback:	CEIX buyback
Website:	www.consolenenergy.com
Sector:	Metals & Mining
Number of ETFs Holding CEIX:	124 (see which ones)
Total Market Value Held by ETFs:	\$865,365,023
Total Market Capitalization:	\$3,022,000,000
% of Market Cap. Held by ETFs:	28.64%

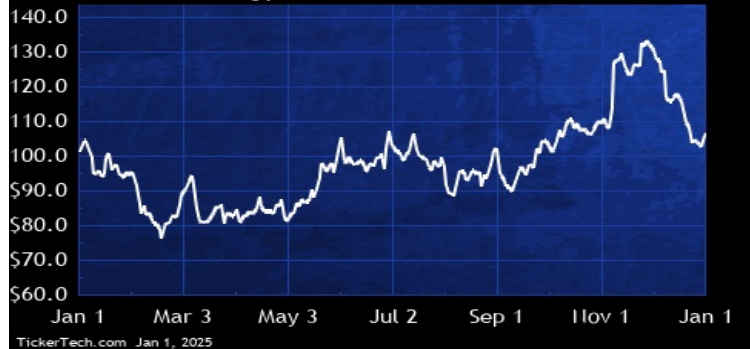
CEIX DIVIDEND HISTORY



TickerTech.com Jan 1, 2025

CEIX — 0.9% YIELD

CONSOL Energy Inc

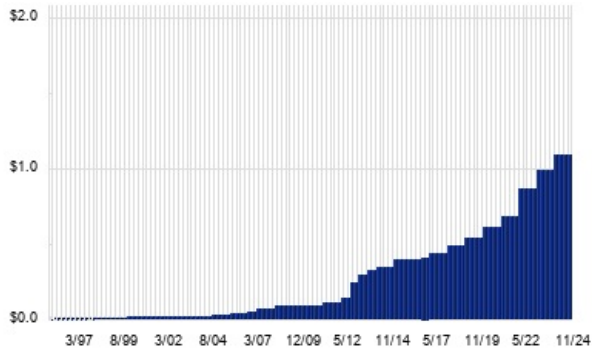


CONSOL Energy Inc. is a producer and exporter of high-Btu bituminous thermal coal and metallurgical coal. It owns and operates longwall mining operations in the Northern Appalachian Basin. Its flagship operation is the Pennsylvania Mining Complex, located over 26 miles southwest of Pittsburgh, near the city of Washington and the borough of Waynesburg all in Pennsylvania, and consists of three deep longwall mining operations: the Bailey Mine, the Enlow Fork Mine and the Harvey Mine, as well as a centralized preparation plant. Its segments include the PAMC and the CONSOL Marine Terminal.

RS — KEY STATS

Name:	Reliance Inc
Website:	www.rsac.com
Sector:	<u>Non-Precious Metals & Non-Metallic Mining</u>
Number of ETFs Holding RS:	187 (see which ones)
Total Market Value Held by ETFs:	\$3,181,029,776.92
Total Market Capitalization:	\$14,598,000,000
% of Market Cap. Held by ETFs:	21.79%

RS DIVIDEND HISTORY

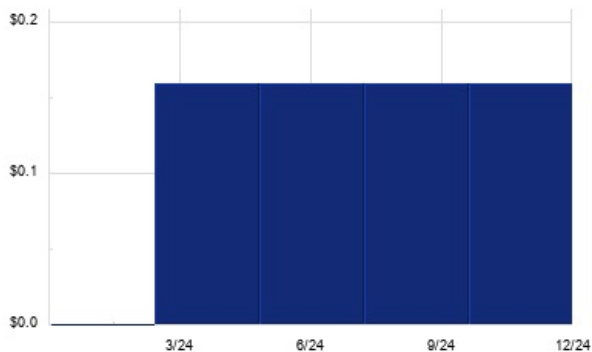


TickerTech.com Jan 1, 2025

WS — KEY STATS

Name:	Worthington Steel Inc
Website:	www.worthingtonsteel.com
Sector:	<u>Metals Fabrication & Products</u>
Number of ETFs Holding WS:	89 (see which ones)
Total Market Value Held by ETFs:	\$303,983,958
Total Market Capitalization:	\$1,625,000,000
% of Market Cap. Held by ETFs:	18.71%

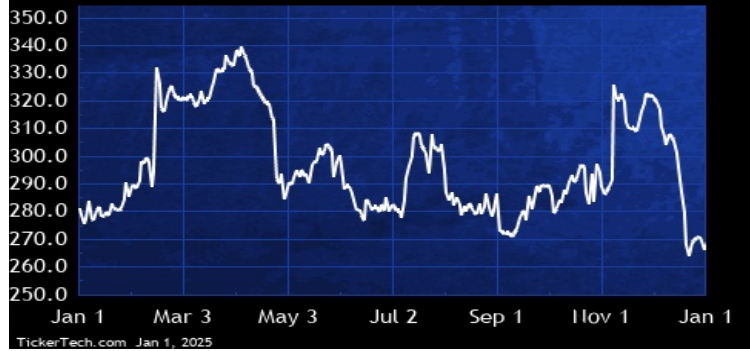
WS DIVIDEND HISTORY



TickerTech.com Jan 1, 2025

RS — 1.6% YIELD

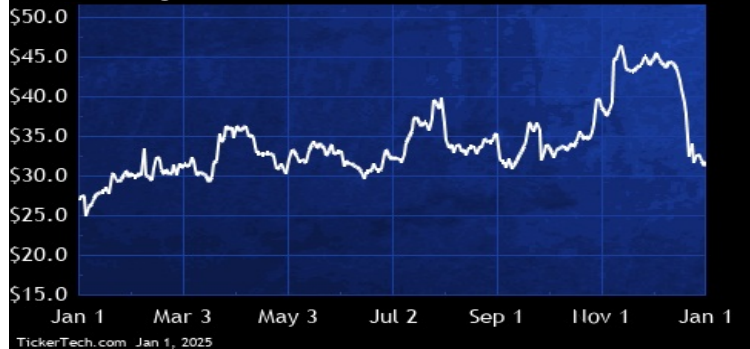
Reliance Inc



Reliance, Inc. is a diversified metal solutions provider and has a metals service center company in North America. Co. provides value-added metals processing services and distributes a full line of over 100,000 metal products, including alloy, aluminum, brass, copper, carbon steel, stainless steel, titanium, specialty carbon and alloy steel plate and round bar and specialty steel products. It serves various industries, such as general manufacturing, non-residential construction (including infrastructure), transportation (rail, truck trailer and shipbuilding), aerospace (commercial, military, defense, and space, and heavy industry, energy (oil and natural gas).

WS — 2.0% YIELD

Worthington Steel Inc



Worthington Steel is a steel processing company. Co. is engaged in the carbon flat-rolled steel processing, electrical steel laminations and laser welding solutions in North America.



Nothing in Dividend Channel is intended to be investment advice, nor does it represent the opinion of, counsel from, or recommendations by BNK Invest Inc. or any of its affiliates, subsidiaries or partners. None of the information contained herein constitutes a recommendation that any particular security, portfolio, transaction, or investment strategy is suitable for any specific person. All viewers agree that under no circumstances will BNK Invest, Inc., its subsidiaries, partners, officers, employees, affiliates, or agents be held liable for any loss or damage caused by your reliance on information obtained. By visiting, using or viewing this site, you agree to the following [Full Disclaimer & Terms of Service](#). Video widget and dividend videos powered by Market News Video. Quote data delayed at least 20 minutes; data powered by Ticker Technologies, and Mergent. [Contact Dividend Channel](#); [Meet Our Editorial Staff](#).