

10 Dividend Paying Metals Stocks

<http://www.metalschannel.com/>

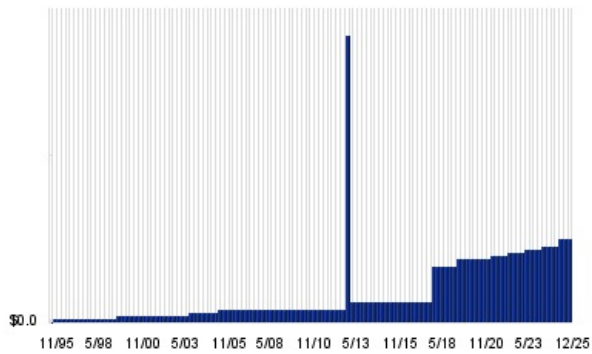
Metals Channel paired our coverage universe of metals stocks, with Dividend Channel's proprietary DividendRank formula, to bring you this list of 10 top ranked dividend paying metals stocks. The DividendRank formula considers a variety of data – dividend history & yield, book value, quarterly earnings – and compares it to the stock's trading data to come up with certain calculations about profitability and about the stock's valuation (whether we think it looks "cheap" or "expensive"). The result is this list of the top most "interesting" ideas that merit further research.



NC — KEY STATS

Name:	NACCO Industries Inc
Stock buyback:	NC buyback
Website:	www.nacco.com
Sector:	Metals & Mining
Number of ETFs Holding NC:	42 (see which ones)

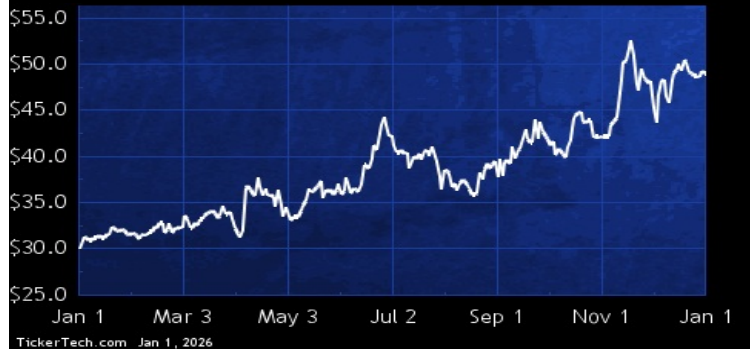
NC DIVIDEND HISTORY



TickerTech.com Jan 1, 2026

NC — 2.1% YIELD

NACCO Industries Inc

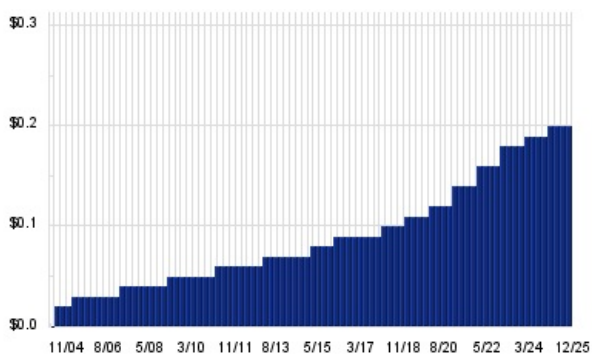


NACCO Industries, Inc. is a holding company. It brings natural resources to life by delivering aggregates, minerals, reliable fuels and environmental solutions through its robust portfolio of NACCO Natural Resources businesses. Co.'s segments include Coal Mining, North American Mining (NAMining) and Minerals Management. The Coal Mining segment operates surface coal mines for power generation companies. The NAMining segment is a mining partner for producers of aggregates, activated carbon, lithium and other industrial minerals. The Minerals Management segment, which includes the Catapult Mineral Partners (Catapult) business, acquires and promotes the development of mineral interests.

SLGN — KEY STATS

Name:	Silgan Holdings Inc
Stock buyback:	SLGN buyback
Website:	www.silganholdings.com
Sector:	Metals Fabrication & Products
Number of ETFs Holding SLGN:	120 (see which ones)

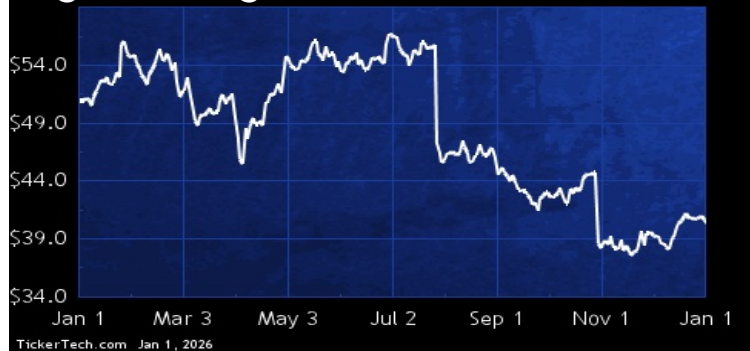
SLGN DIVIDEND HISTORY



TickerTech.com Jan 1, 2026

SLGN — 2.0% YIELD

Silgan Holdings Inc

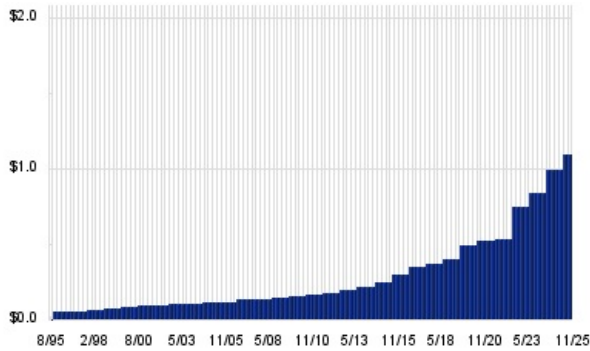


Silgan Holdings Inc. is a manufacturer of sustainable rigid packaging solutions for essential consumer goods products. Co.'s segments include dispensing and specialty closures, metal containers and custom containers. The dispensing and specialty closures segment manufactures and sells dispensing systems and specialty closures for fragrance and beauty, food, beverage, personal and health care, home care and lawn and garden products. The metal containers segment is engaged in the manufacture and sale of steel and aluminum containers for pet and human food and general line products.

CSL — KEY STATS

Name:	Carlisle Companies Inc.
Stock buyback:	CSL buyback
Website:	www.carlisle.com
Sector:	Metals Fabrication & Products
Number of ETFs Holding CSL:	217 (see which ones)

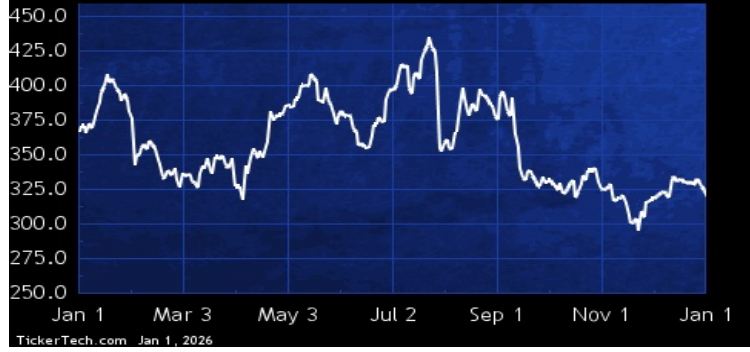
CSL DIVIDEND HISTORY



TickerTech.com Jan 1, 2026

CSL — 1.4% YIELD

Carlisle Companies Inc.

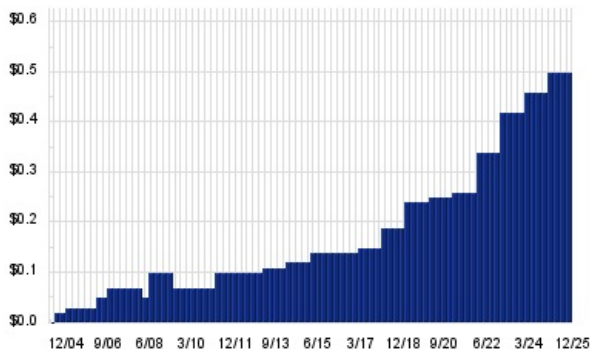


Carlisle Companies Incorporated is a manufacturer and supplier of building envelope products and solutions that enable energy efficiency in buildings. Co. operates through two segments: Carlisle Construction Materials (CCM) and Carlisle Weatherproofing Technologies (CWT). The CCM segment produces a complete line of single-ply roofing products and warranted roof systems and accessories for the commercial building industry, including ethylene propylene diene monomer (EPDM), thermoplastic polyolefin (TPO) and polyvinyl chloride (PVC) membrane, polyiso insulation, and engineered metal roofing and wall panel systems for commercial and residential buildings.

STLD — KEY STATS

Name:	Steel Dynamics Inc.
Stock buyback:	STLD buyback
Website:	www.steeldynamics.com
Sector:	Non-Precious Metals & Non-Metallic Mining
Number of ETFs Holding STLD:	264 (see which ones)

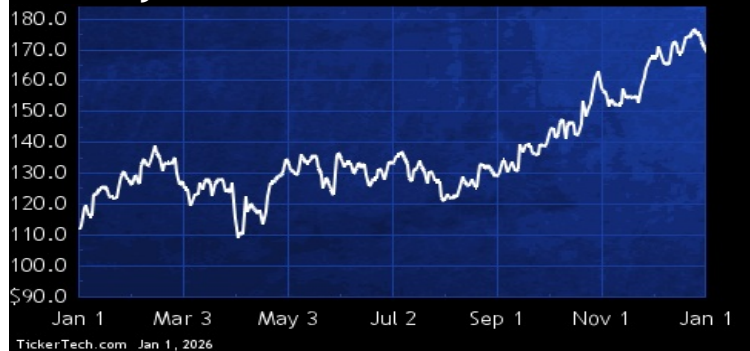
STLD DIVIDEND HISTORY



TickerTech.com Jan 1, 2026

STLD — 1.2% YIELD

Steel Dynamics Inc.

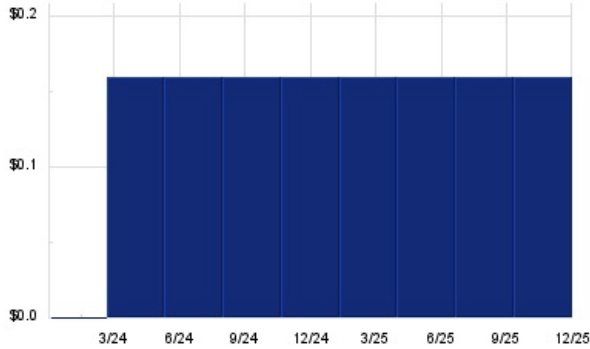


Steel Dynamics, Inc. is a steel producer and metal recycler in the North America. Its segments include Steel Operations, Metals Recycling Operations, Steel Fabrication Operations and Aluminum Operations. Steel Operations segment consists primarily of steelmaking and various coating operations. Metals Recycling operations segment include both ferrous and nonferrous scrap metal processing, transportation, marketing, brokerage and scrap management services, strategically located primarily in close proximity to its steel mills and other end-user scrap consumers, across the U.S., and Central and Northern Mexico.

WS — KEY STATS

Name:	Worthington Steel Inc
Website:	www.worthingtonsteel.com
Sector:	Metals Fabrication & Products
Number of ETFs Holding WS:	97 (see which ones)

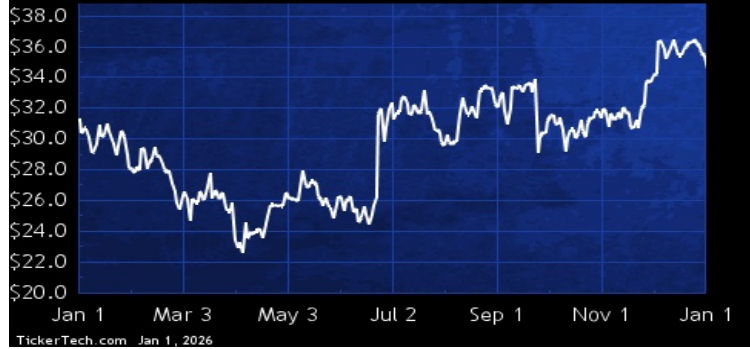
WS DIVIDEND HISTORY



TickerTech.com Jan 1, 2026

WS — 1.9% YIELD

Worthington Steel Inc

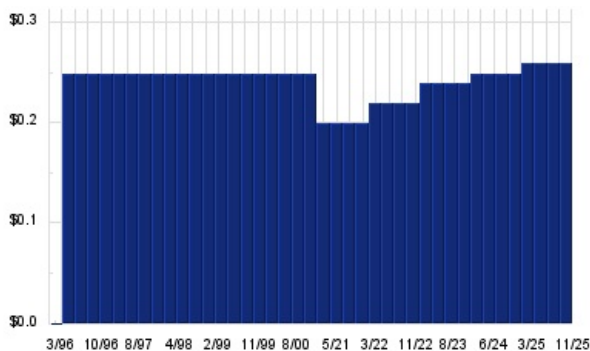


Worthington Steel is a steel processing company. Co. is engaged in the carbon flat-rolled steel processing, electrical steel laminations and laser welding solutions in North America.

CCK — KEY STATS

Name:	Crown Holdings Inc
Stock buyback:	CCK buyback
Website:	www.crowncork.com
Sector:	Metals Fabrication & Products
Number of ETFs Holding CCK:	156 (see which ones)

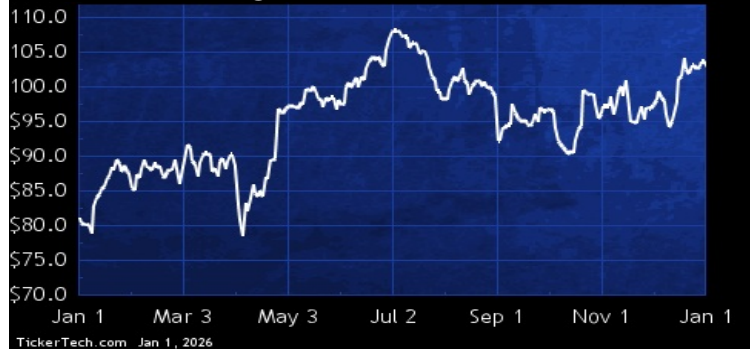
CCK DIVIDEND HISTORY



TickerTech.com Jan 1, 2026

CCK — 1.0% YIELD

Crown Holdings Inc

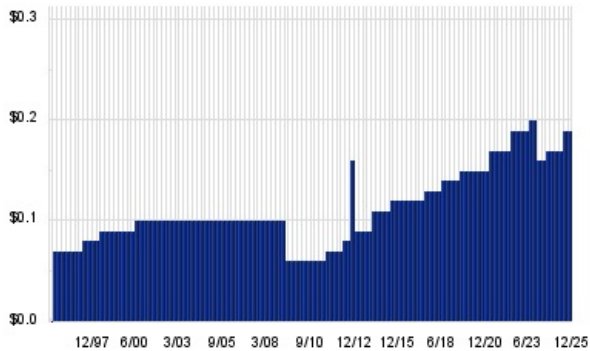


Crown Holdings, Inc. designs, manufactures and sells packaging products for consumer goods and industrial products. Co.'s segments include Americas Beverage, European Beverage, Asia Pacific, Transit Packaging and Other. The Americas Beverage segment manufactures infinitely recyclable aluminum beverage cans and ends, glass bottles, steel crowns and aluminum caps. The European Beverage segment manufactures infinitely recyclable aluminum beverage cans and ends in Europe, the Middle East and North Africa. The Asia Pacific segment consists of beverage can and non-beverage can operations, primarily food cans and specialty packaging.

WOR — KEY STATS

Name:	Worthington Enterprises Inc
Stock buyback:	WOR buyback
Website:	www.worthingtonindustries.com
Sector:	Non-Precious Metals & Non-Metallic Mining
Number of ETFs Holding WOR:	116 (see which ones)

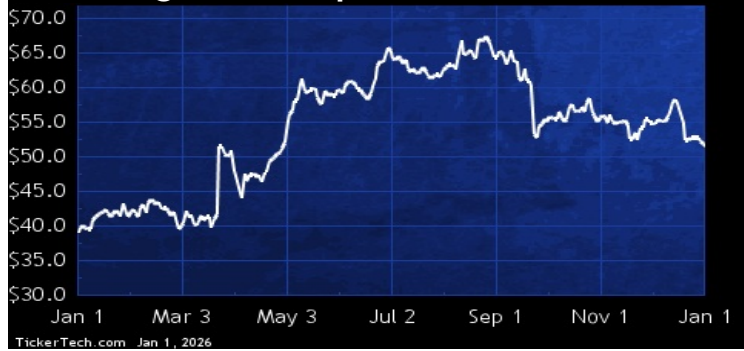
WOR DIVIDEND HISTORY



TickerTech.com Jan 1, 2026

WOR — 1.5% YIELD

Worthington Enterprises Inc



Worthington Enterprises, Inc. is a designer and manufacturer of brands that enable people to live safer, healthier and more expressive lives. Co. operates through two primary business segments: building products and consumer products. The Building Products segment includes cooking, heating, cooling and water solutions, architectural and acoustical grid ceilings and metal framing and accessories. The Consumer Products segment provides solutions for the tools, outdoor living and celebrations categories. Its product includes propane-filled cylinders for torches, camping stoves and other applications.

NUE — KEY STATS

Name:	Nucor Corp.
Stock buyback:	NUE buyback
Website:	www.nucor.com
Sector:	Non-Precious Metals & Non-Metallic Mining
Number of ETFs Holding NUE:	248 (see which ones)

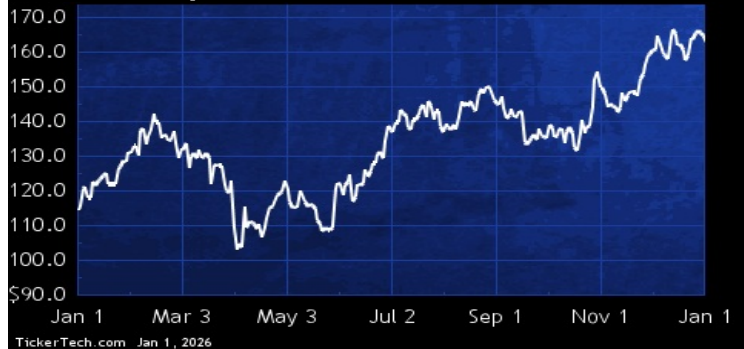
NUE DIVIDEND HISTORY



TickerTech.com Jan 1, 2026

NUE — 1.4% YIELD

Nucor Corp.

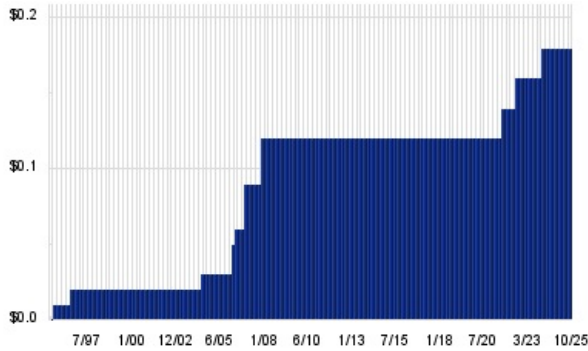


Nucor Corporation is a manufacturer of steel and steel products, with operating facilities in the U.S., Canada and Mexico. Its segments include steel mills, steel products, raw materials, and Nucor Data Systems. The Steel Mills segment produces sheet steel (hot-rolled, cold-rolled and galvanized), plate steel, structural steel (wide-flange beams, beam blanks, H-piling, and sheet piling) and bar steel (blooms, billets, concrete reinforcing bar, merchant bar and engineered special bar quality).

CMC — KEY STATS

Name:	Commercial Metals Co.
Stock buyback:	CMC buyback
Website:	www.cmc.com
Sector:	Non-Precious Metals & Non-Metallic Mining
Number of ETFs Holding CMC:	152 (see which ones)

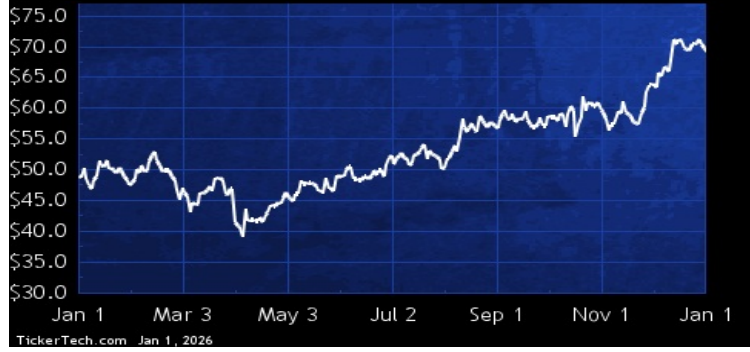
CMC DIVIDEND HISTORY



TickerTech.com Jan 1, 2026

CMC — 1.0% YIELD

Commercial Metals Co.

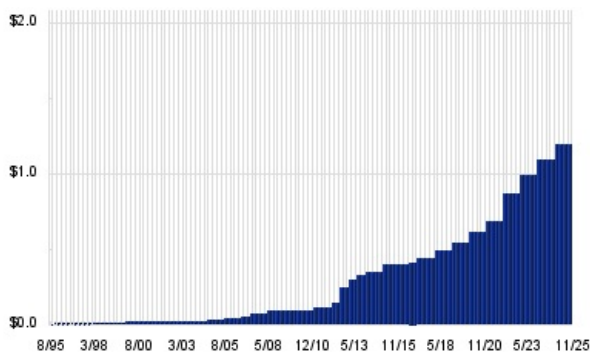


Commercial Metals Co. is engaged in offering products and technologies for the global construction sector through manufacturing network principally located in the U.S. and Central Europe. Co.'s solutions support construction across a variety of applications, including infrastructure, non-residential, residential, industrial, and energy generation and transmission. Its segments include North America and Europe. The North America segment provides a diverse offering of products and solutions to support the construction sector composed primarily of a vertically integrated network of recycling facilities, steel mills and fabrication operations.

RS — KEY STATS

Name:	Reliance Inc
Website:	www.rsac.com
Sector:	Non-Precious Metals & Non-Metallic Mining
Number of ETFs Holding RS:	187 (see which ones)

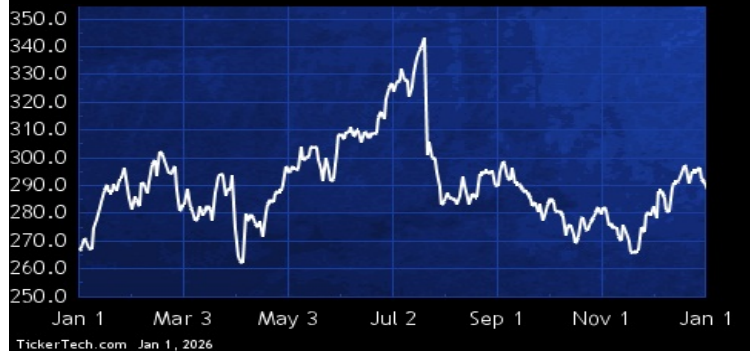
RS DIVIDEND HISTORY



TickerTech.com Jan 1, 2026

RS — 1.7% YIELD

Reliance Inc



Reliance, Inc. is a diversified metal solutions provider and has a metals service center company in North America. Co. provides value-added metals processing services and distributes a full line of over 100,000 metal products, including alloy, aluminum, brass, copper, carbon steel, stainless steel, titanium, specialty carbon and alloy steel plate and round bar and specialty steel products. It serves various industries, such as general manufacturing, non-residential construction (including infrastructure), transportation (rail, truck trailer and shipbuilding), aerospace (commercial, military, defense, and space, and heavy industry, energy (oil and natural gas).



Nothing in Dividend Channel is intended to be investment advice, nor does it represent the opinion of, counsel from, or recommendations by BNK Invest Inc. or any of its affiliates, subsidiaries or partners. None of the information contained herein constitutes a recommendation that any particular security, portfolio, transaction, or investment strategy is suitable for any specific person. All viewers agree that under no circumstances will BNK Invest, Inc., its subsidiaries, partners, officers, employees, affiliates, or agents be held liable for any loss or damage caused by your reliance on information obtained. By visiting, using or viewing this site, you agree to the following [Full Disclaimer & Terms of Service](#). Video widget and dividend videos powered by Market News Video. Quote data delayed at least 20 minutes; data powered by Ticker Technologies, and Mergent. [Contact Dividend Channel](#); [Meet Our Editorial Staff](#).

