

10 Dividend Paying Metals Stocks

<http://www.metalschannel.com/>

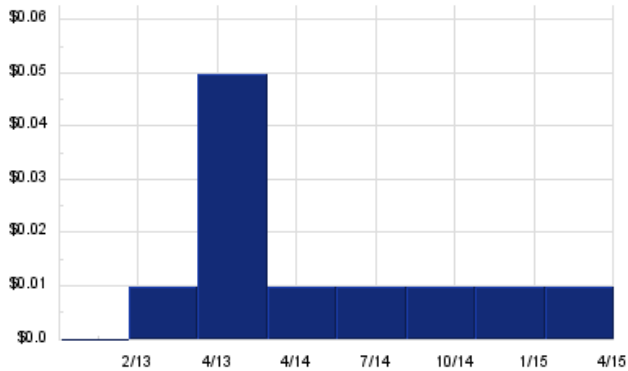
Metals Channel paired our coverage universe of metals stocks, with Dividend Channel's proprietary DividendRank formula, to bring you this list of 10 top ranked dividend paying metals stocks. The DividendRank formula considers a variety of data – dividend history & yield, book value, quarterly earnings – and compares it to the stock's trading data to come up with certain calculations about profitability and about the stock's valuation (whether we think it looks "cheap" or "expensive"). The result is this list of the top most "interesting" ideas that merit further research.



CALVF — Key Stats

Name: Caledonia Mining Corp.
 Website: www.caledoniamining.com
 Sector: Precious Metals

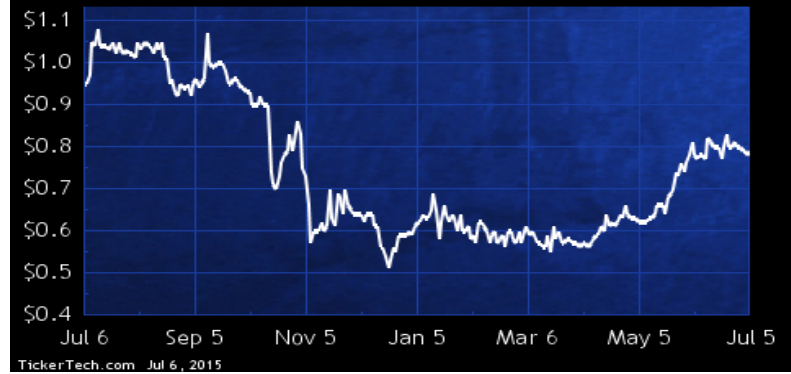
CALVF Dividend History



TickerTech.com Jul 6, 2015

CALVF — 7.6% Yield

Caledonia Mining Corp.



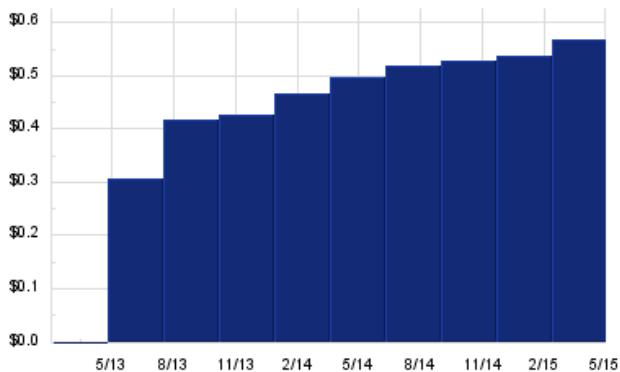
TickerTech.com Jul 6, 2015

Caledonia Mining is engaged in the acquisition, exploration and development of mineral properties for the exploitation of base and precious metals. The ability of Co. to recover the amounts shown for its capital assets and mineral properties is dependent upon the existence of economically recoverable reserves; the ability of Co. to obtain the necessary financing to complete exploration and development; and future profitable production or proceeds from the disposition of such capital assets and mineral properties.

SXCP — Key Stats

Name: SunCoke Energy Partners LP
 Website: www.sxcpartners.com
 Sector: Metals Fabrication & Products
 Number of ETFs Holding SXCP: 1 (see which ones)
 Total Market Value Held by ETFs: \$3,175,518
 Total Market Capitalization: \$399,000,000
 % of Market Cap. Held by ETFs: 0.80%

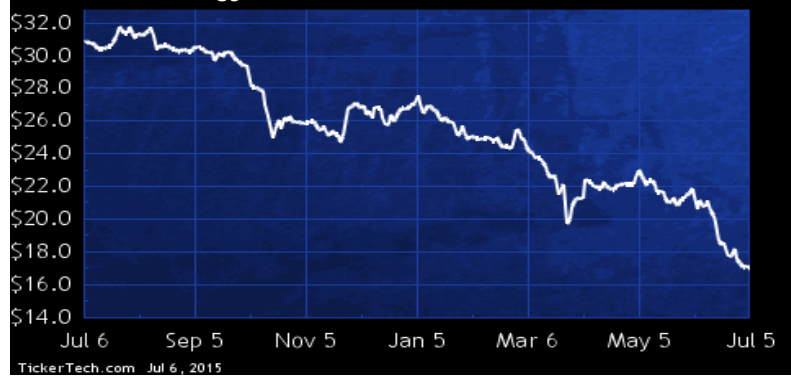
SXCP Dividend History



TickerTech.com Jul 3, 2015

SXCP — 13.5% Yield

SunCoke Energy Partners LP



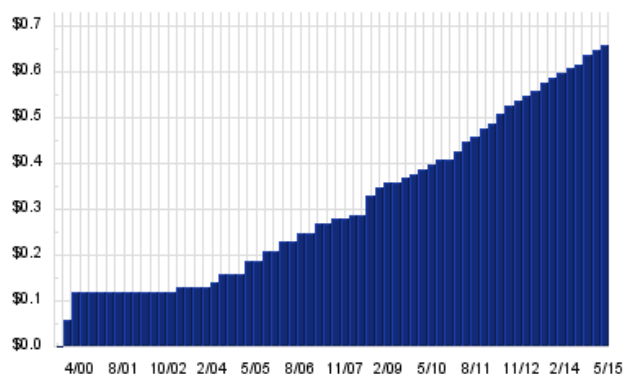
TickerTech.com Jul 6, 2015

SunCoke Energy Partners manufactures coke used in the blast furnace production of steel. Co.'s cokemaking ovens utilizes heat recovery technology designed to combust the coal's volatile components liberated during the cokemaking process and use the resulting heat to create steam or electricity for sale. Co. has two segments: Domestic Coke, which consists of its Haverhill Coke Company LLC and Middletown Coke Company, LLC cokemaking and heat recovery operations located in Franklin Furnace, OH and Middletown, OH, respectively; and Coal Logistics, which consists of its coal handling and blending service operations in East Chicago, IN; Ceredo, WV; Belle, WV; and Catlettsburg, KY.

ARLP — Key Stats

Name:	Alliance Resource Partners LP
Website:	www.arlp.com
Sector:	<u>Metals & Mining</u>
Number of ETFs Holding ARLP:	6 (see which ones)
Total Market Value Held by ETFs:	\$19,736,606
Total Market Capitalization:	\$1,844,000,000
% of Market Cap. Held by ETFs:	1.07%

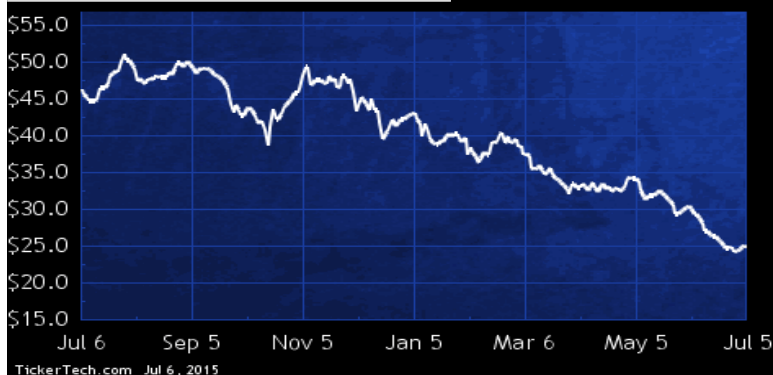
ARLP Dividend History



TickerTech.com Jul 4, 2015

ARLP — 10.7% Yield

Alliance Resource Partners LP

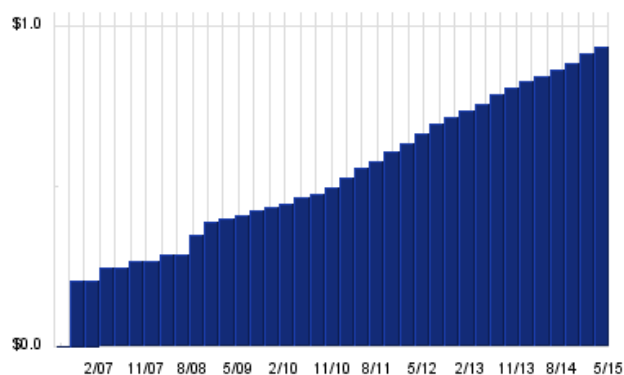


Alliance Resource Partners is a producer and marketer of coal primarily to main U.S. utilities and industrial users. In addition, Co. develops and markets additional services, which include ash and scrubber sludge removal, coal yard maintenance and arranging alternate transportation services. As of Dec 31 2014, Co. operated 10 underground mining complexes in Illinois, Indiana, Kentucky, Maryland and West Virginia. Co. also operates a coal loading terminal on the Ohio River at Mt. Vernon, IN. Also, at Dec 31 2014, Co. had approximately 1.50 billion tons of proven and probable coal reserves in Illinois, Indiana, Kentucky, Maryland, Pennsylvania and West Virginia.

AHGP — Key Stats

Name:	Alliance Holdings Group LP
Website:	www.ahgp.com
Sector:	<u>Metals & Mining</u>
Number of ETFs Holding AHGP:	6 (see which ones)
Total Market Value Held by ETFs:	\$11,603,538
Total Market Capitalization:	\$2,278,000,000
% of Market Cap. Held by ETFs:	0.51%

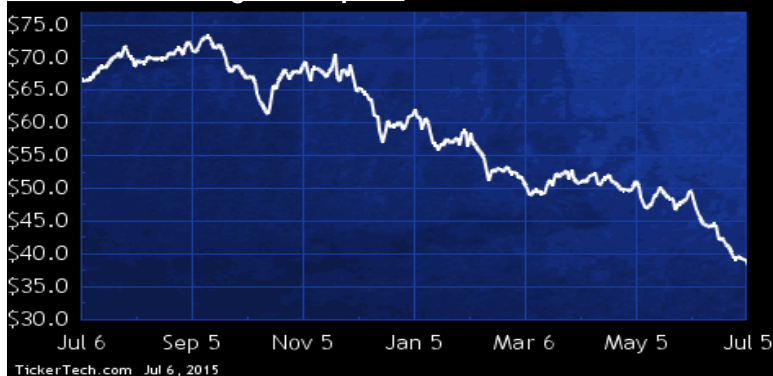
AHGP Dividend History



TickerTech.com Jul 4, 2015

AHGP — 9.9% Yield

Alliance Holdings Group LP

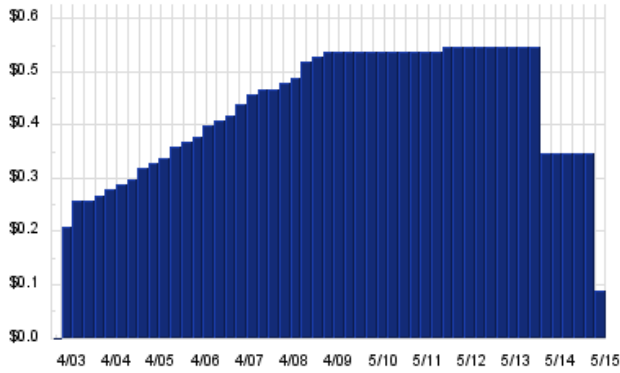


Alliance Holdings Group is a limited partnership. Co. owns 100% of the members' interest in Alliance Resource Management GP, LLC, the managing general partner of Alliance Resource Partners, L.P. (ARLP). Co., ARLP, and its subsidiaries (collectively, ARLP Partnership), produce and market coal primarily to U.S. utilities and industrial users. The ARLP Partnership's mining activities are conducted in three geographic regions: Illinois Basin, with mining operations located in western Kentucky, southern Illinois and southern Indiana; Central Appalachian, with mining operations located in eastern Kentucky; and Northern Appalachian, with mining operations located in Maryland and West Virginia.

NRP — Key Stats

Name:	Natural Resources Partners L.P.
Website:	www.nrplp.com
Sector:	<u>Metals & Mining</u>
Number of ETFs Holding NRP:	4 (see which ones)
Total Market Value Held by ETFs:	\$4,396,067
Total Market Capitalization:	\$453,000,000
% of Market Cap. Held by ETFs:	0.97%

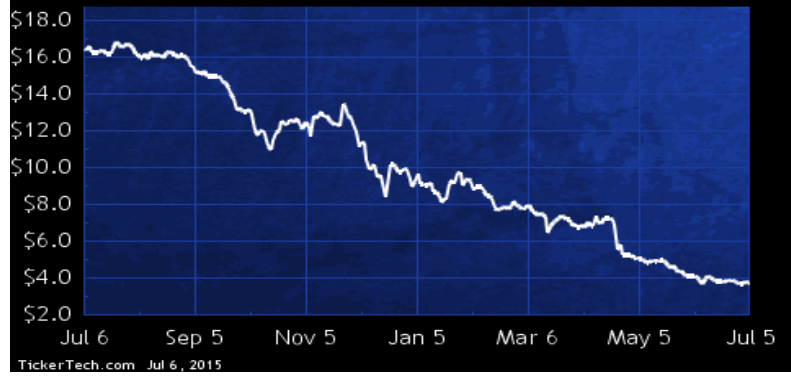
NRP Dividend History



TickerTech.com Jul 4, 2015

NRP — 9.7% Yield

Natural Resources Partners L.P.

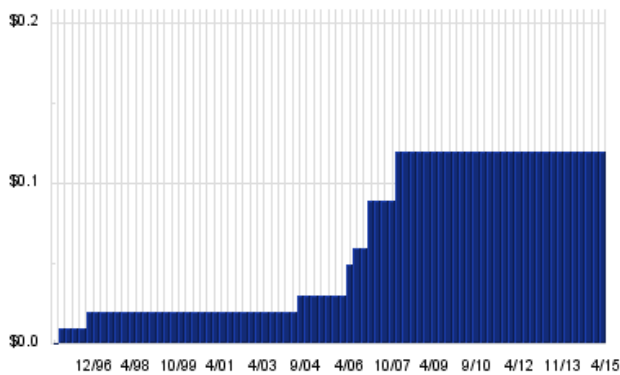


Natural Resource Partners is engaged in the business of owning, managing and leasing mineral properties in the U.S. Co. owns coal reserves in three U. S. coal-producing regions: Appalachia, the Illinois Basin and the Western U. S., as well as lignite reserves in the Gulf Coast region. As of Dec 31 2013, Co. owned or controlled approximately 2.33 billion tons of proven and probable coal reserves, and approximately 500.0 million tons of aggregate reserves in a number of states across the country. Co. does not operate any mines, but leases its reserves to mine operators under leases that grant the operators the right to mine and sell Co.'s coal reserves in exchange for royalty payments.

CMC — Key Stats

Name:	Commercial Metals Co.
Stock buyback:	<u>CMC buyback</u>
Website:	www.cmc.com
Sector:	<u>Non-Precious Metals & Non-Metallic Mining</u>
Number of ETFs Holding CMC:	49 (see which ones)
Total Market Value Held by ETFs:	\$179,699,762
Total Market Capitalization:	\$1,859,000,000
% of Market Cap. Held by ETFs:	9.67%

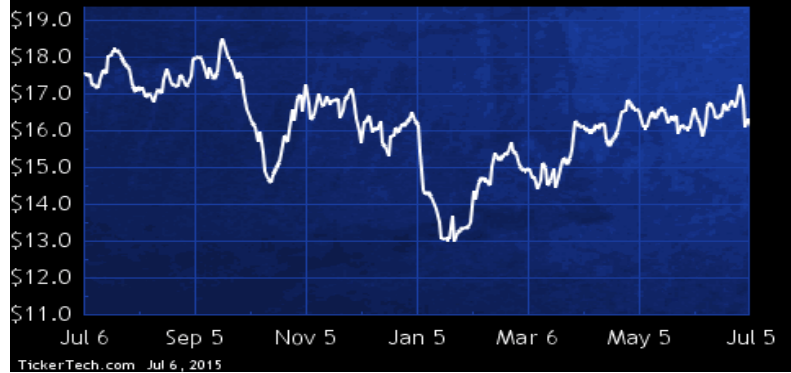
CMC Dividend History



TickerTech.com Jul 8, 2015

CMC — 3.0% Yield

Commercial Metals Co.

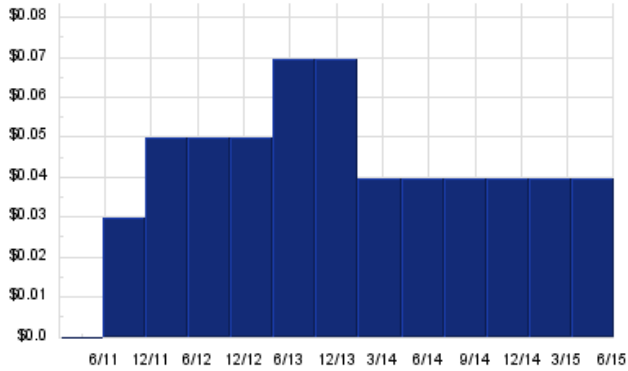


Commercial Metals produces, recycles and markets steel and metal products, related materials and services. The Americas Recycling segment processes scrap metals. The Americas Mills segment includes the domestic steel mills. The Americas Fabrication segment produces reinforcing bar, angles, flats, rounds, small beams, fence-post sections and other shapes. The International Mills segment is comprised of all mill, recycling and fabrication operations located in Poland; and International Marketing and Distribution segment includes international operations for the sales, distribution and processing of steel products, ferrous and nonferrous metals and other industrial products.

NSU — Key Stats

Name:	Nevsun Resources Ltd.
Website:	www.nevsun.com
Sector:	Precious Metals
Number of ETFs Holding NSU:	3 (see which ones)
Total Market Value Held by ETFs:	\$1,219,658
Total Market Capitalization:	\$747,000,000
% of Market Cap. Held by ETFs:	0.16%

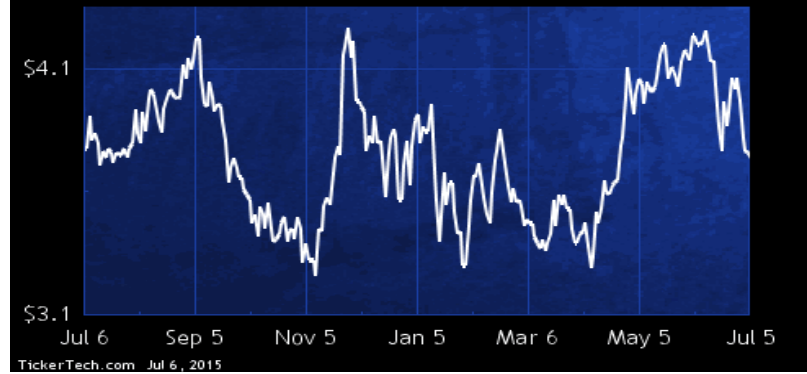
NSU Dividend History



TickerTech.com Jul 3, 2015

NSU — 4.3% Yield

Nevsun Resources Ltd.

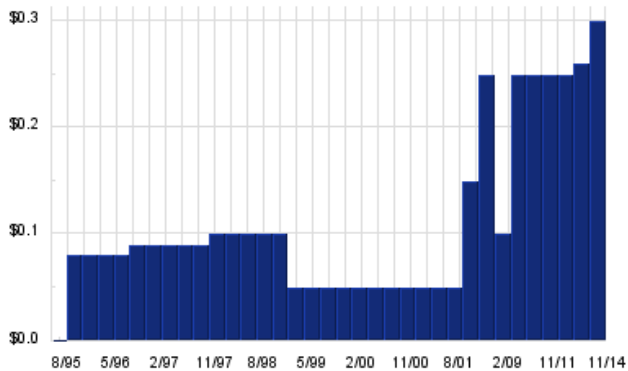


Nevsun Resources is engaged in the acquisition, exploration, development, extraction and production of gold and base metals mineral resources in Africa.

SYNL — Key Stats

Name:	Synalloy Corp.
Website:	www.synalloy.com
Sector:	Non-Precious Metals & Non-Metallic Mining
Number of ETFs Holding SYNL:	3 (see which ones)
Total Market Value Held by ETFs:	\$602,572
Total Market Capitalization:	\$116,000,000
% of Market Cap. Held by ETFs:	0.52%

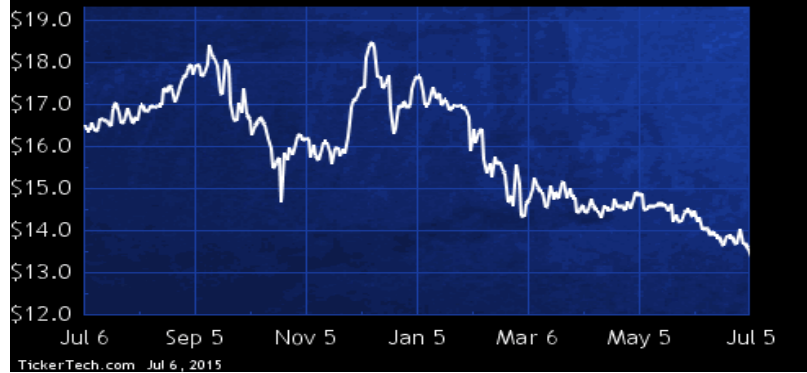
SYNL Dividend History



TickerTech.com Jul 5, 2015

SYNL — 2.2% Yield

Synalloy Corp.

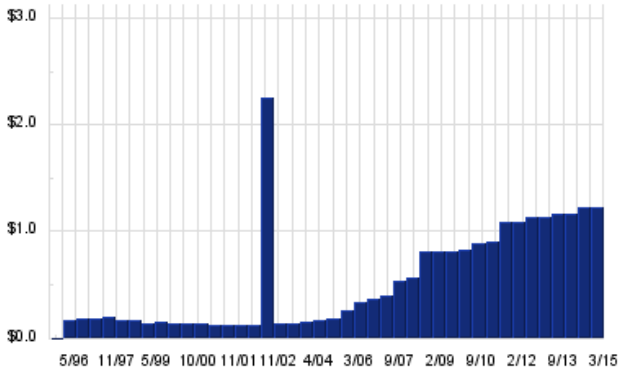


Synalloy is engaged in two business segments. The Metals Segment operates as Bristol Metals, LLC (Bristol), Ram-Fab, LLC and Palmer of Texas Tanks, Inc. Bristol manufactures pipe and fabricates piping systems from stainless steel and other alloys, and Ram-Fab fabricates piping systems. Palmer manufactures liquid storage solutions and separation equipment. The Specialty Chemicals Segment operates as Manufacturers Chemicals, LLC and CRI Tolling, LLC. The Specialty Chemicals Segment produces chemicals and dyes for the carpet, chemical, paper, metals, mining, agricultural, fiber, paint, textile, automotive, petroleum, cosmetics, mattress, furniture, janitorial and other industries.

BHP — Key Stats

Name:	BHP Billiton Ltd.
Website:	www.bhpbilliton.com
Sector:	Non-Precious Metals & Non-Metallic Mining
Number of ETFs Holding BHP:	8 (see which ones)
Total Market Value Held by ETFs:	\$109,040,663
Total Market Capitalization:	\$25,512,000,000
% of Market Cap. Held by ETFs:	0.43%

BHP Dividend History

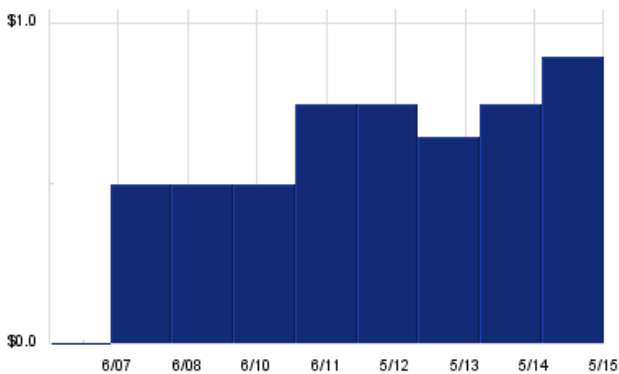


TickerTech.com Jul 3, 2015

TX — Key Stats

Name:	Ternium S A
Website:	www.ternium.com
Sector:	Non-Precious Metals & Non-Metallic Mining
Number of ETFs Holding TX:	6 (see which ones)
Total Market Value Held by ETFs:	\$6,436,882
Total Market Capitalization:	\$34,225,000,000
% of Market Cap. Held by ETFs:	0.02%

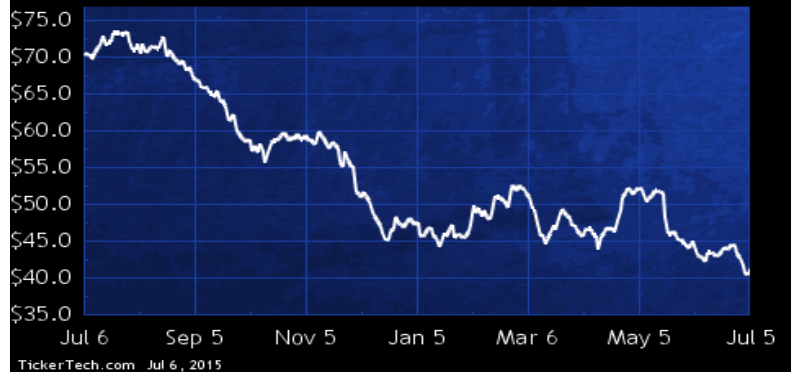
TX Dividend History



TickerTech.com Jul 3, 2015

BHP — 6.0% Yield

BHP Billiton Ltd.

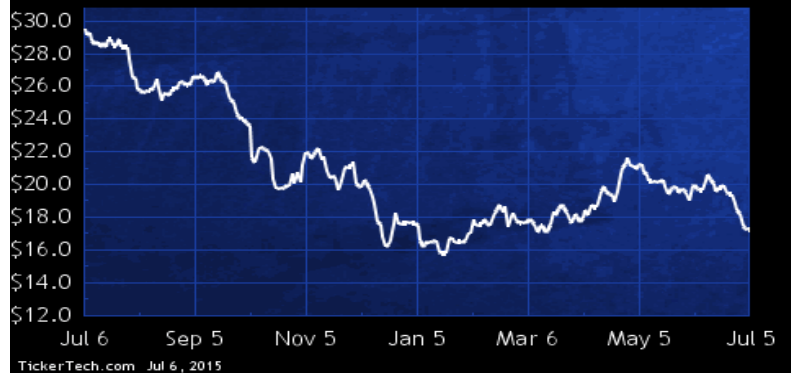


TickerTech.com Jul 6, 2015

BHP Billiton is engaged in the minerals exploration, development, production and processing (in respect of iron ore, metallurgical and energy coal, conventional and unconventional oil and gas, copper, aluminium, manganese, uranium, nickel and silver), and oil and gas exploration, development and production. Co. operates five groups aligned with the commodities which Co. extracts and markets: Petroleum and Potash; Copper; Iron Ore; Coal; and Aluminium, Manganese and Nickel. Co. extracts and processes minerals, oils and gass from its production operations located primarily in Australia, the Americas and southern Africa. 576,220.00

TX — 5.2% Yield

Ternium S A



TickerTech.com Jul 6, 2015

Ternium is a steel company. Co. manufactures and processes a broad spectrum of value-added steel products, including tinplate, galvanized and electro-galvanized sheets, pre-painted sheets, and hot rolled pickled and annealed and cold rolled steel, as well as slit and cut-to-length offerings through its service centers. Co. also produces long steel products such as bars and wire rod. Co.'s customers range from global companies to small enterprises operating in the construction, home appliances, capital goods, containers, food and automotive industries. Co. organizes its operations into two business segments which operate on a worldwide basis: Steel and Mining.

 **METALS Channel**

 **Dividend Channel**

Nothing in Dividend Channel is intended to be investment advice, nor does it represent the opinion of, counsel from, or recommendations by BNK Invest Inc. or any of its affiliates, subsidiaries or partners. None of the information contained herein constitutes a recommendation that any particular security, portfolio, transaction, or investment strategy is suitable for any specific person. All viewers agree that under no circumstances will BNK Invest, Inc., its subsidiaries, partners, officers, employees, affiliates, or agents be held liable for any loss or damage caused by your reliance on information obtained. By visiting, using or viewing this site, you agree to the following [Full Disclaimer & Terms of Service](#). Video widget and dividend videos powered by Market News Video. Quote data delayed at least 20 minutes; [data powered by Ticker Technologies](#), and Mergent. [Contact Dividend Channel!](#) [Meet Our Editorial Staff](#).