

## 10 Dividend Paying Metals Stocks

<http://www.metalschannel.com/>

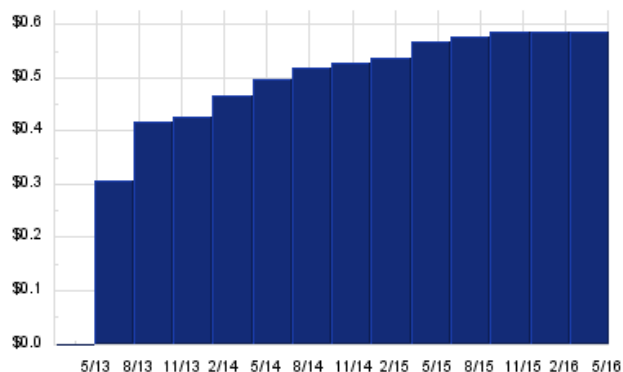
Metals Channel paired our coverage universe of metals stocks, with Dividend Channel's proprietary DividendRank formula, to bring you this list of 10 top ranked dividend paying metals stocks. The DividendRank formula considers a variety of data – dividend history & yield, book value, quarterly earnings – and compares it to the stock's trading data to come up with certain calculations about profitability and about the stock's valuation (whether we think it looks "cheap" or "expensive"). The result is this list of the top most "interesting" ideas that merit further research.



## SXCP — Key Stats

Name:	SunCoke Energy Partners LP
Stock buyback:	SXCP buyback
Website:	<a href="http://www.suncoke.com">www.suncoke.com</a>
Sector:	Metals Fabrication & Products

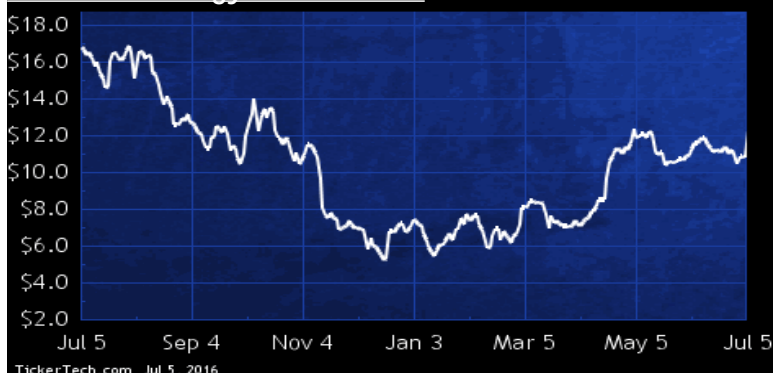
## SXCP Dividend History



TickerTech.com Jul 5, 2016

## SXCP — 19.3% Yield

### SunCoke Energy Partners LP



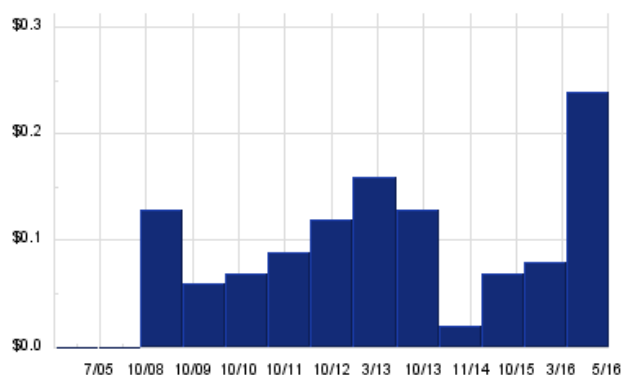
TickerTech.com Jul 5, 2016

SunCoke Energy Partners manufactures coke used in the blast furnace production of steel. Co.'s cokemaking ovens utilizes heat recovery technology designed to combust the coal's volatile components liberated during the cokemaking process and use the resulting heat to create steam or electricity for sale. Co. has two segments: Domestic Coke, which consists of its Haverhill Coke Company LLC and Middletown Coke Company, LLC cokemaking and heat recovery operations located in Franklin Furnace, OH and Middletown, OH, respectively; and Coal Logistics, which consists of Co.'s coal handling and blending service operations in East Chicago, IN; Ceredo, WV; Belle, WV; and Catlettsburg, KY.

## DRD — Key Stats

Name:	DRDGold Ltd
Website:	<a href="http://www.drdgold.com">www.drdgold.com</a>
Sector:	Precious Metals

## DRD Dividend History



TickerTech.com Jul 5, 2016

## DRD — 15.0% Yield

### DRDGold Ltd



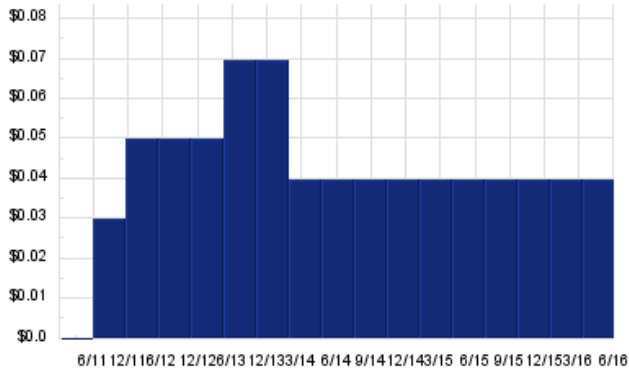
TickerTech.com Jul 5, 2016

DRDGold is a gold mining company engaged in underground and surface gold mining including exploration, extraction, processing and smelting. Co.'s segments include: Blyvoor, which incorporates the Doornfontein mine, situated on the north-western edge of the Witwatersrand Basin; Crown, which is a surface retreatment operation and treats old slime and sand dumps to the south of Johannesburg's CBD; and Ergo, which consists of Phase 1, a surface retreatment operation which treats East Rand Proprietary Mines Limited's old slime dumps and Phase 2, which explores, evaluates and processes surface uranium- and sulfur bearing tailings on the East and Central Rand goldfields of South Africa.

## NSU — Key Stats

Name:	Nevsun Resources Ltd.
Website:	<a href="http://www.nevsun.com">www.nevsun.com</a>
Sector:	Precious Metals
Number of ETFs Holding NSU:	3 (see which ones)
Total Market Value Held by ETFs:	\$413,514
Total Market Capitalization:	\$587,000,000
% of Market Cap. Held by ETFs:	0.07%

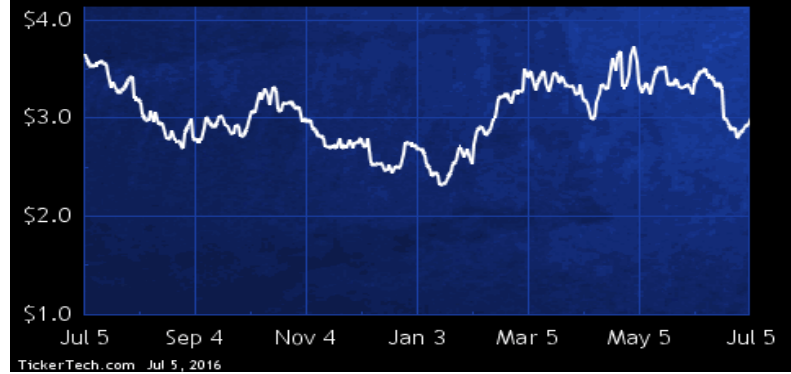
## NSU Dividend History



TickerTech.com Jul 5, 2016

## NSU — 5.3% Yield

### Nevsun Resources Ltd.



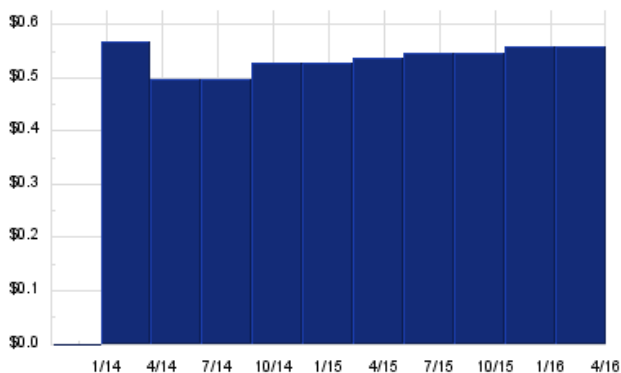
TickerTech.com Jul 5, 2016

Nevsun Resources is engaged in the acquisition, exploration, development, extraction and production of gold and base metals mineral resources in Africa.

## CINR — Key Stats

Name:	Ciner Resources LP
Website:	<a href="http://www.ociresources.com">www.ociresources.com</a>
Sector:	Metals & Mining
Number of ETFs Holding CINR:	1 (see which ones)
Total Market Value Held by ETFs:	\$56,304
Total Market Capitalization:	\$277,000,000
% of Market Cap. Held by ETFs:	0.02%

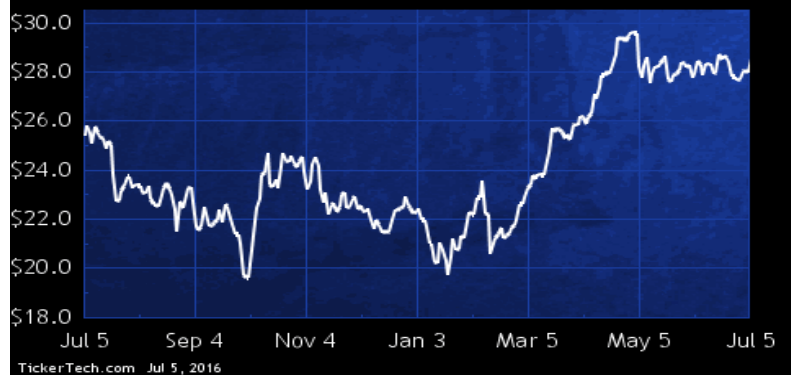
## CINR Dividend History



TickerTech.com Jul 5, 2016

## CINR — 7.9% Yield

### Ciner Resources LP



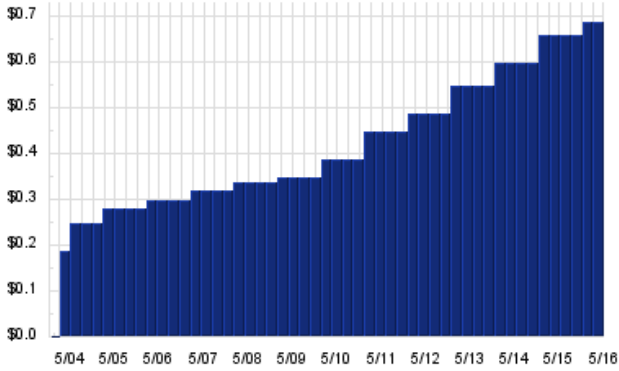
TickerTech.com Jul 5, 2016

Ciner Resources operates the trona ore mining and soda ash production business of its subsidiary, OCI Wyoming, L.P. (OCI Wyoming). Co. owns a controlling 51.0% membership interest in OCI Wyoming. Trona, a soft mineral, is also known as sodium sesquicarbonate and consists primarily of sodium carbonate, or soda ash, sodium bicarbonate and water. Co. processes trona ore into soda ash, which is a raw material in flat glass, container glass, detergents, chemicals, paper and other consumer and industrial products. As of Dec 31 2014, Co. had estimated proven and probable reserves of approximately 271.5 million short tons of trona, which is equivalent to 148.0 million short tons of soda ash.

## CMP — Key Stats

Name:	Compass Minerals International Inc
Website:	<a href="http://www.compassminerals.com">www.compassminerals.com</a>
Sector:	Metals & Mining
Number of ETFs Holding CMP:	57 (see which ones)
Total Market Value Held by ETFs:	\$174,401,170
Total Market Capitalization:	\$2,506,000,000
% of Market Cap. Held by ETFs:	6.96%

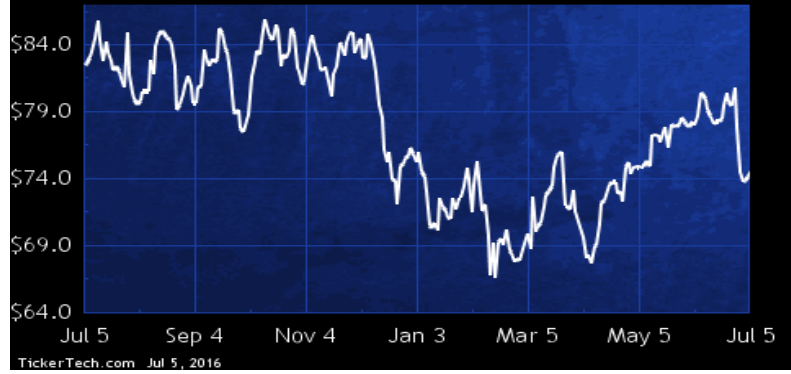
## CMP Dividend History



TickerTech.com Jul 5, 2016

## CMP — 3.7% Yield

### Compass Minerals International Inc

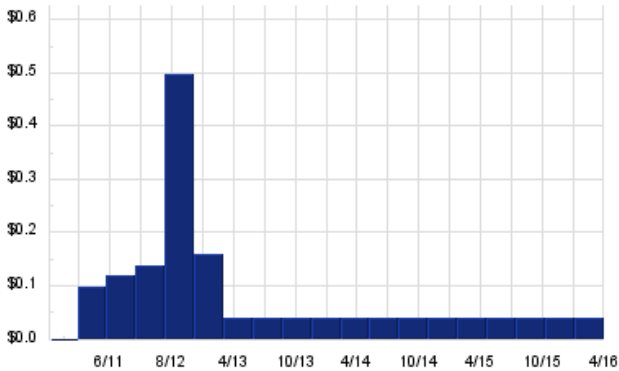


Compass Minerals International is a holding company, which produces and markets minerals, such as salt, sulfate of potash specialty fertilizer magnesium chloride and micronutrients. Co. also sells micronutrient products under its Wolf Trax brand. Additionally, Co. produces and markets consumer deicing and water conditioning products, ingredients used in consumer and commercial food preparation, and other mineral-based products for consumer, agricultural and industrial applications. In the U.K., Co. operates a records management business utilizing excavated areas of its Winsford salt mine with one other locations in London, England. Co. has two segments: salt, and plant nutrition.

## HNRG — Key Stats

Name:	Hallador Energy Co
Website:	<a href="http://www.halladorenergy.com">www.halladorenergy.com</a>
Sector:	Metals & Mining
Number of ETFs Holding HNRG:	3 (see which ones)
Total Market Value Held by ETFs:	\$175,884
Total Market Capitalization:	\$135,000,000
% of Market Cap. Held by ETFs:	0.13%

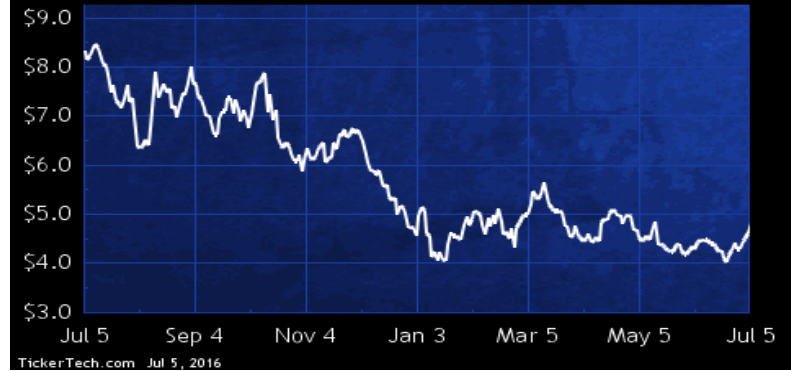
## HNRG Dividend History



TickerTech.com Jul 5, 2016

## HNRG — 3.3% Yield

### Hallador Energy Co

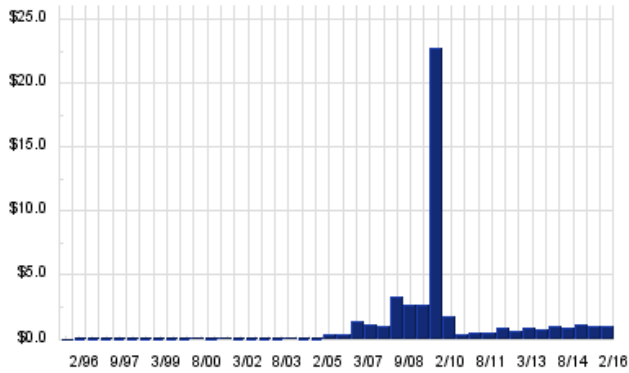


Hallador Energy is engaged in the production of steam coal from mines located in western Indiana. In addition, Co. owns a 40.0% equity interest in Savoy Energy L.P., a private oil and gas company which has operations in Michigan, and a 50.0% interest in Sunrise Energy LLC, a private entity engaged in natural gas operations in the same vicinity as Co.'s Carlisle mine.

## RIO – Key Stats

Name:	Rio Tinto Plc
Website:	<a href="http://www.riotinto.com">www.riotinto.com</a>
Sector:	Metals & Mining
Number of ETFs Holding RIO:	7 (see which ones)
Total Market Value Held by ETFs:	\$42,382,284
Total Market Capitalization:	\$43,057,000,000
% of Market Cap. Held by ETFs:	0.10%

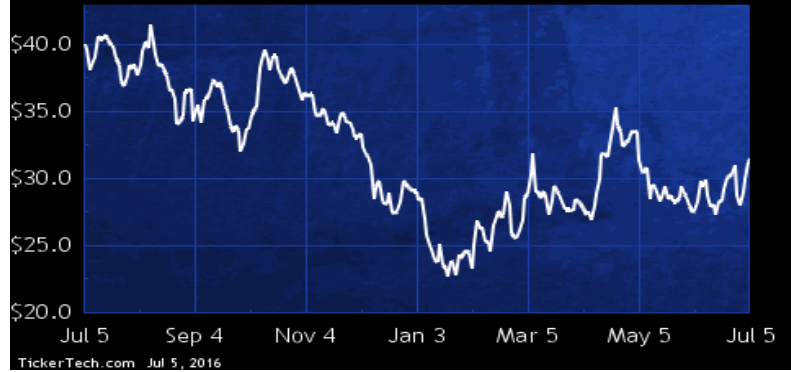
## RIO Dividend History



TickerTech.com Jul 5, 2016

## RIO – 6.8% Yield

### Rio Tinto Plc

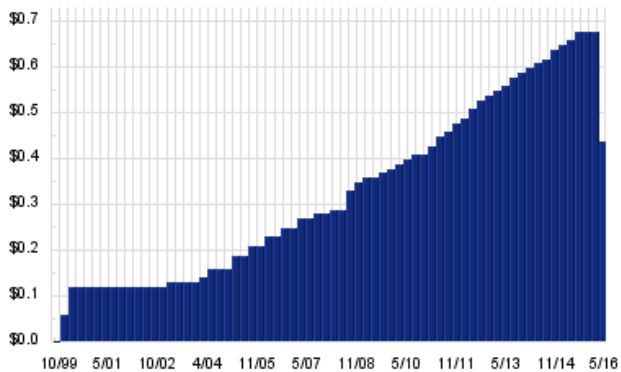


Rio Tinto is a mining group based in the United Kingdom. Co. is engaged in the business of finding, mining and processing mineral resources. Co.'s major products are iron ore, aluminium, copper, diamonds, coal, uranium, gold and industrial minerals (borax, titanium dioxide and salt). Co.'s activities span the world but are strongly represented in Australia and North America with significant businesses in South America, Asia, Europe and Africa. Co.'s operations comprise four principal product groups - Aluminium, Copper and Coal, Diamonds & Minerals and Iron Ore.

## ARLP – Key Stats

Name:	Alliance Resource Partners LP
Website:	<a href="http://www.arlp.com">www.arlp.com</a>
Sector:	Metals & Mining
Number of ETFs Holding ARLP:	6 (see which ones)
Total Market Value Held by ETFs:	\$16,215,012
Total Market Capitalization:	\$1,172,000,000
% of Market Cap. Held by ETFs:	1.38%

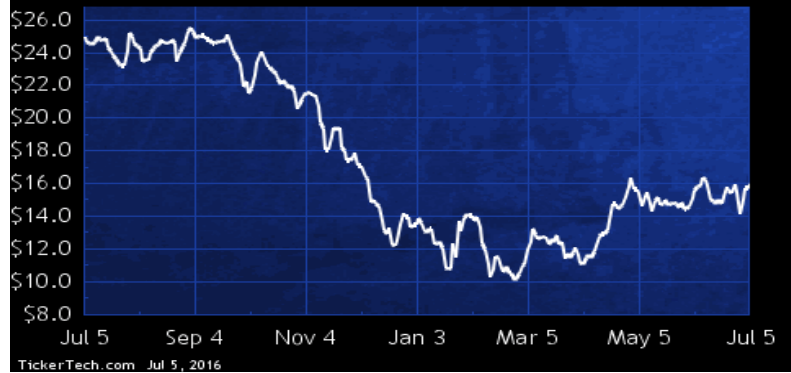
## ARLP Dividend History



TickerTech.com Jul 5, 2016

## ARLP – 11.0% Yield

### Alliance Resource Partners LP

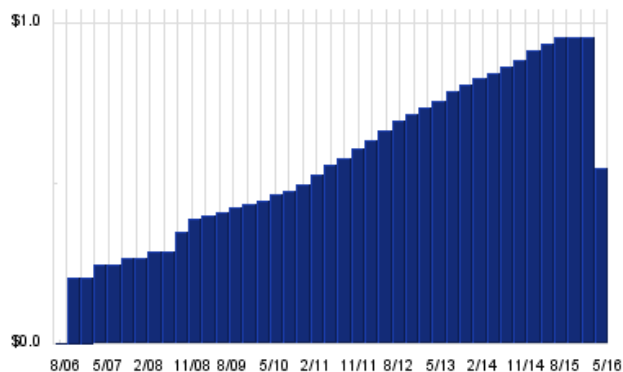


Alliance Resource Partners is a producer and marketer of coal primarily to main U.S. utilities and industrial users. In addition, Co. develops and markets additional services, which include ash and scrubber sludge removal, coal yard maintenance and arranging alternate transportation services. As of Dec 31 2014, Co. operated 10 underground mining complexes in Illinois, Indiana, Kentucky, Maryland and West Virginia. Co. also operates a coal loading terminal on the Ohio River at Mt. Vernon, IN. Also, at Dec 31 2014, Co. had approximately 1.50 billion tons of proven and probable coal reserves in Illinois, Indiana, Kentucky, Maryland, Pennsylvania and West Virginia.

## AHGP — Key Stats

Name:	Alliance Holdings Group LP
Website:	<a href="http://www.ahgp.com">www.ahgp.com</a>
Sector:	<u>Metals &amp; Mining</u>
Number of ETFs Holding AHGP:	4 (see which ones)
Total Market Value Held by ETFs:	\$8,003,771
Total Market Capitalization:	\$1,260,000,000
% of Market Cap. Held by ETFs:	0.64%

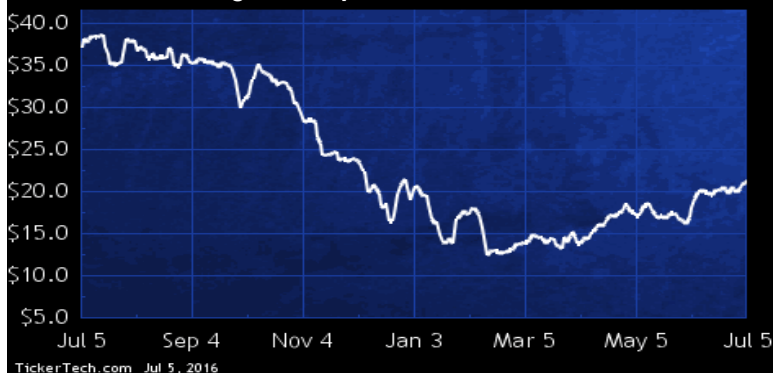
## AHGP Dividend History



TickerTech.com Jul 5, 2016

## AHGP — 10.3% Yield

### Alliance Holdings Group LP

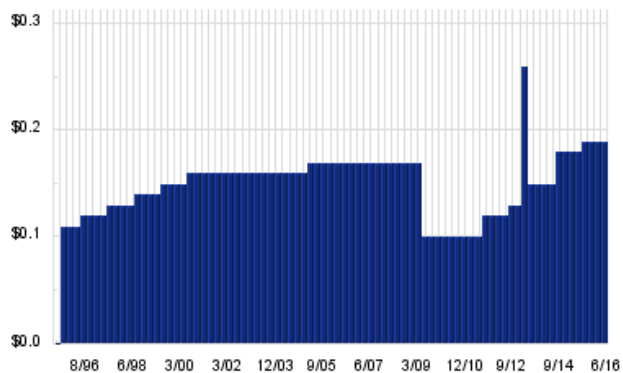


Alliance Holdings Group is a limited partnership. Co. owns 100% of the members' interest in Alliance Resource Management GP, LLC, the managing general partner of Alliance Resource Partners, L.P. (ARLP). Co., ARLP, and its subsidiaries (collectively, ARLP Partnership), produce and market coal primarily to U.S. utilities and industrial users. The ARLP Partnership's mining activities are conducted in two geographic regions: the Illinois Basin and Appalachian regions. At Dec 31 2014, Co., Alliance Resource Partners, L.P., and its subsidiaries, had approx. 1.5 billion tons of coal reserves.

## WOR — Key Stats

Name:	Worthington Industries, Inc.
Stock buyback:	<u>WOR buyback</u>
Website:	<a href="http://www.worthingtonindustries.com">www.worthingtonindustries.com</a>
Sector:	<u>Non-Precious Metals &amp; Non-Metallic Mining</u>
Number of ETFs Holding WOR:	51 (see which ones)
Total Market Value Held by ETFs:	\$166,815,716.44
Total Market Capitalization:	\$2,642,000,000
% of Market Cap. Held by ETFs:	6.31%

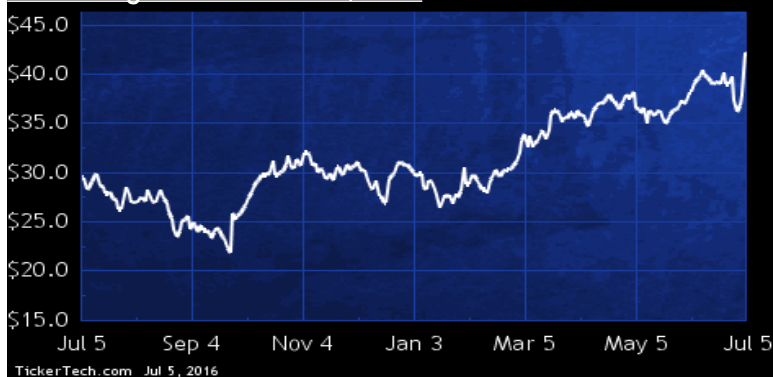
## WOR Dividend History



TickerTech.com Jul 5, 2016

## WOR — 1.9% Yield

### Worthington Industries, Inc.



Worthington Industries is a metals manufacturing company, focused on steel processing and manufactured metal products. Co. operates three segments: Steel Processing, which buys coils of steel from steel mills and mini-mills and processes them to customer specifications; Pressure Cylinders, which manufactures and sells filled and unfilled pressure cylinders, tanks, hand torches, and oil and gas equipment with accessories and related products for end-use market applications; and Engineered Cabs, which designs and manufactures open and enclosed cabs and operator stations and custom fabrications for mobile equipment, and provides complementary products such as machined structural components.



Nothing in Dividend Channel is intended to be investment advice, nor does it represent the opinion of, counsel from, or recommendations by BNK Invest Inc. or any of its affiliates, subsidiaries or partners. None of the information contained herein constitutes a recommendation that any particular security, portfolio, transaction, or investment strategy is suitable for any specific person. All viewers agree that under no circumstances will BNK Invest, Inc., its subsidiaries, partners, officers, employees, affiliates, or agents be held liable for any loss or damage caused by your reliance on information obtained. By visiting, using or viewing this site, you agree to the following [Full Disclaimer & Terms of Service](#). Video widget and dividend videos powered by Market News Video. Quote data delayed at least 20 minutes; [data powered by Ticker Technologies](#), and Mergent. [Contact Dividend Channel](#); [Meet Our Editorial Staff](#).