

10 Dividend Paying Metals Stocks

<http://www.metalschannel.com/>

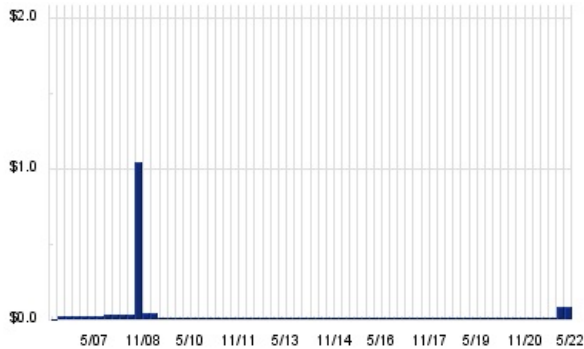
Metals Channel paired our coverage universe of metals stocks, with Dividend Channel's proprietary DividendRank formula, to bring you this list of 10 top ranked dividend paying metals stocks. The DividendRank formula considers a variety of data – dividend history & yield, book value, quarterly earnings – and compares it to the stock's trading data to come up with certain calculations about profitability and about the stock's valuation (whether we think it looks "cheap" or "expensive"). The result is this list of the top most "interesting" ideas that merit further research.



ZEUS — KEY STATS

| | |
|----------------------------------|---|
| Name: | Olympic Steel Inc. |
| Stock buyback: | ZEUS buyback |
| Website: | www.olysteel.com |
| Sector: | Non-Precious Metals & Non-Metallic Mining |
| Number of ETFs Holding ZEUS: | 43 (see which ones) |
| Total Market Value Held by ETFs: | \$70,487,336.9 |
| Total Market Capitalization: | \$292,000,000 |
| % of Market Cap. Held by ETFs: | 24.14% |

ZEUS DIVIDEND HISTORY

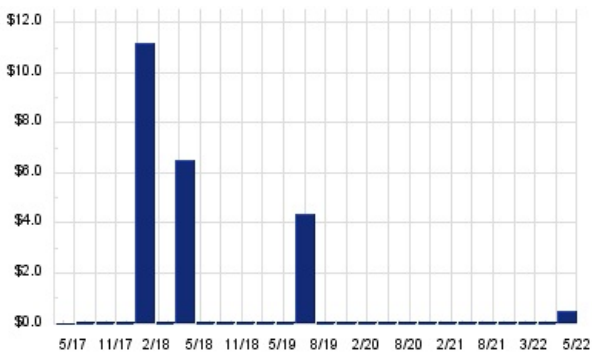


TickerTech.com Jul 1, 2022

HCC — KEY STATS

| | |
|----------------------------------|--|
| Name: | Warrior Met Coal Inc |
| Stock buyback: | HCC buyback |
| Website: | www.warriormetcoal.com |
| Sector: | Metals & Mining |
| Number of ETFs Holding HCC: | 57 (see which ones) |
| Total Market Value Held by ETFs: | \$369,862,504.08 |
| Total Market Capitalization: | \$1,696,000,000 |
| % of Market Cap. Held by ETFs: | 21.81% |

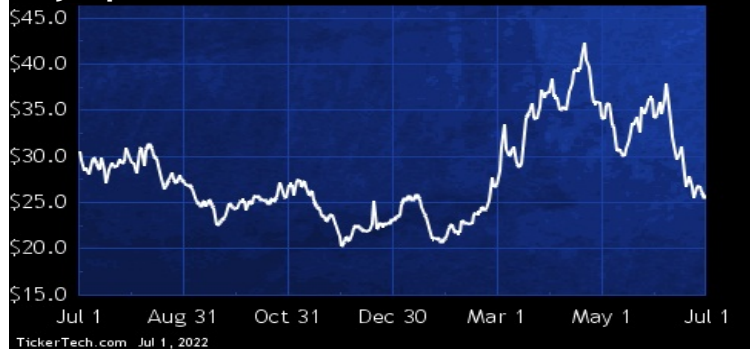
HCC DIVIDEND HISTORY



TickerTech.com Jul 1, 2022

ZEUS — 1.4% YIELD

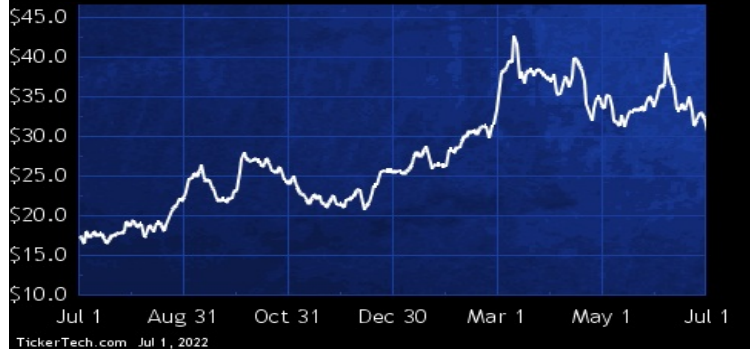
Olympic Steel Inc.



Olympic Steel is a metals service center. Co. operates in three reportable segments: specialty metals flat products, which its product offerings include differing types of stainless flat-rolled sheet and coil and prime tin mill products; carbon flat products, which focus on the direct sale and distribution of processed carbon and coated flat-rolled sheet, coil and plate products and fabricated parts; and tubular and pipe products, which distributes metal tubing, pipe, bar, valve and fittings and fabricate pressure parts supplied to various industrial markets.

HCC — 6.5% YIELD

Warrior Met Coal Inc



Warrior Met Coal is a supplier to the global steel industry. Co. is focused on mining non-thermal met coal used as a component of steel production by metal manufacturers in Europe, South America and Asia. Co. is a producer and exporter of met coal, also known as hard coking coal, operating longwall operations in its underground mines based in Alabama, Mine No. 4 and Mine No. 7. Co.'s natural gas operations remove and sell natural gas from the coal seams owned or leased by reducing natural gas levels in its mines. The met coal from Co.'s Mines No. 4 and No. 7 is sold as a low volatility and mid-volatility met coal.

STLD — KEY STATS

| | |
|----------------------------------|--|
| Name: | Steel Dynamics Inc. |
| Stock buyback: | STLD buyback |
| Website: | www.steeldynamics.com |
| Sector: | Non-Precious Metals & Non-Metallic Mining |
| Number of ETFs Holding STLD: | 101 (see which ones) |
| Total Market Value Held by ETFs: | \$2,326,563,863.16 |
| Total Market Capitalization: | \$12,710,000,000 |
| % of Market Cap. Held by ETFs: | 18.30% |

STLD DIVIDEND HISTORY

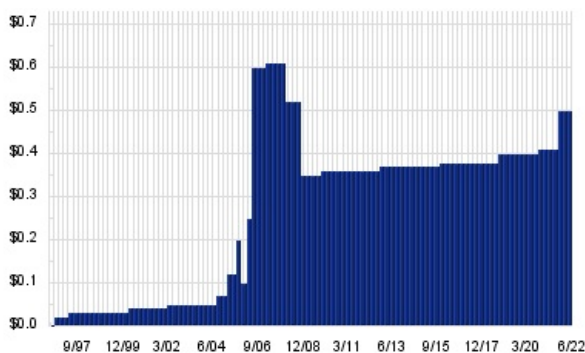


TickerTech.com Jul 1, 2022

NUE — KEY STATS

| | |
|----------------------------------|---|
| Name: | Nucor Corp. |
| Stock buyback: | NUE buyback |
| Website: | www.nucor.com |
| Sector: | Non-Precious Metals & Non-Metallic Mining |
| Number of ETFs Holding NUE: | 125 (see which ones) |
| Total Market Value Held by ETFs: | \$5,203,006,783.43 |
| Total Market Capitalization: | \$29,057,000,000 |
| % of Market Cap. Held by ETFs: | 17.91% |

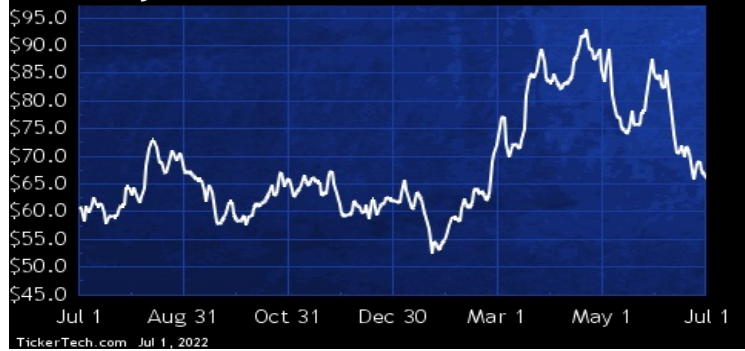
NUE DIVIDEND HISTORY



TickerTech.com Jul 1, 2022

STLD — 2.1% YIELD

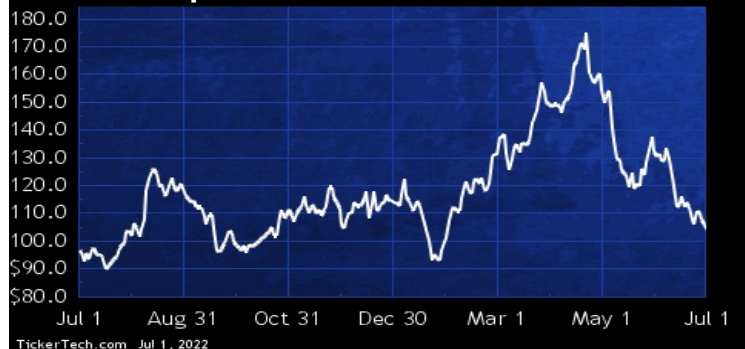
Steel Dynamics Inc.



Steel Dynamics is a steel producer and metal recycler. Co. manufactures and sells steel products, processes and sells recycled ferrous and nonferrous metals, and fabricates and sells steel joists and deck products. Co. has three segments: Steel, which produces steel from ferrous scrap and scrap substitutes, utilizing continuous casting, automated rolling mills and several steel coating and processing lines, and Iron Dynamics; metals recycling, which involves the purchase, processing, and resale of ferrous and nonferrous scrap metals into reusable forms and grades; and steel fabrication, which produces steel building components, including steel joists, girders, trusses, and steel deck.

NUE — 1.9% YIELD

Nucor Corp.

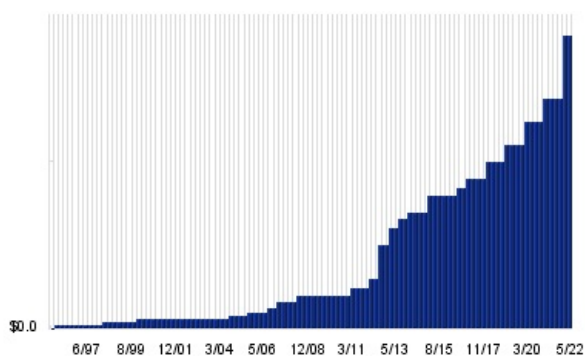


Nucor manufactures steel and steel products. Co.'s operations include international trading and sales companies that buy and sell steel and steel products. Co.'s segments are: steel mills, which produces sheet steel, plate steel, structural steel, and bar steel; steel products, which produces hollow structural section steel tubing, electrical conduit, steel joists and joist girders, steel deck, cold finished steel, steel fasteners, metal building systems, and wire and wire mesh; and raw materials, which produces direct reduced iron (DRI), brokers ferrous and nonferrous metals, pig iron, hot briquetted iron and DRI, supplies ferro-alloys, and processes ferrous and nonferrous scrap metal.

RS — KEY STATS

| | |
|----------------------------------|---|
| Name: | Reliance Steel & Aluminum Co. |
| Website: | www.rsac.com |
| Sector: | Non-Precious Metals & Non-Metallic Mining |
| Number of ETFs Holding RS: | 84 (see which ones) |
| Total Market Value Held by ETFs: | \$1,966,312,117.45 |
| Total Market Capitalization: | \$10,708,000,000 |
| % of Market Cap. Held by ETFs: | 18.36% |

RS DIVIDEND HISTORY

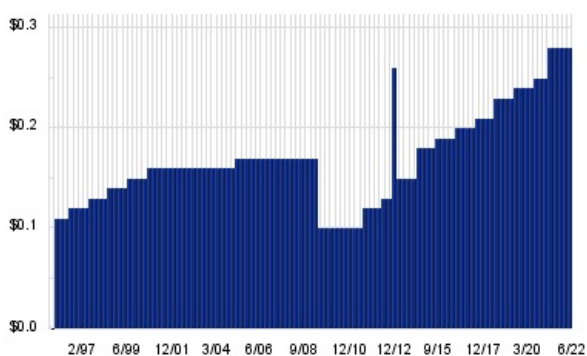


TickerTech.com Jul 1, 2022

WOR — KEY STATS

| | |
|----------------------------------|--|
| Name: | Worthington Industries, Inc. |
| Stock buyback: | WOR buyback |
| Website: | www.worthingtonindustries.com |
| Sector: | Non-Precious Metals & Non-Metallic Mining |
| Number of ETFs Holding WOR: | 62 (see which ones) |
| Total Market Value Held by ETFs: | \$337,757,874.25 |
| Total Market Capitalization: | \$2,283,000,000 |
| % of Market Cap. Held by ETFs: | 14.79% |

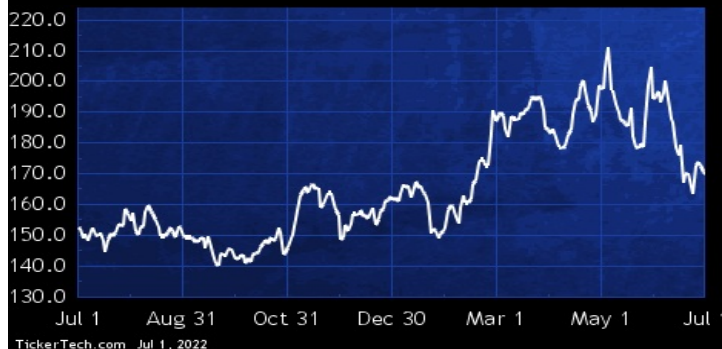
WOR DIVIDEND HISTORY



TickerTech.com Jul 1, 2022

RS — 2.1% YIELD

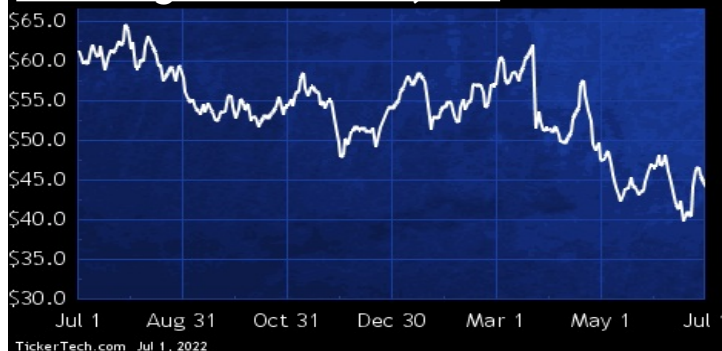
Reliance Steel & Aluminum Co.



Reliance Steel & Aluminum is a metals service center company. Co. provides metals processing services and distributes a line of metal products, including alloy, aluminum, brass, copper, carbon steel, stainless steel, titanium and specialty steel products, to its customers in a range of industries, including general manufacturing, non-residential construction (including infrastructure), transportation (rail, truck trailer and shipbuilding), aerospace and defense, energy (oil and natural gas), electronics and semiconductor fabrication, and heavy industry (agricultural, construction and mining equipment). Co. also services the auto industry, primary through its toll processing operations.

WOR — 2.8% YIELD

Worthington Industries, Inc.



Worthington Industries is an industrial manufacturing company, focused on steel processing and manufactured metal products. Co. has two segments: Steel Processing, which buys coils of steel from integrated steel mills and mini-mills and processes them to the precise type, thickness, length, width, shape and surface quality required by customer specifications, and toll processes steel for steel mills, end-users, service centers and other processors; and Pressure Cylinders, which manufactures and sells filled and unfilled pressure cylinders, tanks, hand torches, tools, well water and expansion tanks, along with various accessories and related products for various end-use market applications.

UFPI — KEY STATS

| | |
|----------------------------------|---|
| Name: | UFP Industries Inc |
| Website: | www.ufpi.com |
| Sector: | Metals Fabrication & Products |
| Number of ETFs Holding UFPI: | 63 (see which ones) |
| Total Market Value Held by ETFs: | \$943,842,214.66 |
| Total Market Capitalization: | \$4,226,000,000 |
| % of Market Cap. Held by ETFs: | 22.33% |

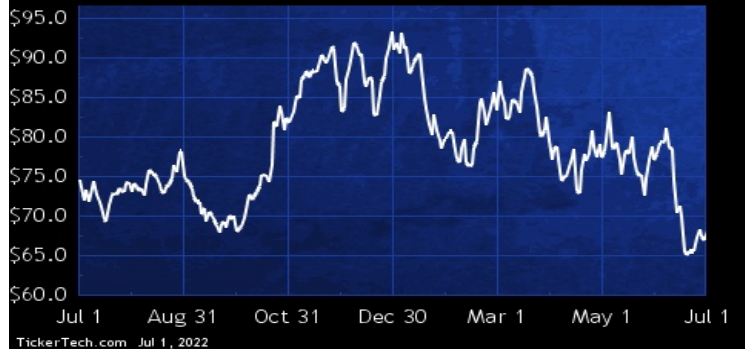
UFPI DIVIDEND HISTORY



TickerTech.com Jul 1, 2022

UFPI — 1.5% YIELD

UFP Industries Inc

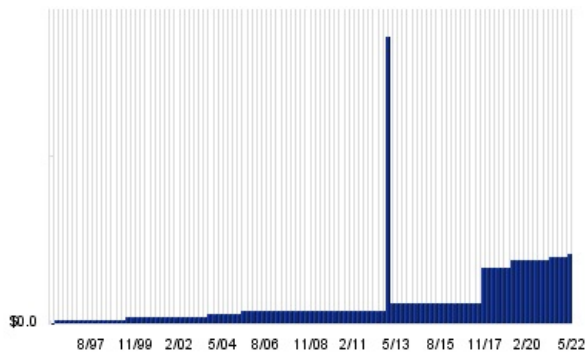


UFP Industries is a holding company. Through its subsidiaries, Co. designs, manufactures and markets wood and wood-alternative products for national home centers and other retailers, structural lumber and other products for the manufactured housing industry, engineered wood components for residential and commercial construction, specialty wood packaging, components and packing materials for various industries, and customized interior fixtures used in a variety of retail and commercial structures. In addition, Co. provides a portfolio of outdoor living products, including wood and wood composite decking and related accessories and decorative lawn and garden products.

NC — KEY STATS

| | |
|----------------------------------|--|
| Name: | NACCO Industries Inc |
| Stock buyback: | NC buyback |
| Website: | www.nacco.com |
| Sector: | Metals & Mining |
| Number of ETFs Holding NC: | 7 (see which ones) |
| Total Market Value Held by ETFs: | \$7,957,828 |
| Total Market Capitalization: | \$235,000,000 |
| % of Market Cap. Held by ETFs: | 3.39% |

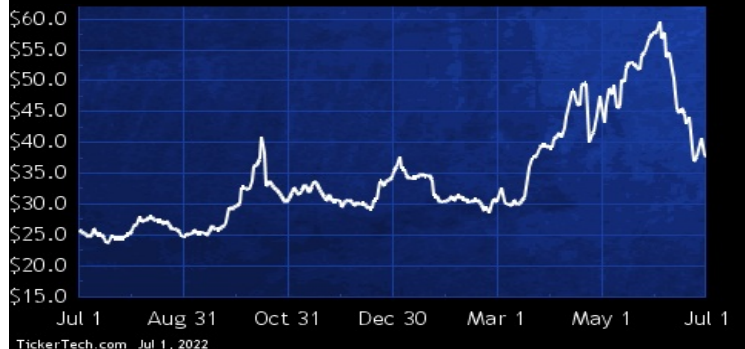
NC DIVIDEND HISTORY



TickerTech.com Jul 1, 2022

NC — 2.2% YIELD

NACCO Industries Inc

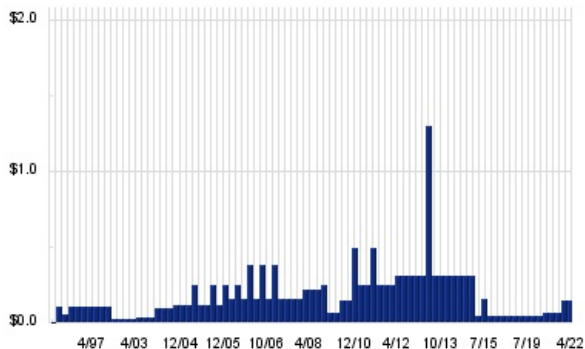


NACCO Industries is a holding company. Through its subsidiaries, Co. delivers aggregates, minerals, reliable fuels and environmental solutions through its portfolio of NACCO Natural Resources businesses. Co. operates under three business segments: Coal Mining, North American Mining (NAMining) and Minerals Management. The Coal Mining segment operates surface coal mines for power generation companies and an activated carbon producer. The NAMining segment is a mining partner for producers of aggregates, lithium and other minerals. The Minerals Management segment, which includes the Catapult Mineral Partners business, acquires and promotes the development of mineral interests.

FCX — KEY STATS

| | |
|----------------------------------|--|
| Name: | Freeport-McMoRan Inc |
| Website: | www.fcx.com |
| Sector: | <u>Metals & Mining</u> |
| Number of ETFs Holding FCX: | 103 (see which ones) |
| Total Market Value Held by ETFs: | \$5,136,483,304.58 |
| Total Market Capitalization: | \$44,608,000,000 |
| % of Market Cap. Held by ETFs: | 11.51% |

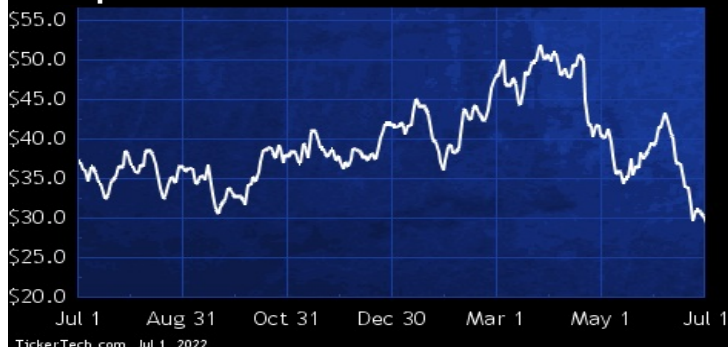
FCX DIVIDEND HISTORY



TickerTech.com Jul 1, 2022

FCX — 1.0% YIELD

Freeport-McMoRan Inc



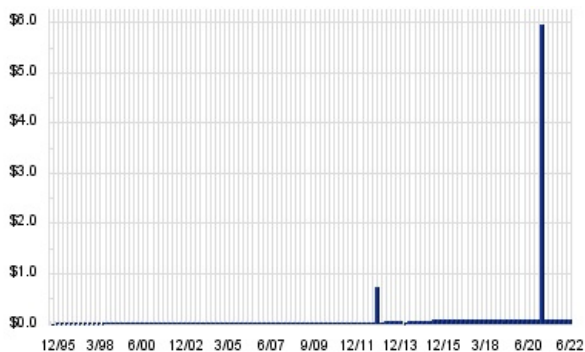
TickerTech.com Jul 1, 2022

Freeport-McMoRan is a holding company. Through its subsidiaries, Co. is a mining company. Co. operates assets with proven and probable reserves of copper, gold and molybdenum, and Co. is a publicly traded copper producer. Co.'s portfolio of assets includes the Grasberg minerals district in Indonesia, copper and gold deposits; and mining operations in North America and South America, including the Morenci minerals district in Arizona and the Cerro Verde operation in Peru. Co. has organized its mining operations into the following primary divisions: North America copper mines, South America mining, Indonesia mining and Molybdenum mines.

TG — KEY STATS

| | |
|----------------------------------|--|
| Name: | Tredegar Corp. |
| Website: | www.tredegar.com |
| Sector: | <u>Metals Fabrication & Products</u> |
| Number of ETFs Holding TG: | 46 (see which ones) |
| Total Market Value Held by ETFs: | \$67,306,827.4 |
| Total Market Capitalization: | \$349,000,000 |
| % of Market Cap. Held by ETFs: | 19.29% |

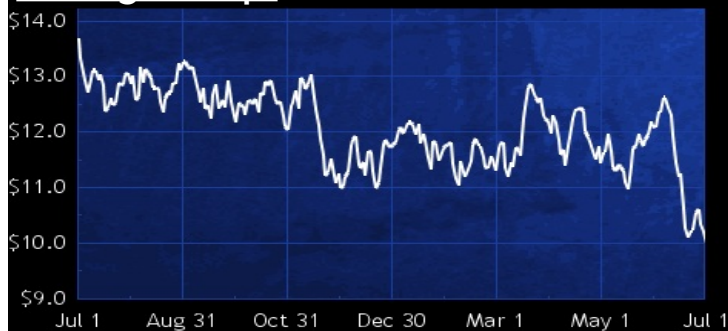
TG DIVIDEND HISTORY



TickerTech.com Jul 1, 2022

TG — 4.8% YIELD

Tredegar Corp.



TickerTech.com Jul 1, 2022

Tredegar manufactures aluminum extrusions, polyethylene (PE) plastic films and polyester (PET) films. Co.'s segments are: Aluminum Extrusions, PE Films and Flexible Packaging Films. The Aluminum Extrusions segment manufactures mill (unfinished), machined, anodized and painted (finished) and fabricated aluminum extrusions for sale directly to fabricators and distributors. The PE Films segment produces surface protection films, PE overwrap films and films for other markets. The Flexible Packaging Films segment produces PET-based films for use in packaging applications that have certain properties, such as heat resistance, strength, barrier protection and the ability to accept print graphics.



Nothing in Dividend Channel is intended to be investment advice, nor does it represent the opinion of, counsel from, or recommendations by BNK Invest Inc. or any of its affiliates, subsidiaries or partners. None of the information contained herein constitutes a recommendation that any particular security, portfolio, transaction, or investment strategy is suitable for any specific person. All viewers agree that under no circumstances will BNK Invest, Inc., its subsidiaries, partners, officers, employees, affiliates, or agents be held liable for any loss or damage caused by your reliance on information obtained. By visiting, using or viewing this site, you agree to the following [Full Disclaimer & Terms of Service](#). Video widget and dividend videos powered by Market News Video. Quote data delayed at least 20 minutes; data powered by Ticker Technologies, and Mergent. [Contact Dividend Channel](#); [Meet Our Editorial Staff](#).

