

10 Dividend Paying Metals Stocks

<http://www.metalschannel.com/>

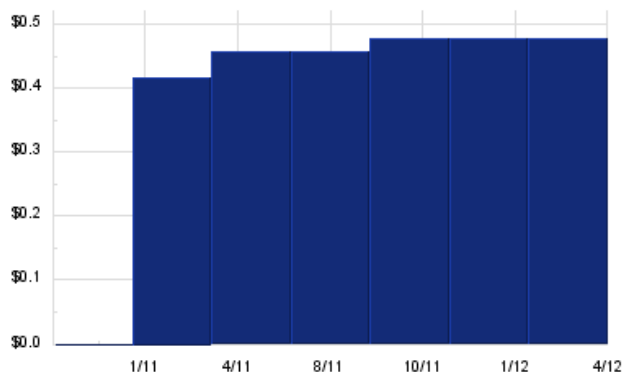
Metals Channel paired our coverage universe of metals stocks, with Dividend Channel's proprietary DividendRank formula, to bring you this list of 10 top ranked dividend paying metals stocks. The DividendRank formula considers a variety of data – dividend history & yield, book value, quarterly earnings – and compares it to the stock's trading data to come up with certain calculations about profitability and about the stock's valuation (whether we think it looks "cheap" or "expensive"). The result is this list of the top most "interesting" ideas that merit further research.



RNO — Key Stats

Name:	Rhino Resource Partners LP
Website:	www.rhinolp.com
Sector:	<u>Metals & Mining</u>
Number of ETFs Holding RNO:	2 (see which ones)
Total Market Value Held by ETFs:	\$462,941
Total Market Capitalization:	\$214,000,000
% of Market Cap. Held by ETFs:	0.22%

RNO Dividend History



TickerTech.com Jun 15, 2012

RNO — 13.3% Yield

Rhino Resource Partners LP

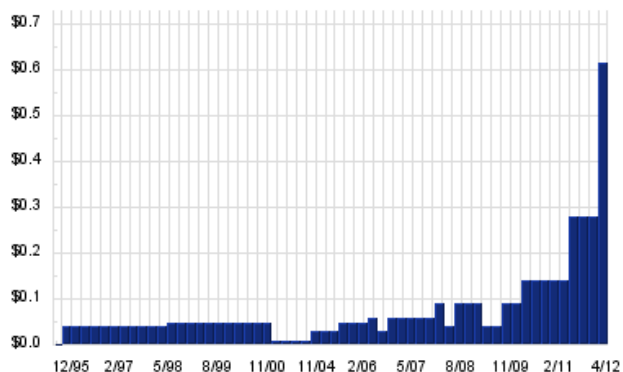


Rhino Resource Partners is the parent company of a group engaged in controlling, maintaining, and operating coal properties and related assets. Co. produces, processes, and sells coal primarily to electric utility companies. Co. coal reserves are located in Central Appalachia, Northern Appalachia, Illinois Basin, and the Western Bituminous region. Co. also mines limestone and sells it to construction companies and road builders. Co. provides auxiliary services through its subsidiaries Rhino Trucking, Rhino Services, and Triad Roof Support Systems.

CLF — Key Stats

Name:	Cliffs Natural Resources, Inc.
Website:	www.cliffsnaturalresources.com
Sector:	<u>Non-Precious Metals & Non-Metallic Mining</u>
Number of ETFs Holding CLF:	64 (see which ones)
Total Market Value Held by ETFs:	\$266,208,953.65
Total Market Capitalization:	\$6,699,000,000
% of Market Cap. Held by ETFs:	3.97%

CLF Dividend History



TickerTech.com Jun 15, 2012

CLF — 5.2% Yield

Cliffs Natural Resources, Inc.

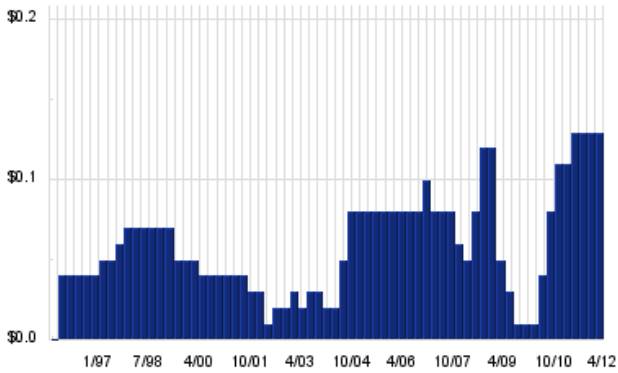


Cliffs Natural Resources is a mining and natural resources company. As of Dec 31 2011, Co. operated five iron ore mines in Michigan and Minnesota, five metallurgical coal mines in West Virginia and Alabama, and one thermal coal mine in West Virginia. Co. also operates two iron ore mines in Eastern Canada. Co.'s Asia Pacific operations are comprised of two iron ore mining complexes in Western Australia, and a 45.0% economic interest in a coking and thermal coal mine in Queensland, Australia. In Latin America, Co. has a 30.0% interest in Amapa, a Brazilian iron ore project, and in Ontario, Canada, Co. has a key chromite project in the pre-feasibility stage of exploration.

FRD — Key Stats

Name:	Friedman Industries, Inc.
Website:	www.friedmanindustries.com
Sector:	Non-Precious Metals & Non-Metallic Mining
Number of ETFs Holding FRD:	1 (see which ones)
Total Market Value Held by ETFs:	\$53,851
Total Market Capitalization:	\$69,000,000
% of Market Cap. Held by ETFs:	0.08%

FRD Dividend History



TickerTech.com Jun 15, 2012

FRD — 5.1% Yield

Friedman Industries, Inc.

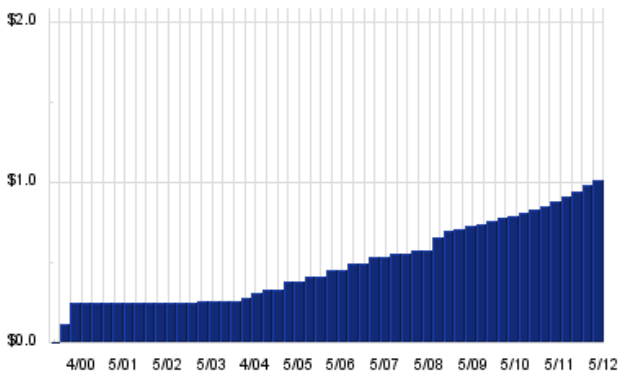


Friedman Industries is engaged in steel processing, pipe manufacturing and processing and steel and pipe distribution. As of Mar 31 2011, Co. had two product groups, coil and tubular products. Co. purchases hot-rolled steel coils, processes the coils into flat, finished sheet and plate and sells these products on a wholesale basis. Co. also processes customer-owned coils on a fee basis. Through its Texas Tubular Products Division (TTP), Co. manufactures, purchases, processes and markets tubular products. TTP operates two pipe mills which manufacture line and oil country pipe and also manufacture pipe for structural and piling purposes.

ARLP — Key Stats

Name:	Alliance Resource Partners, L.P.
Website:	www.arlp.com
Sector:	Metals & Mining
Number of ETFs Holding ARLP:	4 (see which ones)
Total Market Value Held by ETFs:	\$1,872,644
Total Market Capitalization:	\$2,074,000,000
% of Market Cap. Held by ETFs:	0.09%

ARLP Dividend History



TickerTech.com Jun 15, 2012

ARLP — 7.4% Yield

Alliance Resource Partners, L.P.

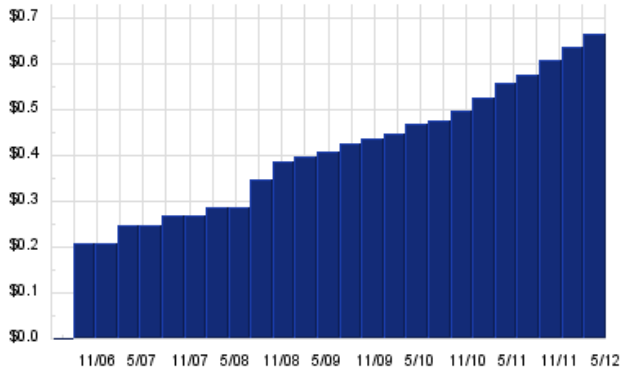


Alliance Resource Partners is a producer and marketer of a range of steam coals with varying sulfur and heat contents primarily to U.S. utilities and industrial users. In addition, Co. develops and markets additional services, which include ash and scrubber sludge removal, coal yard maintenance and arranging alternate transportation services. As of Dec 31 2010, Co. operated nine underground mining complexes in Illinois, Indiana, Kentucky, Maryland, and West Virginia. Also, at such date, Co. had approximately 697.4 million tons of coal reserves in Illinois, Indiana, Kentucky, Maryland, Pennsylvania and West Virginia.

AHGP — Key Stats

Name:	Alliance Holdings Group LP
Website:	www.ahgp.com
Sector:	Metals & Mining
Number of ETFs Holding AHGP:	4 (see which ones)
Total Market Value Held by ETFs:	\$1,757,573
Total Market Capitalization:	\$2,314,000,000
% of Market Cap. Held by ETFs:	0.08%

AHGP Dividend History



TickerTech.com Jun 15, 2012

AHGP — 7.0% Yield

Alliance Holdings Group LP

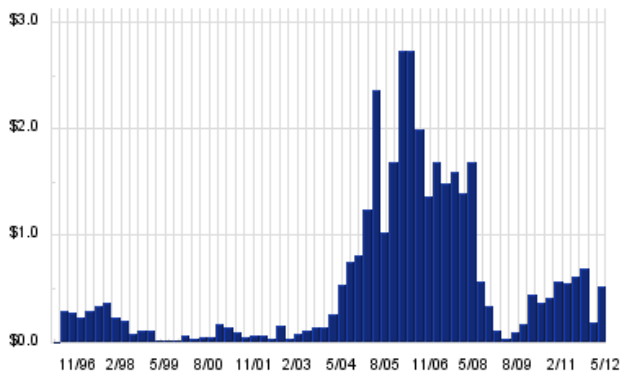


Alliance Holdings Group is a limited partnership. Co. owns 100.0% of the members' interest in Alliance Resource Management GP, LLC, the managing general partner of Alliance Resource Partners, L.P. (ARLP). ARLP conducts substantially all of its business through its wholly-owned subsidiary, Alliance Resource Operating Partners, L.P. ARLP and its subsidiaries (ARLP Partnership) are a producer and marketer of coal primarily to U.S. utilities and industrial users, and produce a range of steam coals with several sulfur and heat contents. As of Dec 31 2010, ARLP Partnership operated nine underground mining complexes in Illinois, Indiana, Kentucky, Maryland, and West Virginia.

SCCO — Key Stats

Name:	Southern Copper Corp
Website:	www.southernperu.com
Sector:	Non-Precious Metals & Non-Metallic Mining
Number of ETFs Holding SCCO:	42 (see which ones)
Total Market Value Held by ETFs:	\$207,783,838.9
Total Market Capitalization:	\$25,287,000,000
% of Market Cap. Held by ETFs:	0.82%

SCCO Dividend History



TickerTech.com Jun 15, 2012

SCCO — 7.1% Yield

Southern Copper Corp

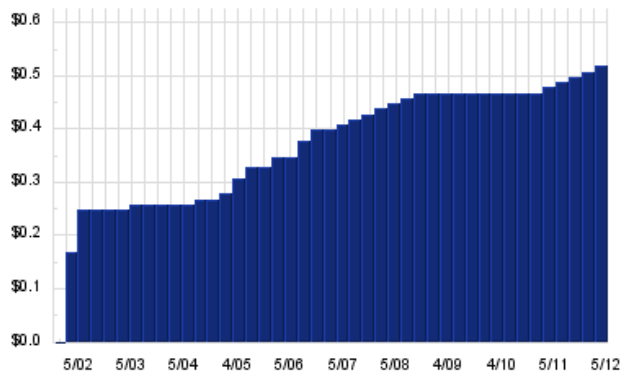


Southern Copper produces copper, molybdenum, zinc and silver. Co.'s mining, smelting and refining facilities are located in Peru and in Mexico, and it conducts exploration activities in those countries and Chile. Co.'s Peruvian copper operations involve mining, milling and flotation of copper ore to produce copper concentrates and molybdenum concentrates; the smelting of copper concentrates to produce anode copper; and the refining of anode copper to produce copper cathodes. As part of this production process, Co. also produces molybdenum concentrate and refined silver. Co.'s Mexican operations are engaged in the mining and processing of copper, molybdenum, zinc, silver, gold and lead.

PVR — Key Stats

Name:	Penn Virginia Resource Partners, L.P.
Website:	www.pvresource.com
Sector:	Metals & Mining
Number of ETFs Holding PVR:	1 (see which ones)
Total Market Value Held by ETFs:	\$32,848
Total Market Capitalization:	\$1,879,000,000
% of Market Cap. Held by ETFs:	0.00%

PVR Dividend History



TickerTech.com Jun 15, 2012

PVR — 8.8% Yield

Penn Virginia Resource Partners, L.P.



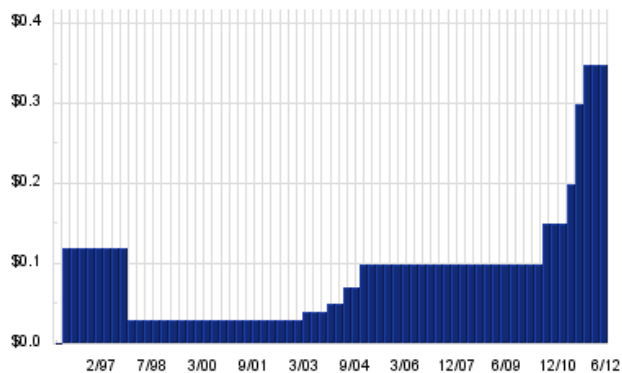
TickerTech.com Jun 15, 2012

Penn Virginia Resource Partners is engaged in the management of coal and natural resource properties and the gathering and processing of natural gas. At Dec 31 2009, Co. conducted its operations in two business segments. The coal and natural resource management segment primarily involves the management and leasing of coal properties and the subsequent collection of royalties. The natural gas midstream segment is engaged in providing natural gas processing, gathering and other related services. At Dec 31 2009, Co. owned or controlled approx. 829,000,000 tons of proven and probable coal reserves located on approx. 497,000 acres in Illinois, Kentucky, New Mexico, Virginia and West Virginia.

NEM — Key Stats

Name:	Newmont Mining Corp. (Holding Co.)
Website:	www.newmont.com
Sector:	Precious Metals
Number of ETFs Holding NEM:	60 (see which ones)
Total Market Value Held by ETFs:	\$1,735,016,622.64
Total Market Capitalization:	\$24,885,000,000
% of Market Cap. Held by ETFs:	6.97%

NEM Dividend History



TickerTech.com Jun 15, 2012

NEM — 2.8% Yield

Newmont Mining Corp.



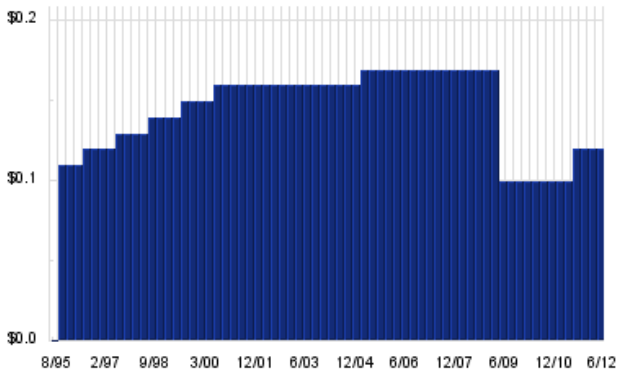
TickerTech.com Jun 15, 2012

Newmont Mining is primarily a gold producer with operations and/or assets in the U.S., Australia, Peru, Indonesia, Ghana, New Zealand and Mexico. Co. is also engaged in the production of copper, principally through its Batu Hijau operation in Indonesia and Boddington operation in Australia. Co.'s operating segment includes: North America, consists primarily of Nevada in the U.S., La Herradura in Mexico and Hope Bay in Canada; South America, consists primarily of Yanacocha and Conga in Peru; Asia Pacific, consists primarily of Boddington in Australia, Batu Hijau in Indonesia and other smaller operations in Australia and New Zealand; and Africa, consists primarily of Ahafo and Akyem in Ghana.

WOR — Key Stats

Name:	Worthington Industries, Inc.
Website:	www.worthingtonindustries.com
Sector:	<u>Non-Precious Metals & Non-Metallic Mining</u>
Number of ETFs Holding WOR:	55 (see which ones)
Total Market Value Held by ETFs:	\$66,141,301.4
Total Market Capitalization:	\$1,113,000,000
% of Market Cap. Held by ETFs:	5.94%

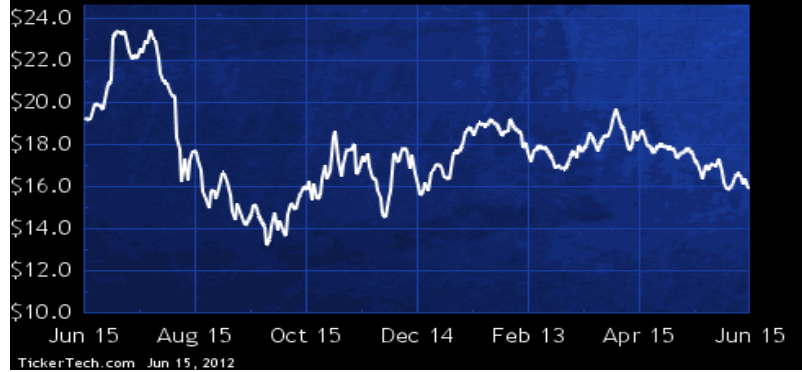
WOR Dividend History



TickerTech.com Jun 15, 2012

WOR — 3.0% Yield

Worthington Industries, Inc.

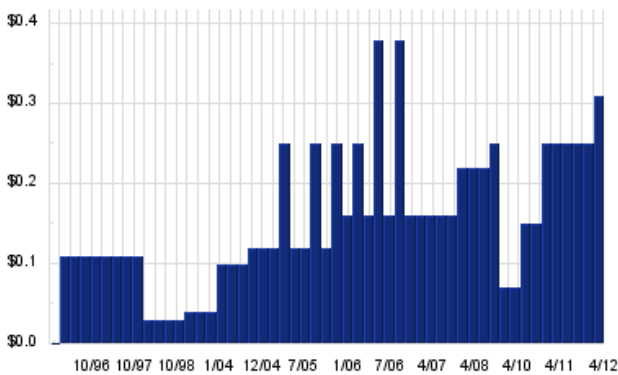


Worthington Industries is a metals processing company focused on steel processing and manufactured metal products. Co.'s manufactured metal products include: pressure cylinder products such as propane, oxygen and helium tanks, hand torches, refrigerant and industrial cylinders, camping cylinders, scuba tanks and helium balloon kits; framing systems and stairs for mid-rise buildings; steel pallets and racks; as well as suspension grid systems for concealed and lay-in panel ceilings, laser welded blanks; light gauge steel framing for commercial and residential construction and automotive service stampings. Co. has three segments: Steel Processing, Pressure Cylinders and Metal Framing.

FCX — Key Stats

Name:	Freeport-McMoRan Copper & Gold Inc.
Website:	www.fcx.com
Sector:	<u>Non-Precious Metals & Non-Metallic Mining</u>
Number of ETFs Holding FCX:	68 (see which ones)
Total Market Value Held by ETFs:	\$951,151,696.33
Total Market Capitalization:	\$31,653,000,000
% of Market Cap. Held by ETFs:	3.00%

FCX Dividend History



TickerTech.com Jun 15, 2012

FCX — 3.7% Yield

Freeport-McMoRan Copper & Gold Inc.



Freeport-McMoRan Copper & Gold is a copper, gold and molybdenum mining company. Co. has properties located in North America, South America, Africa and Indonesia. Co. operates five primary divisions which includes North America copper mines, South America mining, Indonesia mining, Africa mining and Molybdenum operations. Co.'s products consists of gold; copper products such as copper concentrate, copper cathode, continuous cast copper rod, and other copper products; and molybdenum and molybdenum-based chemicals. Co. also produces cobalt hydroxide, silver, and other metals.

 **METALS Channel**

 **Dividend Channel**

Nothing in Dividend Channel is intended to be investment advice, nor does it represent the opinion of, counsel from, or recommendations by BNK Invest Inc. or any of its affiliates, subsidiaries or partners. None of the information contained herein constitutes a recommendation that any particular security, portfolio, transaction, or investment strategy is suitable for any specific person. All viewers agree that under no circumstances will BNK Invest, Inc., its subsidiaries, partners, officers, employees, affiliates, or agents be held liable for any loss or damage caused by your reliance on information obtained. By visiting, using or viewing this site, you agree to the following [Full Disclaimer & Terms of Service](#). Video widget and dividend videos powered by Market News Video. Quote data delayed at least 20 minutes; [data powered by Ticker Technologies](#), and Mergent. [Contact Dividend Channel](#); [Meet Our Editorial Staff](#).