

10 Dividend Paying Metals Stocks

<http://www.metalschannel.com/>

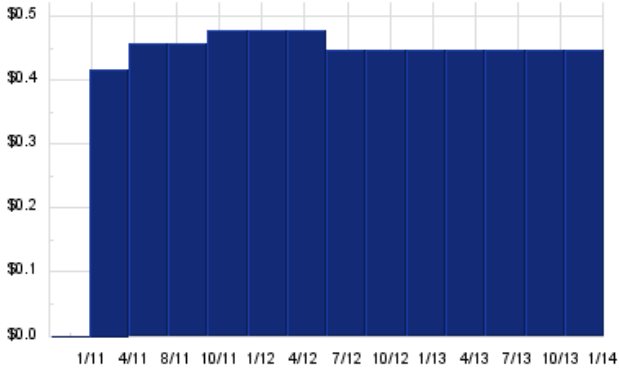
Metals Channel paired our coverage universe of metals stocks, with Dividend Channel's proprietary DividendRank formula, to bring you this list of 10 top ranked dividend paying metals stocks. The DividendRank formula considers a variety of data – dividend history & yield, book value, quarterly earnings – and compares it to the stock's trading data to come up with certain calculations about profitability and about the stock's valuation (whether we think it looks "cheap" or "expensive"). The result is this list of the top most "interesting" ideas that merit further research.



RNO – Key Stats

Name:	Rhino Resource Partners LP
Website:	www.rhinolp.com
Sector:	Metals & Mining
Number of ETFs Holding RNO:	16 (see which ones)
Total Market Value Held by ETFs:	\$21,603,960
Total Market Capitalization:	\$224,000,000
% of Market Cap. Held by ETFs:	9.64%

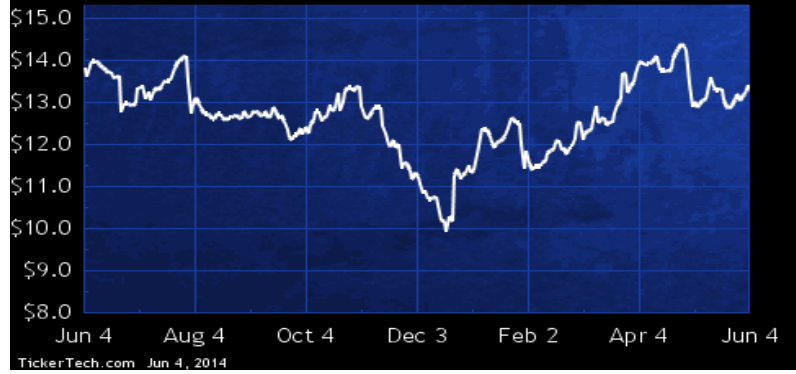
RNO Dividend History



TickerTech.com Jun 4, 2014

RNO – 13.4% Yield

Rhino Resource Partners LP

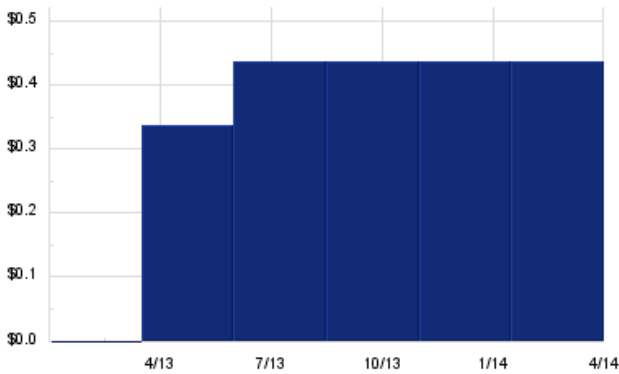


Rhino Resource Partners is engaged in producing, processing and selling coal of various steam and metallurgical grades. Co. also manages and leases coal properties and collects royalties from such management and leasing activities. Co.'s coal reserves are located in Central Appalachia, Northern Appalachia, the Illinois Basin and the Western Bituminous region. Co. conducts its businesses through four reportable business segments, which are Central Appalachia, Northern Appalachia, Eastern Met and Rhino Western. Co. also provides its ancillary businesses such as limestone operations. As of Dec. 31 2012, Co. controlled an estimated 463.7 million tons of proven and probable coal reserves.

CLV – Key Stats

Name:	Cliffs Natural Resources, Inc.
Website:	www.cliffsnaturalresources.com
Sector:	Non-Precious Metals & Non-Metallic Mining

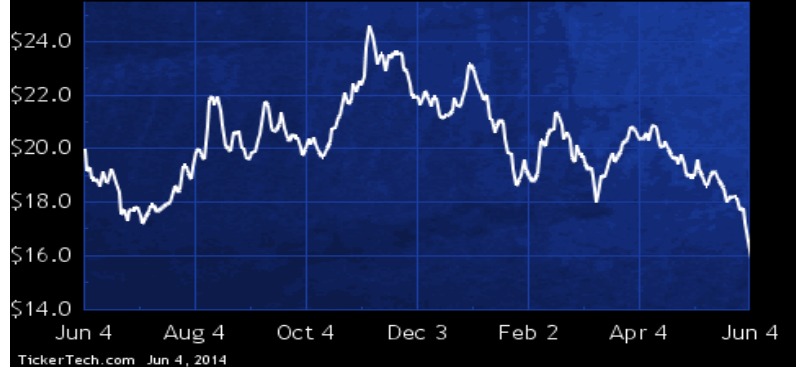
CLV Dividend History



TickerTech.com Jun 4, 2014

CLV – 11.0% Yield

Cliffs Natural Resources, Inc.

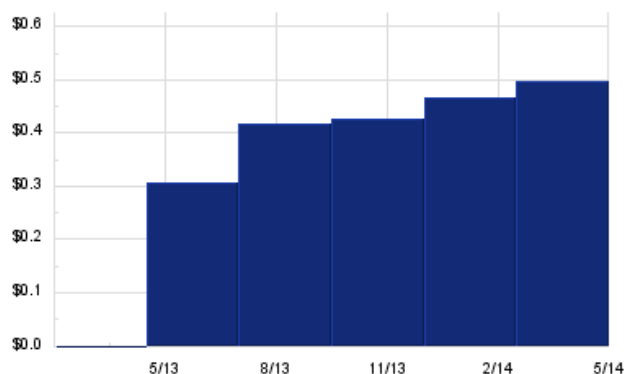


Cliffs Natural Resources is an international mining and natural resources company, a iron ore producer and a producer of metallurgical coal. In the U. S., Co. operates five iron ore mines in Michigan and Minnesota, six metallurgical coal mines located in West Virginia and Alabama and one thermal coal mine located in West Virginia. Co. also operates two iron ore mines in Eastern Canada. As of Dec 31 2012, Co.'s Asia Pacific operations consist of its Koolyanobbing iron ore mining complex in Western Australia. Co.'s operations are: U.S. Iron Ore, Eastern Canadian Iron Ore, Asia Pacific Iron Ore, North American Coal, Latin American Iron Ore, Ferroalloys and its Global Exploration Group.

SXCP — Key Stats

Name:	SunCoke Energy Partners LP
Website:	www.sxcpartners.com
Sector:	Metals Fabrication & Products
Number of ETFs Holding SXCP:	1 (see which ones)
Total Market Value Held by ETFs:	\$154,844
Total Market Capitalization:	\$450,000,000
% of Market Cap. Held by ETFs:	0.03%

SXCP Dividend History



TickerTech.com Jun 4, 2014

SXCP — 6.9% Yield

SunCoke Energy Partners LP

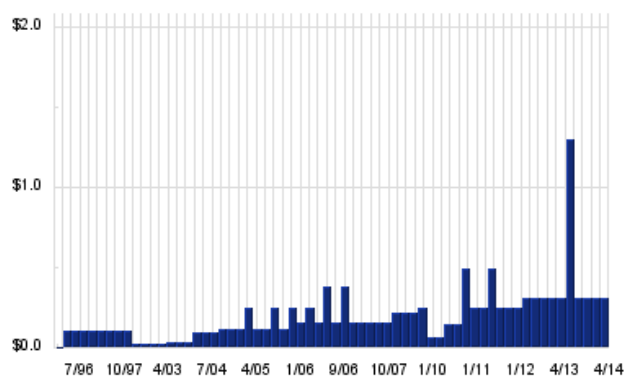


SunCoke Energy Partners owns an interest in two cokemaking operations at its Haverhill Coke Company LLC facility in Franklin Furnace, OH and Middletown Coke Company, LLC facility in Middletown, OH. The Haverhill and Middletown facilities have a combined 300 cokemaking ovens with an aggregate capacity of approximately 1.7 million tons per year. Coke is a principal raw material in the blast furnace steelmaking process. Coke is generally produced by heating metallurgical coals in a refractory oven to approximately 2,000 degrees Fahrenheit, which releases certain volatile components from the coal, thus transforming the coal into coke.

FCX — Key Stats

Name:	Freeport-McMoRan Copper & Gold Inc.
Website:	www.fcx.com
Sector:	Non-Precious Metals & Non-Metallic Mining
Number of ETFs Holding FCX:	80 (see which ones)
Total Market Value Held by ETFs:	\$1,530,703,746
Total Market Capitalization:	\$35,441,000,000
% of Market Cap. Held by ETFs:	4.32%

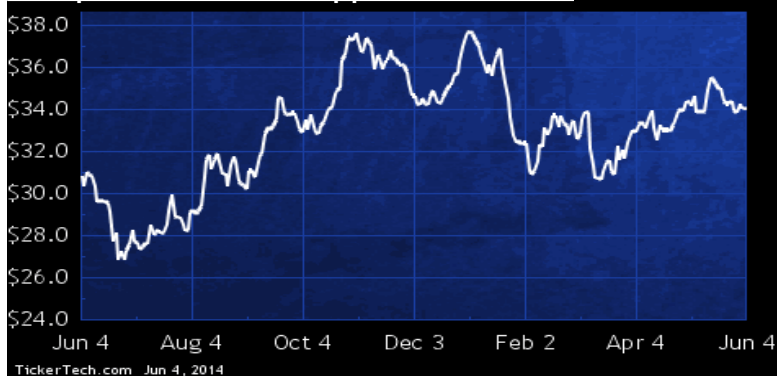
FCX Dividend History



TickerTech.com Jun 4, 2014

FCX — 3.7% Yield

Freeport-McMoRan Copper & Gold Inc.

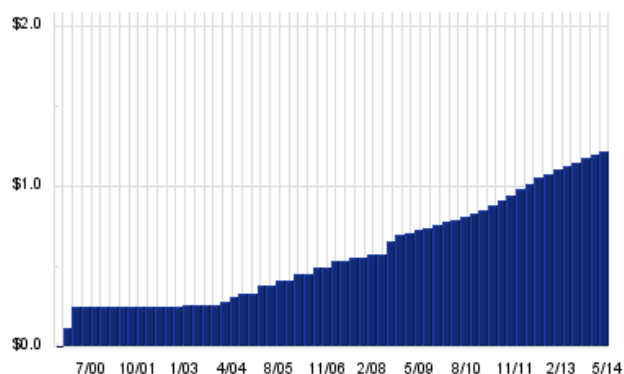


Freeport-McMoRan Copper & Gold is a mining company. Co.'s portfolio of assets includes the Grasberg minerals district in Indonesia, mining operations in North and South America, and the Tenke Fungurume minerals district in the Democratic Republic of Congo. Co.'s products include copper concentrate, cathode and continuous cast copper rod; gold products; molybdenum and molybdenum-based chemicals; as well as cobalt hydroxide, silver and other metals such as rhenium and magnetite. At Dec 31 2012, Co. had consolidated recoverable proven and probable reserves of 116.50 billion pounds of copper, 32.5 million ounces of gold, 3.42 billion pounds of molybdenum, and 321.4 million ounces of silver.

ARLP — Key Stats

Name:	Alliance Resource Partners LP
Website:	www.arlp.com
Sector:	Metals & Mining
Number of ETFs Holding ARLP:	5 (see which ones)
Total Market Value Held by ETFs:	\$24,623,682
Total Market Capitalization:	\$3,385,000,000
% of Market Cap. Held by ETFs:	0.73%

ARLP Dividend History



TickerTech.com Jun 4, 2014

ARLP — 5.4% Yield

Alliance Resource Partners LP



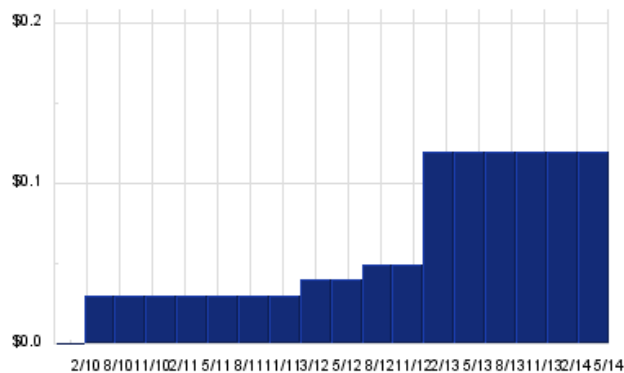
TickerTech.com Jun 4, 2014

Alliance Resource Partners is a producer and marketer of a range of steam coals with varying sulfur and heat contents primarily to U.S. utilities and industrial users. In addition, Co. develops and markets additional services, which include ash and scrubber sludge removal, coal yard maintenance and arranging alternate transportation services. As of Dec 31 2013, Co. operated 10 underground mining complexes in Illinois, Indiana, Kentucky, Maryland, and West Virginia. Also, at Dec 31 2013, Co. had approximately 1.10 billion tons of coal reserves in Illinois, Indiana, Kentucky, Maryland and West Virginia.

PAAS — Key Stats

Name:	Pan American Silver Corp.
Website:	www.panamericansilver.com
Sector:	Precious Metals
Number of ETFs Holding PAAS:	9 (see which ones)
Total Market Value Held by ETFs:	\$110,510,519
Total Market Capitalization:	\$1,857,000,000
% of Market Cap. Held by ETFs:	5.95%

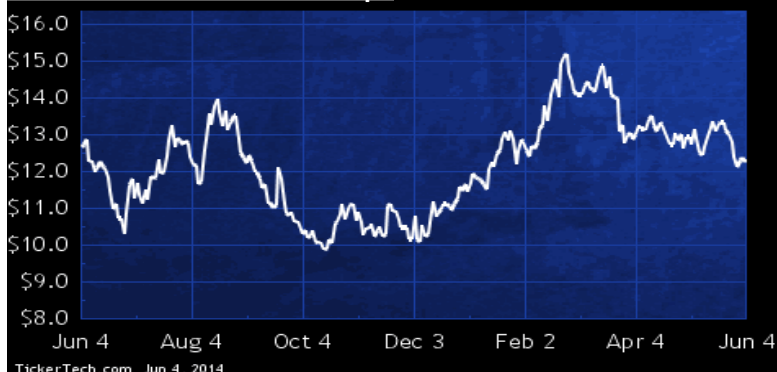
PAAS Dividend History



TickerTech.com Jun 4, 2014

PAAS — 4.1% Yield

Pan American Silver Corp.



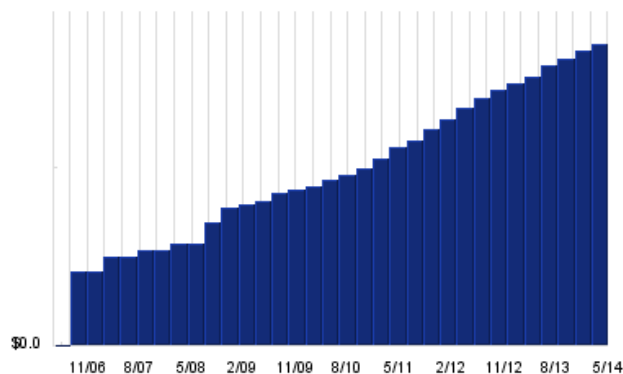
TickerTech.com Jun 4, 2014

Pan American Silver is engaged in the production and sale of silver, gold and other base metals including copper, lead and zinc as well as other related activities, including exploration, extraction, processing, refining and reclamation. Co.'s primary product (silver) is produced in Peru, Mexico, Argentina and Bolivia. Additionally, Co. has project development activities in Peru, Mexico and Argentina, and exploration activities throughout South America and Mexico.

AHGP — Key Stats

Name:	Alliance Holdings Group LP
Website:	www.ahgp.com
Sector:	Metals & Mining
Number of ETFs Holding AHGP:	3 (see which ones)
Total Market Value Held by ETFs:	\$7,844,947
Total Market Capitalization:	\$3,959,000,000
% of Market Cap. Held by ETFs:	0.20%

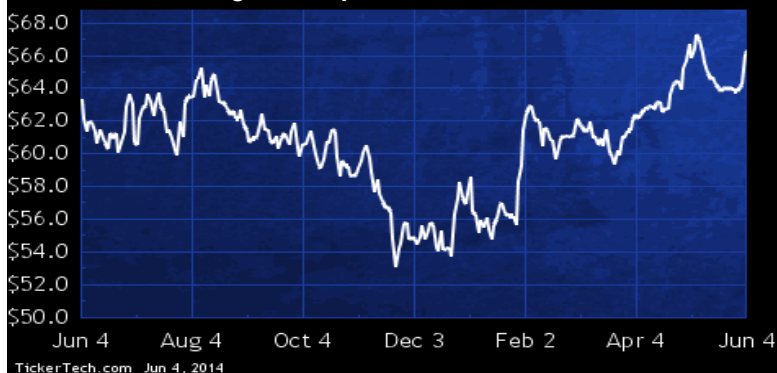
AHGP Dividend History



TickerTech.com Jun 4, 2014

AHGP — 5.1% Yield

Alliance Holdings Group LP

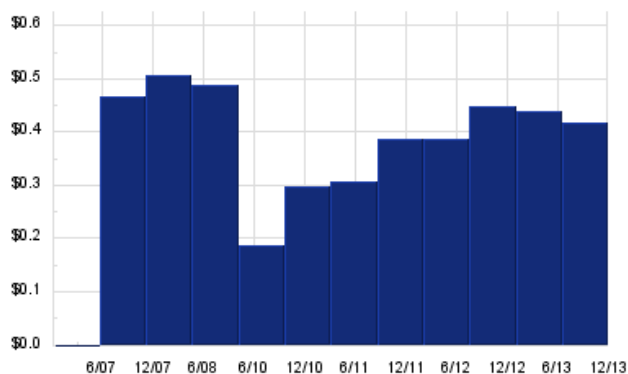


Alliance Holdings Group is a limited partnership. Co. owns 100.0% of the members' interest in Alliance Resource Management GP, LLC, the managing general partner of Alliance Resource Partners, L.P. (ARLP). Co., ARLP, and its subsidiaries (collectively, ARLP Partnership), produce and market coal primarily to U.S. utilities and industrial users. The ARLP Partnership's mining activities are conducted in three geographic regions: Illinois Basin, with mining operations located in western Kentucky, southern Illinois and southern Indiana; Central Appalachian, with mining operations located in eastern Kentucky; and Northern Appalachian, with mining operations located in Maryland and West Virginia.

TCK — Key Stats

Name:	Teck Resources Ltd
Website:	www.teck.com
Sector:	Metals & Mining
Number of ETFs Holding TCK:	8 (see which ones)
Total Market Value Held by ETFs:	\$28,169,166
Total Market Capitalization:	\$12,733,000,000
% of Market Cap. Held by ETFs:	0.22%

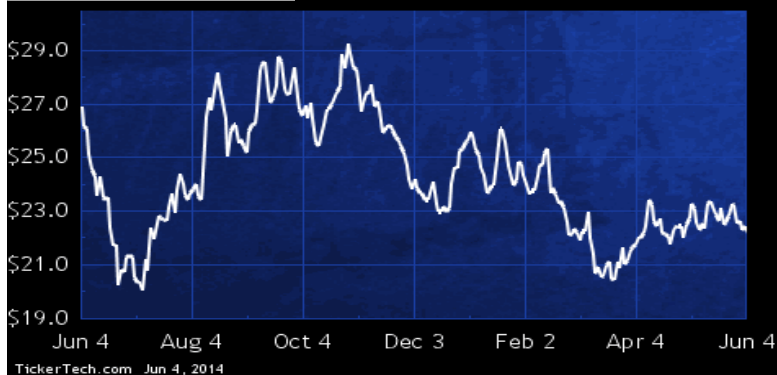
TCK Dividend History



TickerTech.com Jun 4, 2014

TCK — 4.1% Yield

Teck Resources Ltd

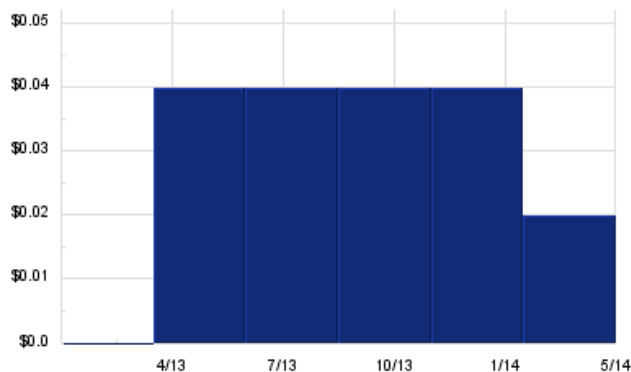


Teck Resources is engaged in mining and related activities including exploration, development, processing, smelting and refining. Co.'s major products are steelmaking coal, copper and zinc. Co. also produces precious metals, lead, molybdenum, electrical power, fertilizers and other metals. Co. also owns an interest in certain oil sands leases and have partnership interests in an oil sands development project and wind power project.

AUQ – Key Stats

Name:	AuRico Gold Inc
Website:	www.auricogold.com
Sector:	Precious Metals
Number of ETFs Holding AUQ:	8 (see which ones)
Total Market Value Held by ETFs:	\$54,648,873
Total Market Capitalization:	\$842,000,000
% of Market Cap. Held by ETFs:	6.49%

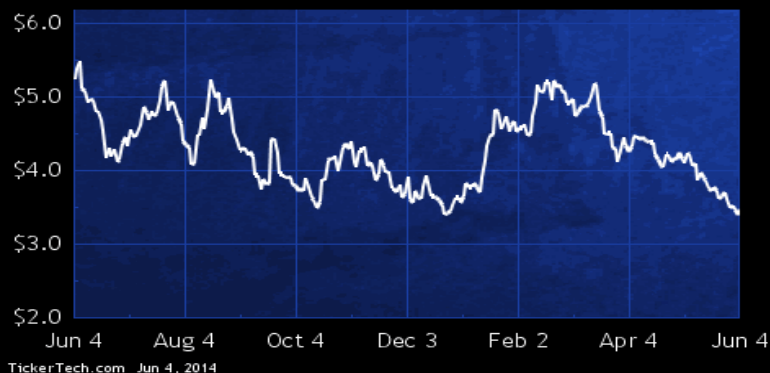
AUQ Dividend History



TickerTech.com Jun 4, 2014

AUQ – 2.3% Yield

AuRico Gold Inc

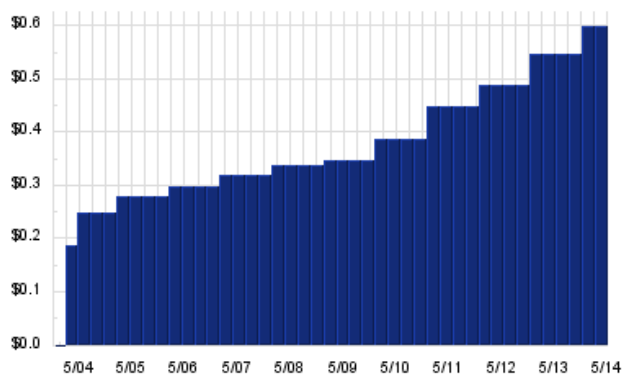


AuRico Gold is engaged in the mining, development, exploration and acquisition of gold and silver properties in North America, Mexico and Canada.

CMP – Key Stats

Name:	Compass Minerals International Inc
Website:	www.compassminerals.com
Sector:	Metals & Mining
Number of ETFs Holding CMP:	51 (see which ones)
Total Market Value Held by ETFs:	\$194,653,692
Total Market Capitalization:	\$3,101,000,000
% of Market Cap. Held by ETFs:	6.28%

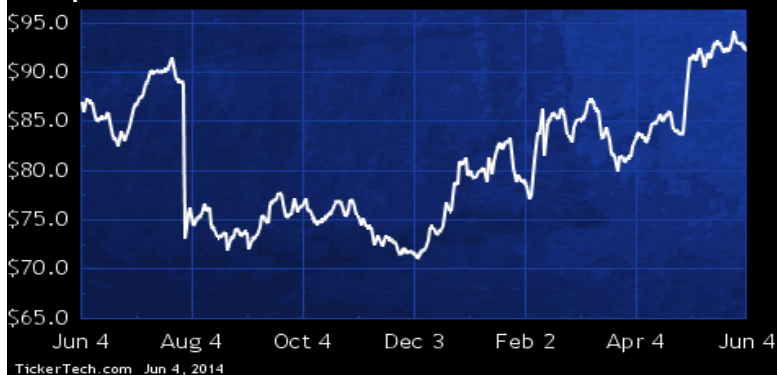
CMP Dividend History



TickerTech.com Jun 4, 2014

CMP – 2.6% Yield

Compass Minerals International Inc



Compass Minerals International, through its subsidiaries, is a producer of minerals, including salt, sulfate of potash specialty fertilizer and magnesium chloride. Co. provides highway deicing salt to customers in North America and the U.K. and specialty fertilizer to growers and fertilizer distributors worldwide. Co. also produces and markets consumer deicing and water conditioning products, ingredients used in consumer and commercial food preparation, and other mineral-based products for consumer, agricultural and industrial applications. In the U.K., Co. operates a records management business utilizing excavated areas of its Winsford salt mine with two other locations in London, England.



Nothing in Dividend Channel is intended to be investment advice, nor does it represent the opinion of, counsel from, or recommendations by BNK Invest Inc. or any of its affiliates, subsidiaries or partners. None of the information contained herein constitutes a recommendation that any particular security, portfolio, transaction, or investment strategy is suitable for any specific person. All viewers agree that under no circumstances will BNK Invest, Inc., its subsidiaries, partners, officers, employees, affiliates, or agents be held liable for any loss or damage caused by your reliance on information obtained. By visiting, using or viewing this site, you agree to the following [Full Disclaimer & Terms of Service](#). Video widget and dividend videos powered by Market News Video. Quote data delayed at least 20 minutes; [data powered by Ticker Technologies](#), and Mergent. [Contact Dividend Channel](#); [Meet Our Editorial Staff](#).