

## 10 Dividend Paying Metals Stocks

<http://www.metalschannel.com/>

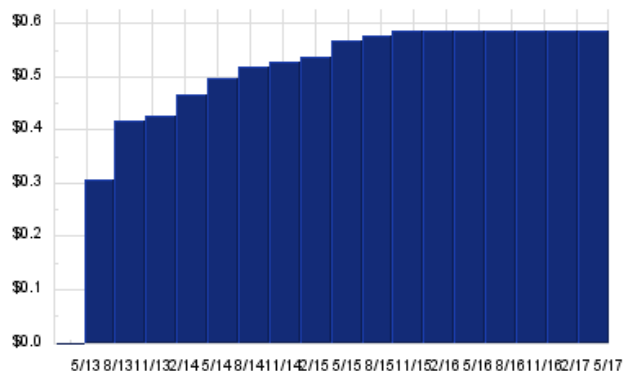
Metals Channel paired our coverage universe of metals stocks, with Dividend Channel's proprietary DividendRank formula, to bring you this list of 10 top ranked dividend paying metals stocks. The DividendRank formula considers a variety of data – dividend history & yield, book value, quarterly earnings – and compares it to the stock's trading data to come up with certain calculations about profitability and about the stock's valuation (whether we think it looks "cheap" or "expensive"). The result is this list of the top most "interesting" ideas that merit further research.



## SXCP — Key Stats

|                                  |  |
|----------------------------------|--|
| Name:                            | SunCoke Energy Partners LP                           |
| Stock buyback:                   | SXCP buyback   |
| Website:                         | <a href="http://www.suncoke.com">www.suncoke.com</a> |
| Sector:                          | Metals Fabrication & Products                        |
| Number of ETFs Holding SXCP:     | 2 (see which ones)                                   |
| Total Market Value Held by ETFs: | \$3,480,945  |
| Total Market Capitalization:     | \$795,000,000  |
| % of Market Cap. Held by ETFs:   | 0.44%  |

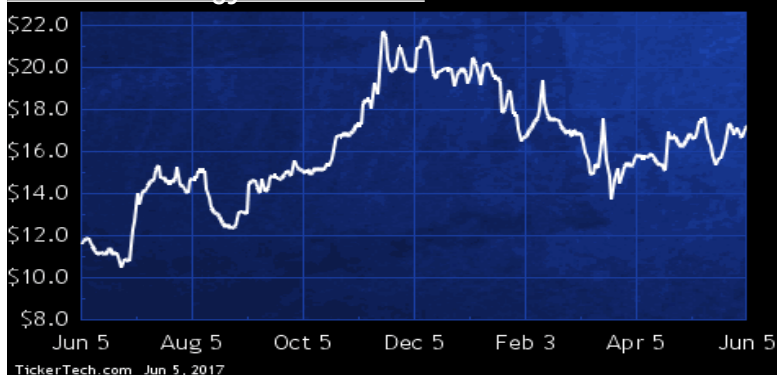
## SXCP Dividend History



TickerTech.com Jun 5, 2017

## SXCP — 13.8% Yield

### SunCoke Energy Partners LP



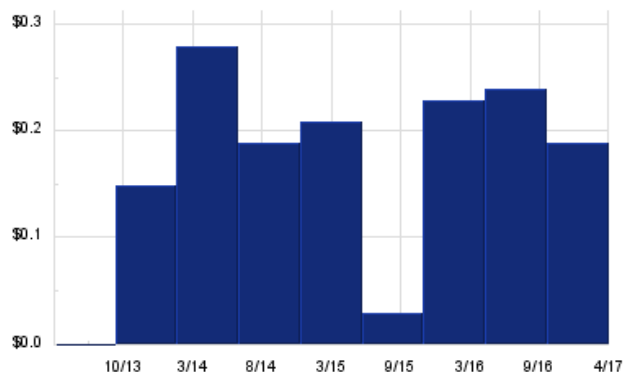
TickerTech.com Jun 5, 2017

SunCoke Energy Partners primarily produces coke used in the blast furnace production of steel. Co. also provides coal handling and/or mixing services at its Coal Logistics terminals to steel, coke (including some of its domestic cokemaking facilities), electric utility and coal mining customers. Co. has two segments: Domestic Coke and Coal Logistics. Domestic Coke consists of its cokemaking and heat recovery operations located in Franklin Furnace, OH; Middletown, OH; and Granite City, IL. Coal Logistics consists of Co.'s coal handling and mixing service operations in Convent, LA; Ceredo and Belle, WV; and East Chicago, IN, respectively.

## SBGL — Key Stats

|                                  |  |
|----------------------------------|--|
| Name:                            | Sibanye Gold Ltd   |
| Website:                         | <a href="http://www.sibanyegold.co.za">www.sibanyegold.co.za</a> |
| Sector:                          | Metals & Mining  |
| Number of ETFs Holding SBGL:     | 5 (see which ones)   |
| Total Market Value Held by ETFs: | \$74,908,654   |
| Total Market Capitalization:     | \$3,551,000,000  |
| % of Market Cap. Held by ETFs:   | 2.11%  |

## SBGL Dividend History



TickerTech.com Jun 5, 2017

## SBGL — 7.6% Yield

### Sibanye Gold Ltd



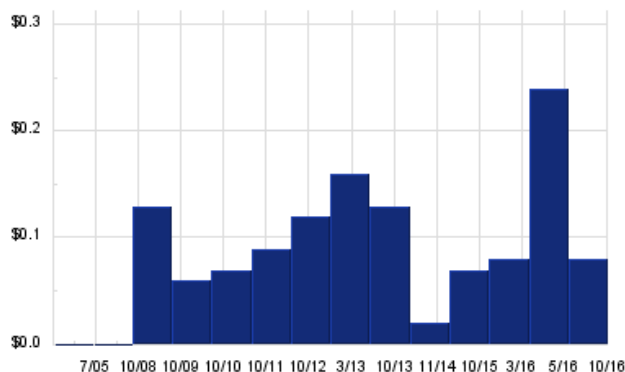
TickerTech.com Jun 5, 2017

Sibanye Gold is a gold mining group based in South Africa. Co.'s operations consist of deep-level underground gold mines located along the northern and western margins of the Witwatersrand Basin in South Africa. These properties include the KDC operation and the Beatrix operation. Co. is engaged in mining only gold, with silver as a by-product. Co.'s mining process is divided into two principal activities: developing access to the ore body; and extracting the ore body once accessed. Co.'s exploration activities are focused on the extension of existing ore bodies and identification of new ore bodies at existing sites.

## DRD — Key Stats

|                                  |  |
|----------------------------------|--|
| Name:                            | DRDGold Ltd  |
| Website:                         | <a href="http://www.drdgold.com">www.drdgold.com</a> |
| Sector:                          | Precious Metals                                      |
| Number of ETFs Holding DRD:      | 1 (see which ones)                                   |
| Total Market Value Held by ETFs: | \$16,706,680   |
| Total Market Capitalization:     | \$53,000,000   |
| % of Market Cap. Held by ETFs:   | 31.52%   |

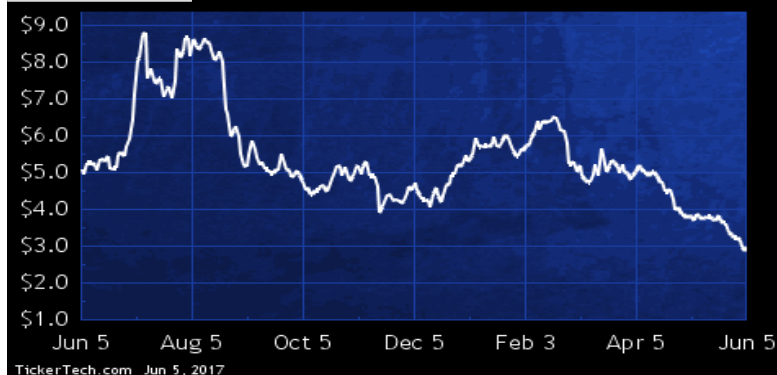
## DRD Dividend History



TickerTech.com Jun 5, 2017

## DRD — 11.1% Yield

### DRDGold Ltd

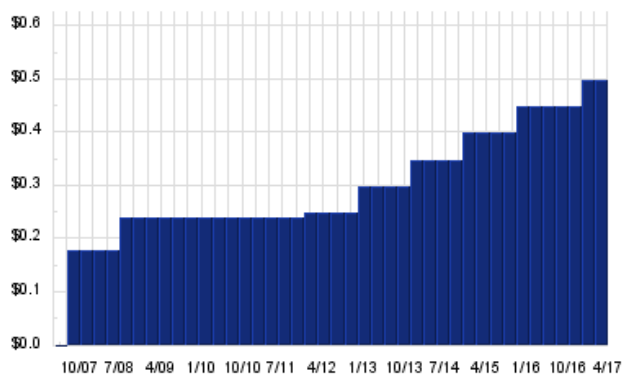


DRDGold is a gold mining company engaged in underground and surface gold mining including exploration, extraction, processing and smelting. Co.'s segments include: Blyvoor, which incorporates the Doornfontein mine, situated on the north-western edge of the Witwatersrand Basin; Crown, which is a surface retreatment operation and treats old slime and sand dumps to the south of Johannesburg's CBD; and Ergo, which consists of Phase 1, a surface retreatment operation which treats East Rand Proprietary Mines Limited's old slime dumps and Phase 2, which explores, evaluates and processes surface uranium- and sulfur bearing tailings on the East and Central Rand goldfields of South Africa.

## KALU — Key Stats

|                                  |  |
|----------------------------------|--|
| Name:                            | Kaiser Aluminum Corp.  |
| Stock buyback:                   | <a href="#">KALU buyback</a>                                       |
| Website:                         | <a href="http://www.kaiseraluminum.com">www.kaiseraluminum.com</a> |
| Sector:                          | Non-Precious Metals & Non-Metallic Mining                          |
| Number of ETFs Holding KALU:     | 46 (see which ones)  |
| Total Market Value Held by ETFs: | \$188,799,246  |
| Total Market Capitalization:     | \$1,446,000,000  |
| % of Market Cap. Held by ETFs:   | 13.06%   |

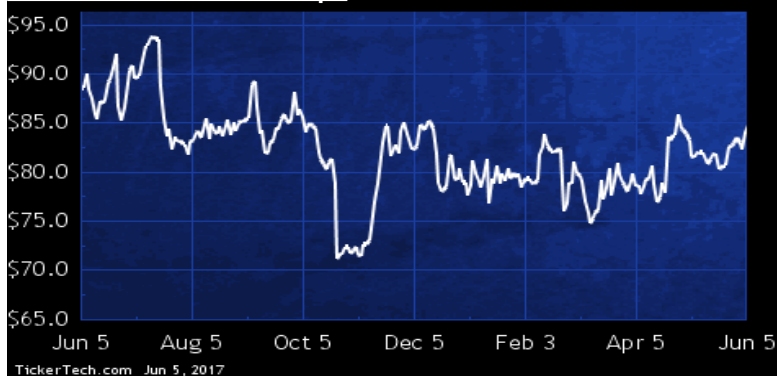
## KALU Dividend History



TickerTech.com Jun 5, 2017

## KALU — 2.4% Yield

### Kaiser Aluminum Corp.

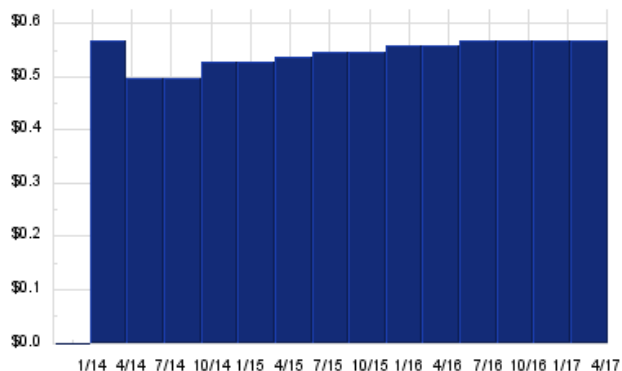


Kaiser Aluminum manufactures and sells semi-fabricated specialty aluminum mill products. Co.'s segments include Fabricated Products, which focuses on producing rolled, extruded and drawn aluminum products used principally for aerospace and defense which include heat treat plate and sheet, hard alloy extruded shapes, cold finish rod and bar; automotive, which consist of extruded aluminum products; general engineering products, which consists primarily of 6000-series alloy plate, sheet, rod, bar, tube, wire and standard extruded shapes; and Other products, which consist of extruded, drawn and cast billet aluminum products.

## CINR — Key Stats

Name: Ciner Resources LP  
Website: [www.ociresources.com](http://www.ociresources.com)  
Sector: Metals & Mining

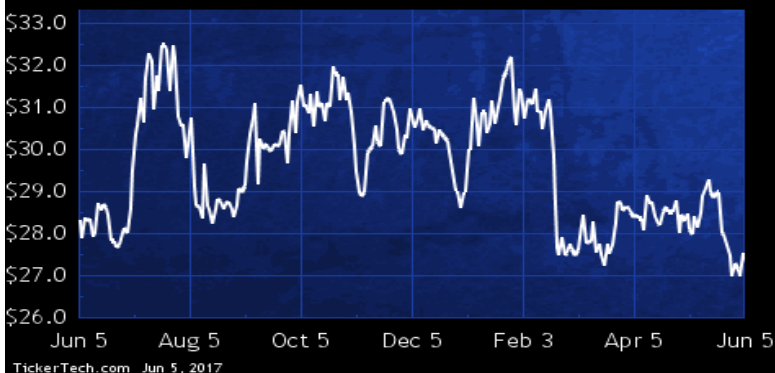
## CINR Dividend History



TickerTech.com Jun 5, 2017

## CINR — 8.3% Yield

### Ciner Resources LP



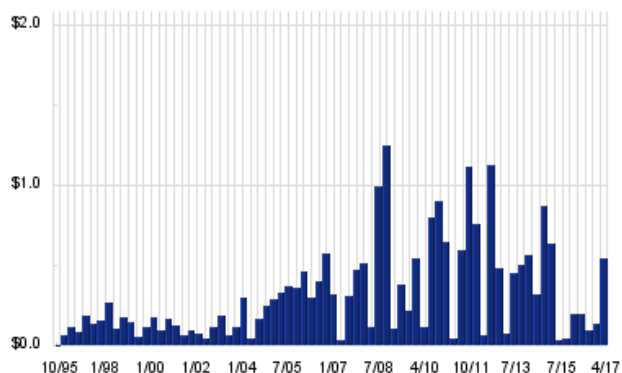
TickerTech.com Jun 5, 2017

Ciner Resources, as of Dec 31 2016, owned 51% membership interest in Ciner Wyoming LLC (Ciner Wyoming). Ciner Wyoming is a producer of soda ash, serving a global market from its facility in the Green River Basin of Wyoming. Trona, a soft mineral, is also known as sodium sesquicarbonate and consists mainly of sodium carbonate, or soda ash, sodium bicarbonate and water. Co. processes trona ore into soda ash, which is a raw material in flat glass, container glass, detergents, chemicals, paper and other consumer and industrial products. At Dec 31 2016, Co. had estimated proven and probable reserves of about 263.5 million short tons, which is equivalent to 143.6 million short tons of soda ash.

## MSB — Key Stats

Name: Mesabi Trust  
Website: [www.mesabi-trust.com](http://www.mesabi-trust.com)  
Sector: Non-Precious Metals & Non-Metallic Mining

## MSB Dividend History



TickerTech.com Jun 5, 2017

## MSB — 16.2% Yield

### Mesabi Trust



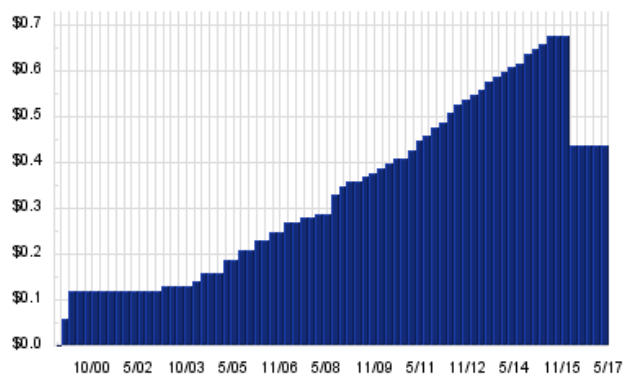
TickerTech.com Jun 5, 2017

Mesabi Trust is a royalty trust that holds all of the interests formerly owned by Mesabi Iron Company. Co.'s principal assets consist of two different interests in certain properties in the Mesabi Iron Range: Co.'s interest as assignor in the Amended Assignment of Peters Lease and the Amended Assignment of Cloquet Lease, which together cover properties in St. Louis County, MN (the Peters Lease Lands and the Cloquet Lease Lands, respectively); and its ownership of the entire beneficial interest in the Mesabi Land Trust, which has a 20% interest as fee owner in the Peters Lease Lands and a 100% fee ownership in certain non-mineral-bearing lands adjacent to the Peters and Cloquet Lease Lands.

## ARLP — Key Stats

|                                  |  |
|----------------------------------|--|
| Name:                            | Alliance Resource Partners LP                  |
| Website:                         | <a href="http://www.arlp.com">www.arlp.com</a> |
| Sector:                          | Metals & Mining                                |
| Number of ETFs Holding ARLP:     | 5 (see which ones)                             |
| Total Market Value Held by ETFs: | \$24,682,880                                   |
| Total Market Capitalization:     | \$1,636,000,000                                |
| % of Market Cap. Held by ETFs:   | 1.51%  |

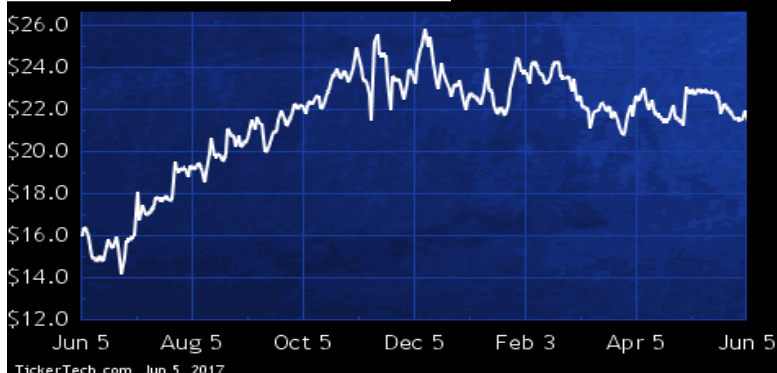
## ARLP Dividend History



TickerTech.com Jun 5, 2017

## ARLP — 8.2% Yield

### Alliance Resource Partners LP

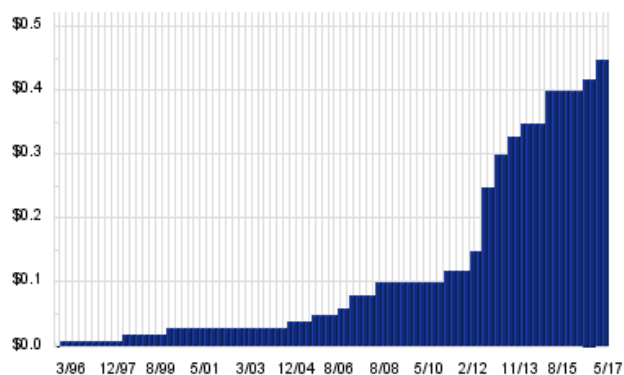


Alliance Resource Partners is a producer and marketer of coal to U.S. utilities and industrial users. Co. produces a range of steam coal with varying sulfur and heat contents. As of Dec 31 2015, Co. operated 10 underground mining complexes in Illinois, Indiana, Kentucky, Maryland and West Virginia. Co. also operates a coal loading terminal on the Ohio River at Mt. Vernon, IN. Co.'s mining activities are conducted in two geographic regions referred to in the coal industry as the Illinois Basin and Appalachian regions. Also, at Dec 31 2015, Co. had approximately 1.80 billion tons of proven and probable coal reserves in Illinois, Indiana, Kentucky, Maryland, Pennsylvania and West Virginia.

## RS — Key Stats

|                                  |  |
|----------------------------------|--|
| Name:                            | Reliance Steel & Aluminum Co.                  |
| Website:                         | <a href="http://www.rsac.com">www.rsac.com</a> |
| Sector:                          | Non-Precious Metals & Non-Metallic Mining      |
| Number of ETFs Holding RS:       | 64 (see which ones)                            |
| Total Market Value Held by ETFs: | \$504,913,712                                  |
| Total Market Capitalization:     | \$5,448,000,000                                |
| % of Market Cap. Held by ETFs:   | 9.27%  |

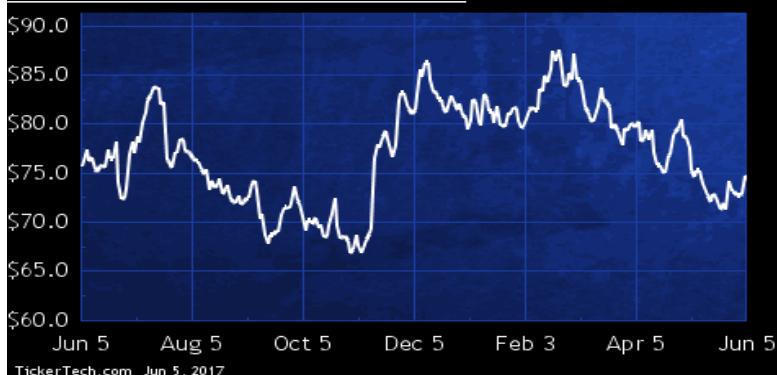
## RS Dividend History



TickerTech.com Jun 5, 2017

## RS — 2.4% Yield

### Reliance Steel & Aluminum Co.

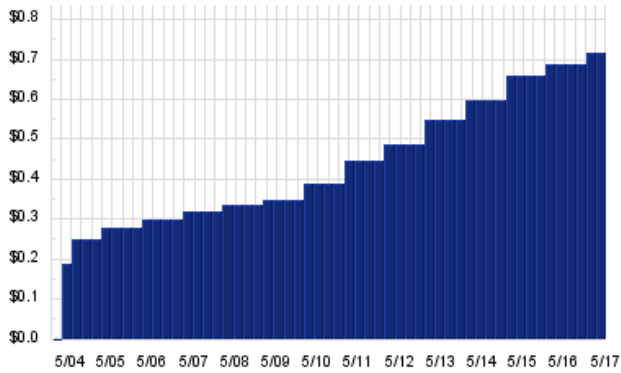


Reliance Steel & Aluminum is a metals service center company. Through this network, Co. provides metals processing services and distribute a full line of more than 100,000 metal products, including alloy, aluminum, brass, copper, carbon steel, stainless steel, titanium and specialty steel products.

## CMP — Key Stats

|                                  |  |
|----------------------------------|--|
| Name:                            | Compass Minerals International Inc                                   |
| Website:                         | <a href="http://www.compassminerals.com">www.compassminerals.com</a> |
| Sector:                          | Metals & Mining  |
| Number of ETFs Holding CMP:      | 74 (see which ones)  |
| Total Market Value Held by ETFs: | \$286,387,135  |
| Total Market Capitalization:     | \$2,215,000,000  |
| % of Market Cap. Held by ETFs:   | 12.93%   |

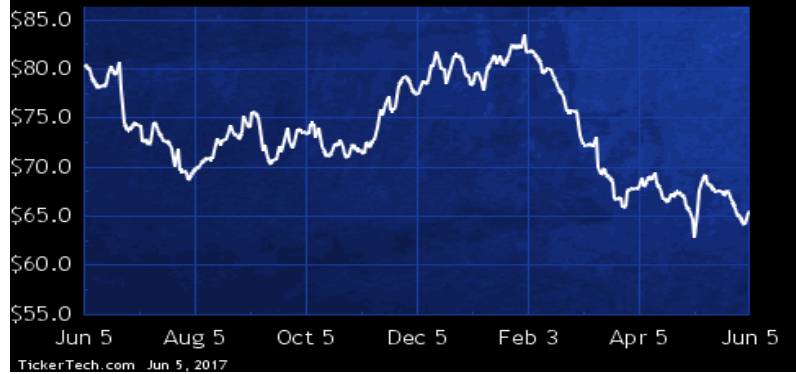
## CMP Dividend History



TickerTech.com Jun 5, 2017

## CMP — 4.4% Yield

### Compass Minerals International Inc



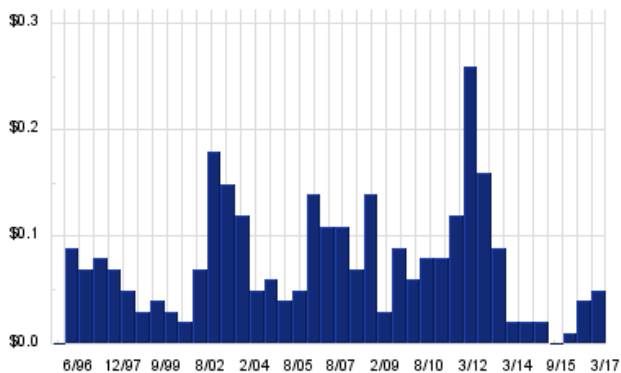
TickerTech.com Jun 5, 2017

Compass Minerals International is a holding company, which provides minerals including salt for winter roadway safety and other consumer, industrial and agricultural uses; plant nutrition minerals for crops and chemicals for water treatment and other industrial processes. Co.'s salt business provides highway deicing salt to customers in North America and the U.K. as well as consumer deicing and water conditioning products, ingredients used in consumer and commercial food preparation, and other salt-based products for consumer, agricultural and industrial applications in North America. Co.'s plant nutrition North America business produces and markets specialty plant nutrition products.

## GFI — Key Stats

|                                  |  |
|----------------------------------|--|
| Name:                            | Gold Fields Ltd.   |
| Website:                         | <a href="http://www.goldfields.co.za">www.goldfields.co.za</a> |
| Sector:                          | Precious Metals  |
| Number of ETFs Holding GFI:      | 9 (see which ones)   |
| Total Market Value Held by ETFs: | \$174,676,023  |
| Total Market Capitalization:     | \$1,998,000,000  |
| % of Market Cap. Held by ETFs:   | 8.74%  |

## GFI Dividend History



TickerTech.com Jun 5, 2017

## GFI — 2.5% Yield

### Gold Fields Ltd.



TickerTech.com Jun 5, 2017

Gold Fields is engaged in underground and surface gold and copper mining and related activities, including exploration, development, extraction, processing and smelting. Co. is a producer of gold and a major holder of gold reserves in South Africa, Ghana, Australia and Peru. Co. also produces copper in Peru. In addition, Co. also has an interest in a platinum group metal (and associated by-product metals) exploration project in Finland. Co. maintains attributable proven and probable gold and copper reserves of approx. 48.0 million ounces of gold and 454 million pounds of copper.



Nothing in Dividend Channel is intended to be investment advice, nor does it represent the opinion of, counsel from, or recommendations by BNK Invest Inc. or any of its affiliates, subsidiaries or partners. None of the information contained herein constitutes a recommendation that any particular security, portfolio, transaction, or investment strategy is suitable for any specific person. All viewers agree that under no circumstances will BNK Invest, Inc., its subsidiaries, partners, officers, employees, affiliates, or agents be held liable for any loss or damage caused by your reliance on information obtained. By visiting, using or viewing this site, you agree to the following [Full Disclaimer & Terms of Service](#). Video widget and dividend videos powered by Market News Video. Quote data delayed at least 20 minutes; [data powered by Ticker Technologies](#), and Mergent. [Contact Dividend Channel](#); [Meet Our Editorial Staff](#).