

## 10 Dividend Paying Metals Stocks

<http://www.metalschannel.com/>

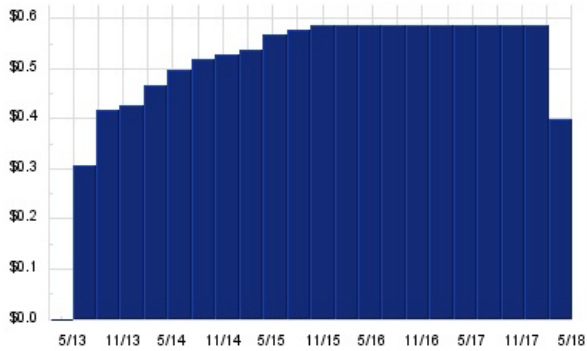
Metals Channel paired our coverage universe of metals stocks, with Dividend Channel's proprietary DividendRank formula, to bring you this list of 10 top ranked dividend paying metals stocks. The DividendRank formula considers a variety of data – dividend history & yield, book value, quarterly earnings – and compares it to the stock's trading data to come up with certain calculations about profitability and about the stock's valuation (whether we think it looks "cheap" or "expensive"). The result is this list of the top most "interesting" ideas that merit further research.



## SXCP — KEY STATS

Name:	SunCoke Energy Partners LP
Stock buyback:	<a href="#">SXCP buyback</a>
Website:	<a href="http://www.suncoke.com">www.suncoke.com</a>
Sector:	<a href="#">Metals Fabrication &amp; Products</a>
Number of ETFs Holding SXCP:	4 ( <a href="#">see which ones</a> )
Total Market Value Held by ETFs:	\$8,170,128
Total Market Capitalization:	\$700,000,000
% of Market Cap. Held by ETFs:	1.17%

## SXCP DIVIDEND HISTORY

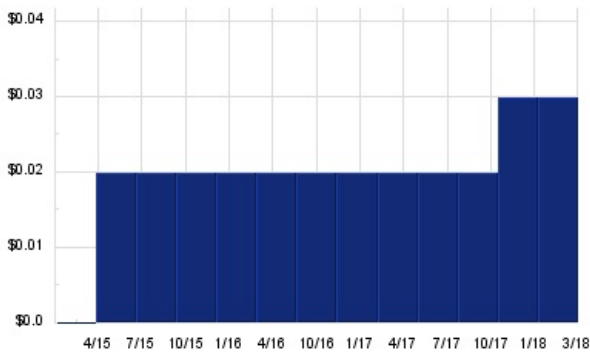


TickerTech.com Jun 1, 2018

## ATUSF — KEY STATS

Name:	Altius Minerals Corp
Website:	<a href="http://www.altiusminerals.com">www.altiusminerals.com</a>
Sector:	<a href="#">Non-Precious Metals &amp; Non-Metallic Mining</a>

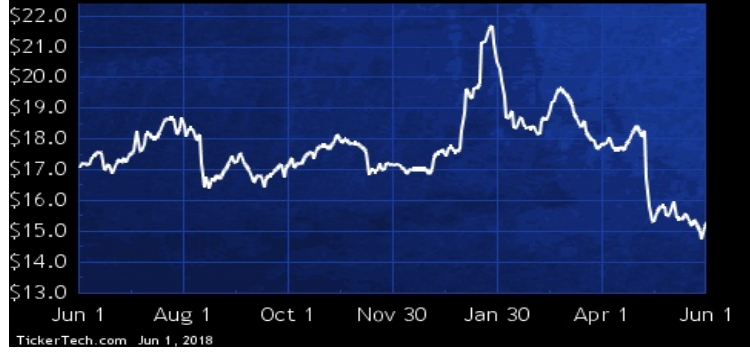
## ATUSF DIVIDEND HISTORY



TickerTech.com Jun 1, 2018

## SXCP — 10.5% YIELD

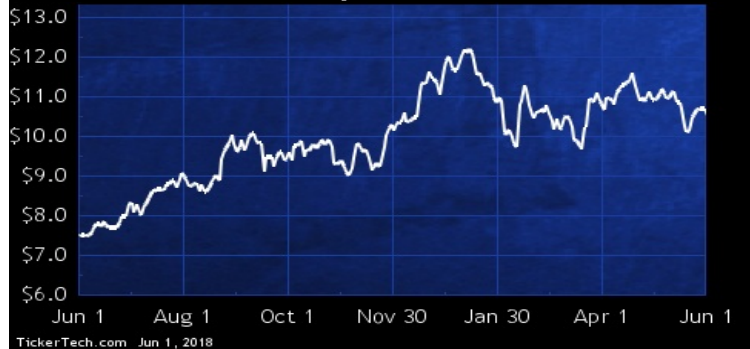
### SunCoke Energy Partners LP



SunCoke Energy Partners primarily produces coke used in the blast furnace production of steel. Co. also provides coal handling and/or mixing services at its Coal Logistics terminals to steel, coke (including some of its domestic cokemaking facilities), electric utility and coal mining customers. Co. has two segments: Domestic Coke and Coal Logistics. Domestic Coke segment consists of Co.'s cokemaking and heat recovery operations located in Franklin Furnace, OH; Middletown, OH; and Granite City, IL. Coal Logistics segment consists of Co.'s coal handling and/or mixing service operations in Convent, LA; Ceredo and Belle, WV; and East Chicago, IN.

## ATUSF — 1.2% YIELD

### Altius Minerals Corp

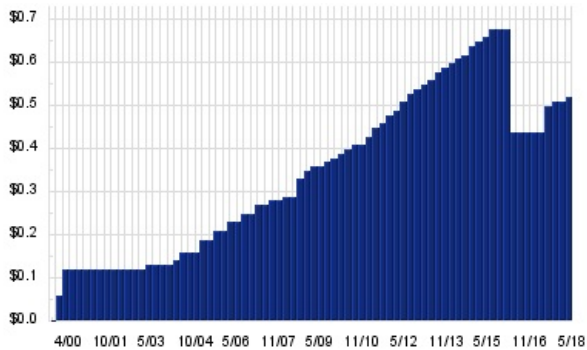


Altius Minerals is engaged in the generation and acquisition of mineral properties, royalties, and investments. Co. prefers to generate alliances or corporate structures related to the mineral exploration and natural resource opportunities it generates, which results in Co. carrying minority and non-operating project or equity interests and/or royalty interests.

## ARLP — KEY STATS

Name:	Alliance Resource Partners LP
Website:	<a href="http://www.arlp.com">www.arlp.com</a>
Sector:	Metals & Mining
Number of ETFs Holding ARLP:	7 (see which ones)
Total Market Value Held by ETFs:	\$26,594,646.47
Total Market Capitalization:	\$2,481,000,000
% of Market Cap. Held by ETFs:	1.07%

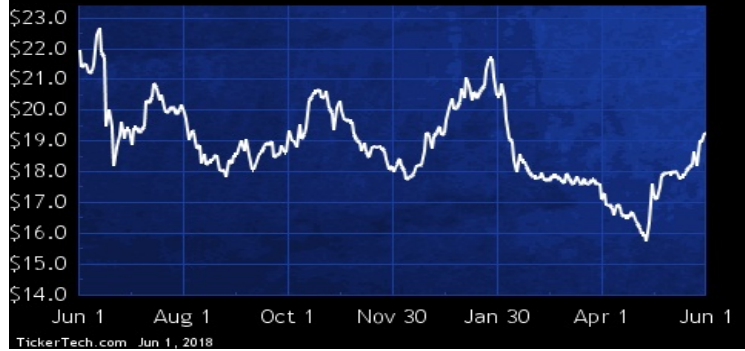
## ARLP DIVIDEND HISTORY



TickerTech.com Jun 1, 2018

## ARLP — 10.7% YIELD

### Alliance Resource Partners LP

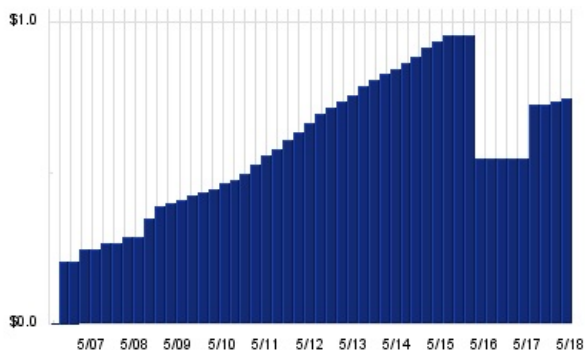


Alliance Resource Partners is a producer and marketer of coal to U.S. utilities and industrial users. Co. produces a range of steam coal with varying sulfur and heat contents. As of Dec 31 2016, Co. operated eight underground mining complexes in Illinois, Indiana, Kentucky, Maryland and West Virginia. Co. also operates a coal loading terminal on the Ohio River at Mt. Vernon, IN. Co.'s mining activities are conducted in two geographic regions referred to in the coal industry as the Illinois Basin and Appalachian regions. Also, at Dec 31 2016, Co. had approximately 1.76 billion tons of proven and probable coal reserves in Illinois, Indiana, Kentucky, Maryland, Pennsylvania and West Virginia.

## AHGP — KEY STATS

Name:	Alliance Holdings GP LP
Website:	<a href="http://www.ahgp.com">www.ahgp.com</a>
Sector:	Metals & Mining
Number of ETFs Holding AHGP:	4 (see which ones)
Total Market Value Held by ETFs:	\$22,549,764.24
Total Market Capitalization:	\$1,677,000,000
% of Market Cap. Held by ETFs:	1.34%

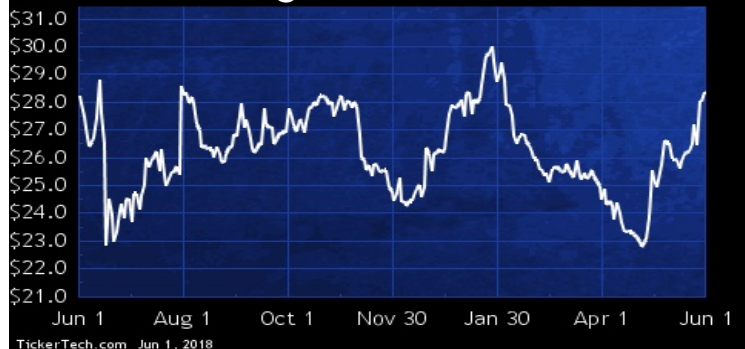
## AHGP DIVIDEND HISTORY



TickerTech.com Jun 1, 2018

## AHGP — 10.5% YIELD

### Alliance Holdings GP LP

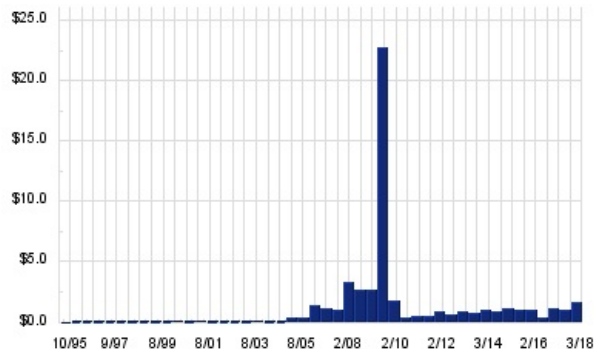


Alliance Holdings Group is a limited partnership. Co. owns, directly and indirectly, 100.0% of the members' interest in Alliance Resource Management GP, LLC, the managing general partner of Alliance Resource Partners, L.P. (ARLP). ARLP and its subsidiaries (collectively referred to as the ARLP Partnership) produce and market coal primarily to U.S. utilities and industrial users. The ARLP Partnership's mining activities are conducted in two geographic regions referred to in the coal industry as the Illinois Basin and Appalachian regions. At Dec 31 2016, the ARLP Partnership had about 1.76 billion tons of coal reserves in Illinois, Indiana, Kentucky, Maryland, Pennsylvania and West Virginia.

## RIO — KEY STATS

Name:	Rio Tinto Plc
Website:	<a href="http://www.riotinto.com">www.riotinto.com</a>
Sector:	<a href="#">Metals &amp; Mining</a>
Number of ETFs Holding RIO:	7 ( <a href="#">see which ones</a> )
Total Market Value Held by ETFs:	\$28,005,639
Total Market Capitalization:	\$76,787,000,000
% of Market Cap. Held by ETFs:	0.04%

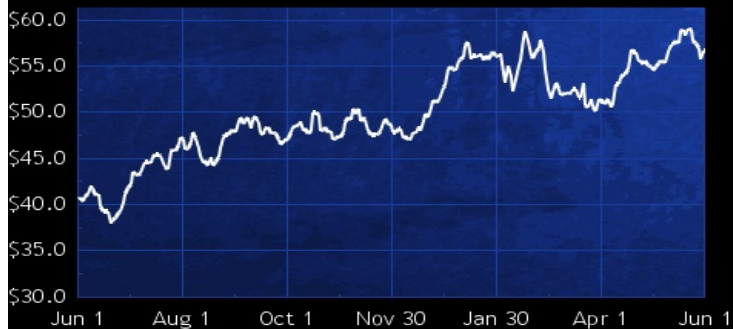
## RIO DIVIDEND HISTORY



TickerTech.com Jun 1, 2018

## RIO — 6.4% YIELD

### Rio Tinto Plc



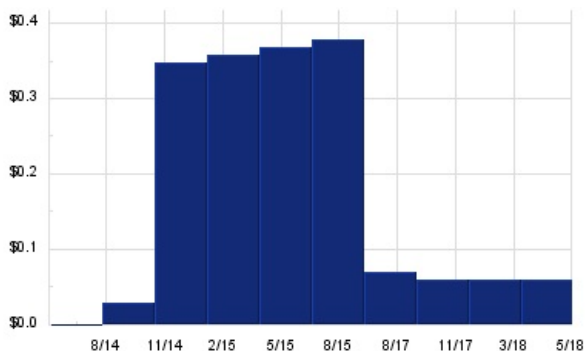
TickerTech.com Jun 1, 2018

Rio Tinto is engaged in finding, mining and processing mineral resources. Co. has four product groups: iron ore, which supplies the global seaborne iron ore trade; aluminium, which includes bauxite mines, alumina refineries, and aluminium smelters; Copper and Diamonds, which has managed operations in Australia, Canada, Mongolia and the U.S., and non-managed operations in Chile and Indonesia, with by-product including gold, silver, molybdenum and others such as sulphuric acid, rhenium, and lead carbonate; and Energy and Minerals, which comprises mining, refining and marketing operations across borates, coal, iron ore concentrate and pellets, salt, titanium dioxide and uranium sectors.

## FELP — KEY STATS

Name:	Foresight Energy LP
Website:	<a href="http://www.foresight.com">www.foresight.com</a>
Sector:	<a href="#">Metals &amp; Mining</a>

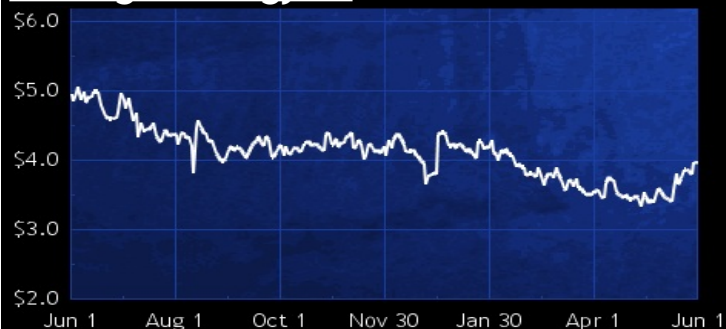
## FELP DIVIDEND HISTORY



TickerTech.com Jun 1, 2018

## FELP — 5.7% YIELD

### Foresight Energy LP



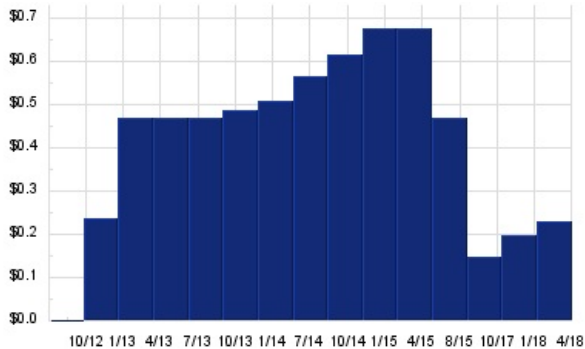
TickerTech.com Jun 1, 2018

Foresight Energy is engaged in mining and marketing coal from reserves and operations located in the Illinois Basin. Co. controlled 2.1 billion tons of proven and probable coal in the state of Illinois at Dec 31 2016. As of Dec 31 2016, Co. owned four mining complexes where it can operate four longwall mines and one continuous miner operation. Co. markets and sells its coal primarily to electric utility and industrial companies in the eastern half of the U.S. and the international market. Co. sells the majority of its domestic tonnages to electric utilities with installed pollution control devices.

## HCLP — KEY STATS

Name:	Hi-Crush Partners LP
Website:	<a href="http://www.hicrushpartners.com">www.hicrushpartners.com</a>
Sector:	<a href="#">Metals &amp; Mining</a>
Number of ETFs Holding HCLP:	2 ( <a href="#">see which ones</a> )
Total Market Value Held by ETFs:	\$4,402,944
Total Market Capitalization:	\$1,215,000,000
% of Market Cap. Held by ETFs:	0.36%

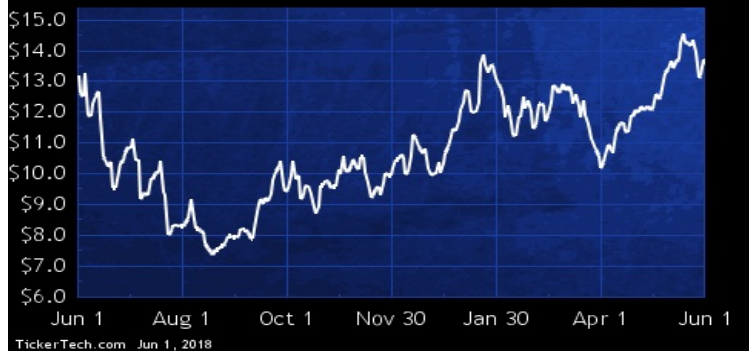
## HCLP DIVIDEND HISTORY



TickerTech.com Jun 1, 2018

## HCLP — 6.6% YIELD

### Hi-Crush Partners LP

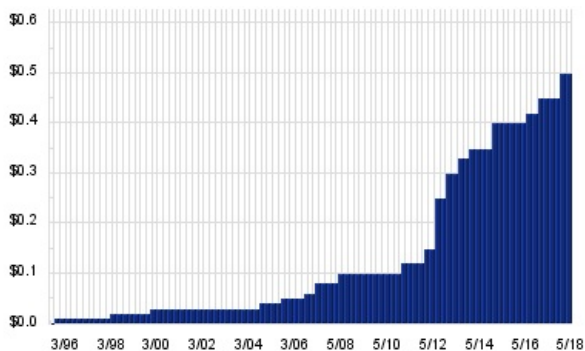


Hi-Crush Partners produces, transports, markets and distributes monocrySTALLINE sand, which is used as a proppant to enhance the recovery rates of hydrocarbons from oil and gas wells. Co.'s reserves, which are located in Wisconsin, consist of Northern White sand. Co. owns and operates a network of terminals and distribution system throughout North America, including its PropStream™ integrated logistics solution, which delivers proppant into the blender at the well site. Co.'s subsidiary owns and operates a portfolio of sand facilities with on-site wet and dry plant assets, including direct access to major U.S. railroads for distribution to in-basin terminals.

## RS — KEY STATS

Name:	Reliance Steel & Aluminum Co.
Website:	<a href="http://www.rsac.com">www.rsac.com</a>
Sector:	<a href="#">Non-Precious Metals &amp; Non-Metallic Mining</a>
Number of ETFs Holding RS:	70 ( <a href="#">see which ones</a> )
Total Market Value Held by ETFs:	\$1,059,609,882
Total Market Capitalization:	\$6,701,000,000
% of Market Cap. Held by ETFs:	15.81%

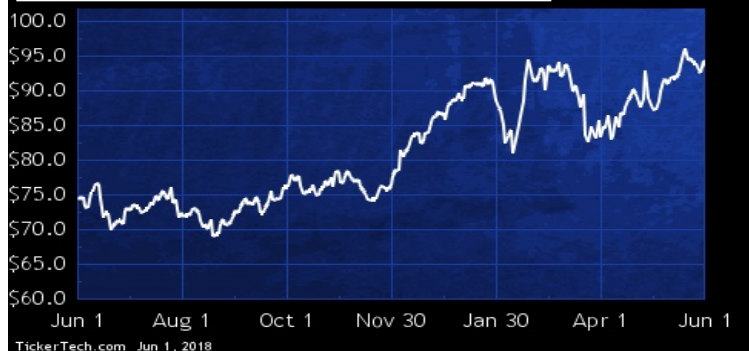
## RS DIVIDEND HISTORY



TickerTech.com Jun 1, 2018

## RS — 2.1% YIELD

### Reliance Steel & Aluminum Co.

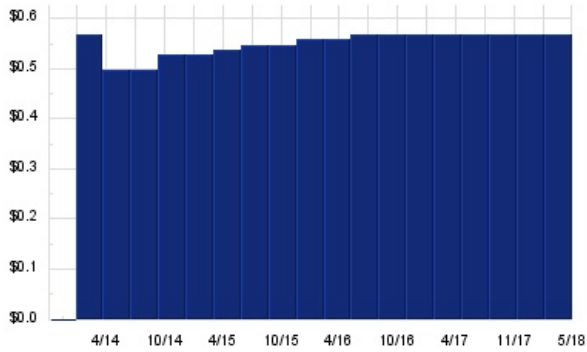


Reliance Steel & Aluminum is a metals service center company. Co. provides metals processing services and distributes a line of metal products, including alloy, aluminum, brass, copper, carbon steel, stainless steel, titanium and specialty steel products to customers in a range of industries, including general manufacturing, non-residential construction, transportation, aerospace and defense, energy, electronics and semiconductor fabrication, and heavy industry. Co. also services the auto industry, primarily through its toll processing operations. As of Dec 31 2017, Co.'s network of metals service centers operated more than 300 locations in 44 states in the U.S. and in 13 other countries.

## CINR — KEY STATS

Name: Ciner Resources LP  
 Website: [www.ociresources.com](http://www.ociresources.com)  
 Sector: [Metals & Mining](#)

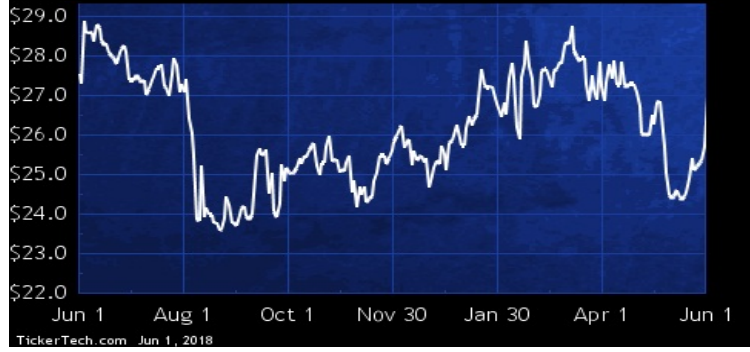
## CINR DIVIDEND HISTORY



TickerTech.com Jun 1, 2018

## CINR — 8.4% YIELD

### Ciner Resources LP

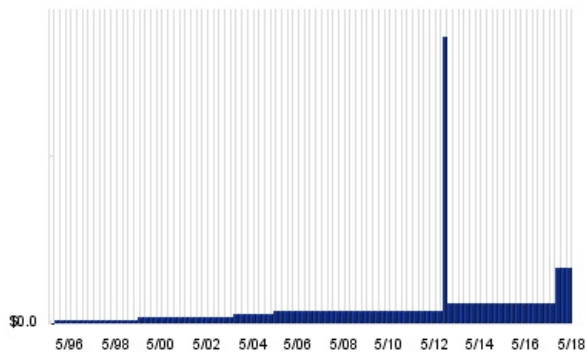


Ciner Resources, as of Dec 31 2016, owned a controlling interest comprised of 51.0% membership interest in Ciner Wyoming LLC (Ciner Wyoming). Ciner Wyoming is a producer of soda ash, serving a global market from Co.'s facility in the Green River Basin of Wyoming. Trona, a soft mineral, is also known as sodium sesquicarbonate and consists primarily of sodium carbonate, or soda ash, sodium bicarbonate and water. Co. processes trona ore into soda ash, which is a raw material in flat glass, container glass, detergents, chemicals, paper, and other consumer and industrial products.

## NC — KEY STATS

Name: NACCO Industries Inc  
 Stock buyback: [NC buyback](#)  
 Website: [www.nacco.com](http://www.nacco.com)  
 Sector: [Metals & Mining](#)  
 Number of ETFs Holding NC: 14 (see which ones)  
 Total Market Value Held by ETFs: \$8,053,384  
 Total Market Capitalization: \$199,000,000  
 % of Market Cap. Held by ETFs: 4.05%

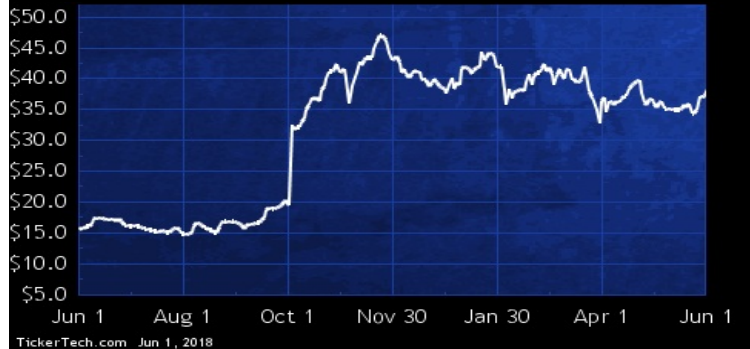
## NC DIVIDEND HISTORY



TickerTech.com Jun 1, 2018

## NC — 1.7% YIELD

### NACCO Industries Inc



NACCO Industries is a holding company for The North American Coal Corporation. The North American Coal Corporation and its affiliated companies ("NACoal") operate surface mines that supply coal primarily to power generation companies under long-term contracts, and provide other value-added services to natural resource companies. In addition, its North American Mining business maintains and operates draglines and other equipment under contracts with sellers of aggregates. NACoal also provides coal handling, processing and drying services for a number of customers.



Nothing in Dividend Channel is intended to be investment advice, nor does it represent the opinion of, counsel from, or recommendations by BNK Invest Inc. or any of its affiliates, subsidiaries or partners. None of the information contained herein constitutes a recommendation that any particular security, portfolio, transaction, or investment strategy is suitable for any specific person. All viewers agree that under no circumstances will BNK Invest, Inc., its subsidiaries, partners, officers, employees, affiliates, or agents be held liable for any loss or damage caused by your reliance on information obtained. By visiting, using or viewing this site, you agree to the following [Full Disclaimer & Terms of Service](#). Video widget and dividend videos powered by Market News Video. Quote data delayed at least 20 minutes; data powered by Ticker Technologies, and Mergent. [Contact Dividend Channel](#); [Meet Our Editorial Staff](#).