

10 Dividend Paying Metals Stocks

<http://www.metalschannel.com/>

Metals Channel paired our coverage universe of metals stocks, with Dividend Channel's proprietary DividendRank formula, to bring you this list of 10 top ranked dividend paying metals stocks. The DividendRank formula considers a variety of data – dividend history & yield, book value, quarterly earnings – and compares it to the stock's trading data to come up with certain calculations about profitability and about the stock's valuation (whether we think it looks "cheap" or "expensive"). The result is this list of the top most "interesting" ideas that merit further research.



STLD – KEY STATS

Name:	Steel Dynamics Inc.
Stock buyback:	STLD buyback
Website:	www.steeldynamics.com
Sector:	Non-Precious Metals & Non-Metallic Mining
Number of ETFs Holding STLD:	83 (see which ones)
Total Market Value Held by ETFs:	\$926,081,690
Total Market Capitalization:	\$5,757,000,000
% of Market Cap. Held by ETFs:	16.09%

STLD DIVIDEND HISTORY

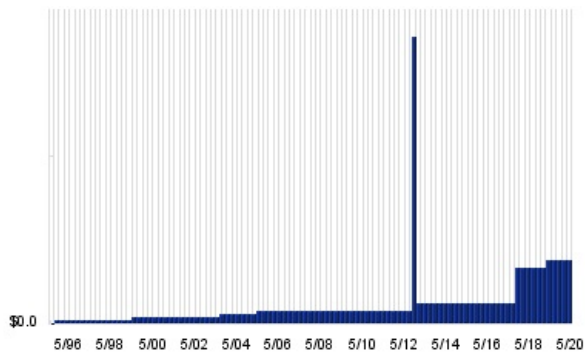


TickerTech.com May 31, 2020

NC – KEY STATS

Name:	NACCO Industries Inc
Stock buyback:	NC buyback
Website:	www.nacco.com
Sector:	Metals & Mining
Number of ETFs Holding NC:	21 (see which ones)
Total Market Value Held by ETFs:	\$9,870,276
Total Market Capitalization:	\$152,000,000
% of Market Cap. Held by ETFs:	6.49%

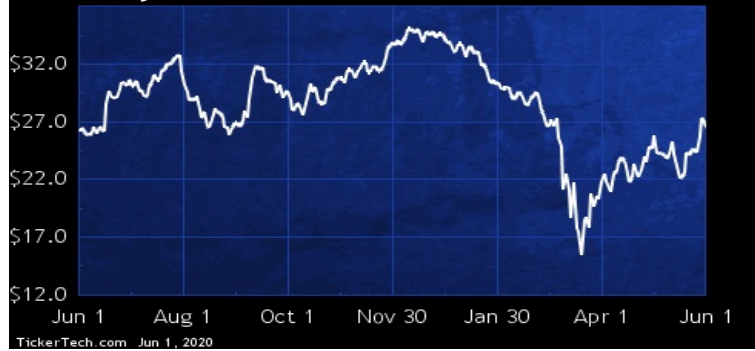
NC DIVIDEND HISTORY



TickerTech.com May 31, 2020

STLD – 3.8% YIELD

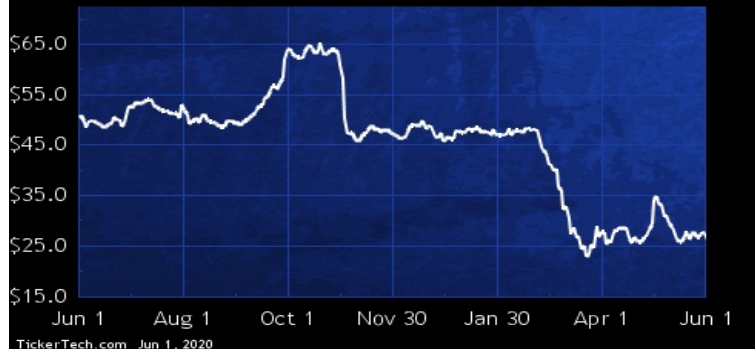
Steel Dynamics Inc.



Steel Dynamics is a steel producer and metal recycler. Co. manufactures and sells steel products, processes and sells recycled ferrous and nonferrous metals, and fabricates and sells steel joists and deck products. Co.'s segments are: Steel, which produces steel from ferrous scrap and scrap substitutes, utilizing casting, automated rolling mills and several downstream steel coating and bar processing lines, and Iron Dynamics; metals recycling, which involves the purchase, processing, and resale of ferrous and nonferrous scrap metals into reusable forms and grades; and steel fabrication, which produces steel building components, including steel joists, girders, trusses, and steel deck.

NC – 2.9% YIELD

NACCO Industries Inc

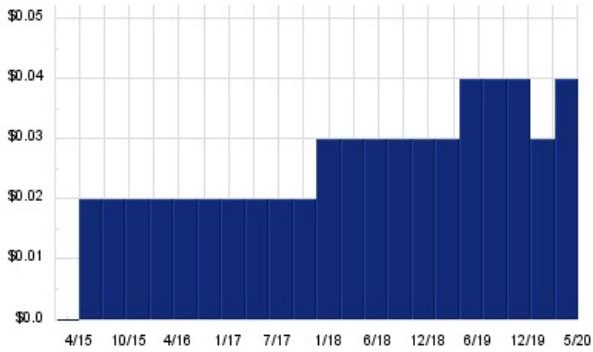


NACCO Industries is a holding company. Through its subsidiaries Co. operates in the mining and natural resources industries. The Coal Mining segment operates surface coal mines under long-term contracts with power generation companies and activated carbon producers pursuant to a service-based business model. The North American Mining segment provides contract mining and other services for producers of aggregates, lithium and other minerals. This segment provides contract mining services for independently owned mines and quarries. NAMining operates primarily at limestone quarries in Florida. The minerals management segment promotes the development of Co.'s oil, gas and coal reserves.

ATUSF — KEY STATS

Name: [Altius Minerals Corp](#)
 Website: www.altiusminerals.com
 Sector: [Non-Precious Metals & Non-Metallic Mining](#)

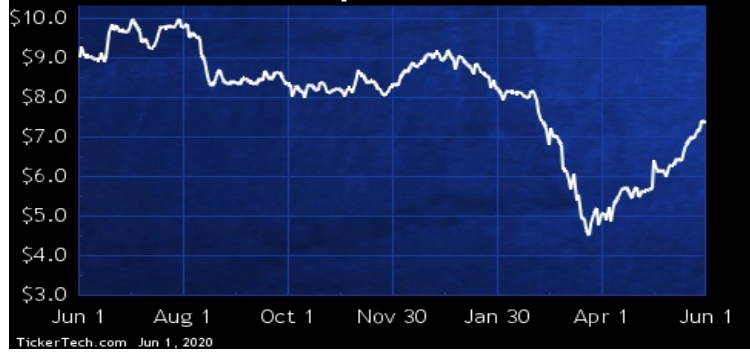
ATUSF DIVIDEND HISTORY



TickerTech.com Jun 1, 2020

ATUSF — 2.0% YIELD

Altius Minerals Corp

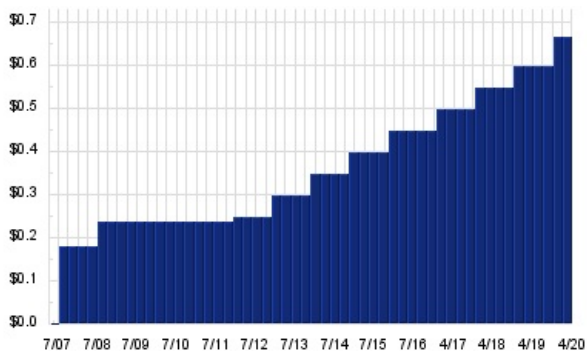


Altius Minerals is engaged in the generation and acquisition of mineral properties, royalties, and investments. Co. prefers to generate alliances or corporate structures related to the mineral exploration and natural resource opportunities it generates, which results in Co. carrying minority and non-operating project or equity interests and/or royalty interests.

KALU — KEY STATS

Name: [Kaiser Aluminum Corp.](#)
 Stock buyback: [KALU buyback](#)
 Website: www.kaiseraluminum.com
 Sector: [Non-Precious Metals & Non-Metallic Mining](#)
 Number of ETFs Holding KALU: 57 ([see which ones](#))
 Total Market Value Held by ETFs: \$273,673,248
 Total Market Capitalization: \$1,200,000,000
 % of Market Cap. Held by ETFs: 22.81%

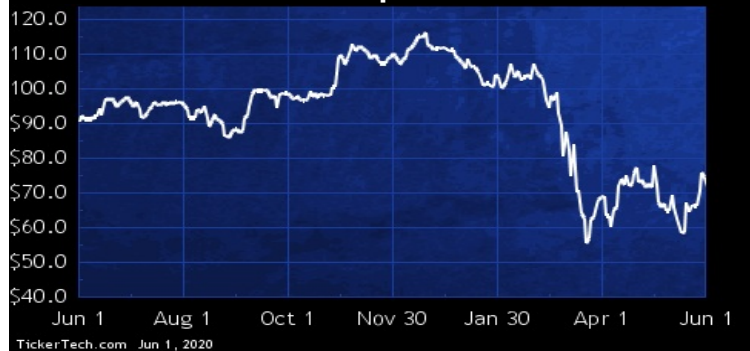
KALU DIVIDEND HISTORY



TickerTech.com May 30, 2020

KALU — 3.7% YIELD

Kaiser Aluminum Corp.

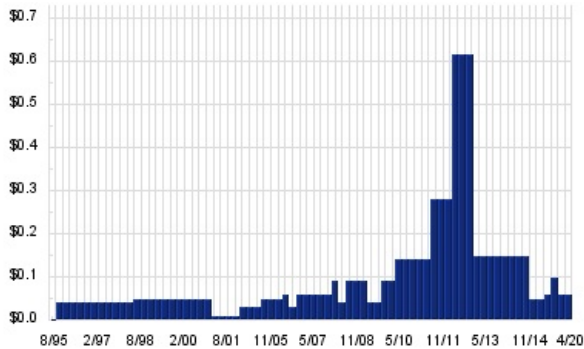


Kaiser Aluminum manufactures and sells semi-fabricated specialty aluminum mill products. Co.'s aerospace and high strength products include heat treat plate and sheet, hard alloy extruded shapes, cold finish rod and bar, drawn tube and billet used for a variety of end uses in the aerospace and defense industries. Automotive Extrusions consist of extruded aluminum products for several North American automotive applications. Co.'s general engineering products consists of 6000-series alloy plate, sheet, rod, bar, tube, wire and standard extruded shapes. Other products consist of extruded, drawn and cast billet aluminum products for a range of North American industrial end uses.

CLF — KEY STATS

Name:	Cleveland-Cliffs Inc (New)
Stock buyback:	CLF buyback
Website:	www.cliffsnaturalresources.com
Sector:	Non-Precious Metals & Non-Metallic Mining
Number of ETFs Holding CLF:	55 (see which ones)
Total Market Value Held by ETFs:	\$453,866,129
Total Market Capitalization:	\$2,168,000,000
% of Market Cap. Held by ETFs:	20.93%

CLF DIVIDEND HISTORY

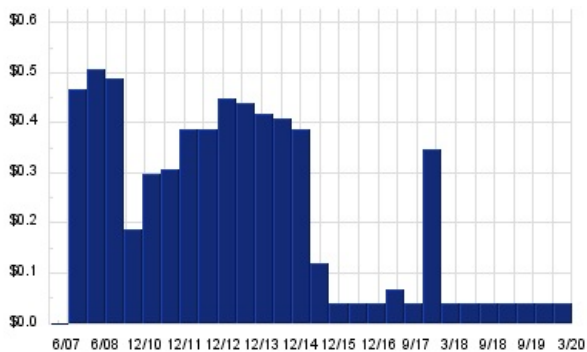


TickerTech.com May 30, 2020

TECK — KEY STATS

Name:	Teck Resources Ltd
Stock buyback:	TECK buyback
Website:	www.teck.com
Sector:	Metals & Mining
Number of ETFs Holding TECK:	3 (see which ones)
Total Market Value Held by ETFs:	\$3,622,092
Total Market Capitalization:	\$5,534,000,000
% of Market Cap. Held by ETFs:	0.07%

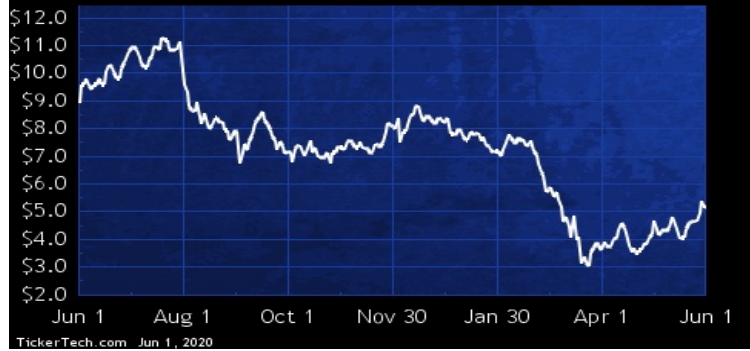
TECK DIVIDEND HISTORY



TickerTech.com May 31, 2020

CLF — 4.6% YIELD

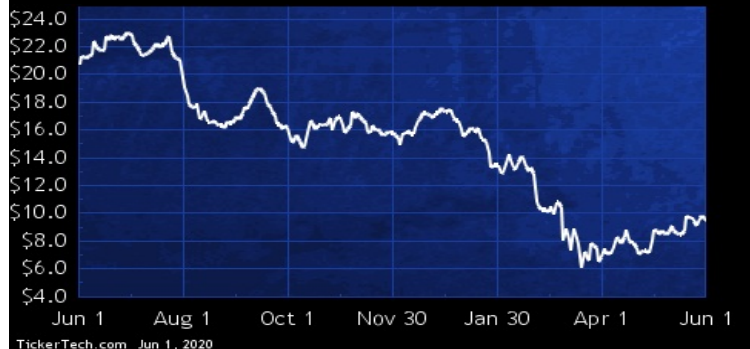
Cleveland-Cliffs Inc



Cleveland-Cliffs is an iron ore mining company. Co. is a supplier of iron ore pellets to the North American steel industry from its mines and pellet plants located in Michigan and Minnesota. Co. is organized according to its differentiated products. Co. has two segments: Mining and Pelletizing, which Co. is a main producer of iron ore pellets, primarily selling production from its Mining and Pelletizing segment to integrated steel companies in the U.S. and Canada; and Metallics, which constructing a Hot Briquetted Iron (HBI) production plant, whereby HBI is an iron alternative to scrap that, when used as a feedstock, allows an Electric Arc Furnace to produce valuable grades of steel.

TECK — 1.5% YIELD

Teck Resources Ltd

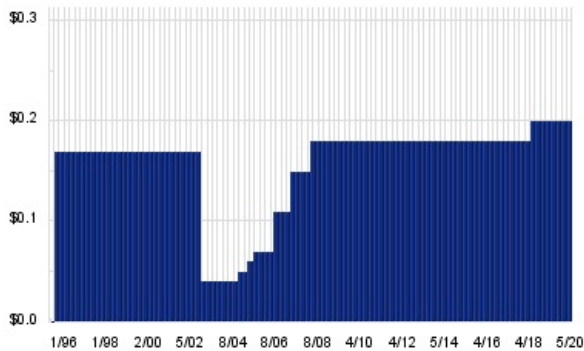


Teck Resources is engaged in mining and related activities including exploration, development, processing, smelting and refining. Co.'s major products are steelmaking coal, copper and zinc. Co. also produces precious metals, lead, molybdenum, electrical power, fertilizers and other metals. Co. also owns an interest in certain oil sands leases and have partnership interests in an oil sands development project and wind power project.

CRS — KEY STATS

Name:	Carpenter Technology Corp.
Stock buyback:	CRS buyback
Website:	www.cartech.com
Sector:	Non-Precious Metals & Non-Metallic Mining
Number of ETFs Holding CRS:	63 (see which ones)
Total Market Value Held by ETFs:	\$210,186,576
Total Market Capitalization:	\$1,231,000,000
% of Market Cap. Held by ETFs:	17.07%

CRS DIVIDEND HISTORY

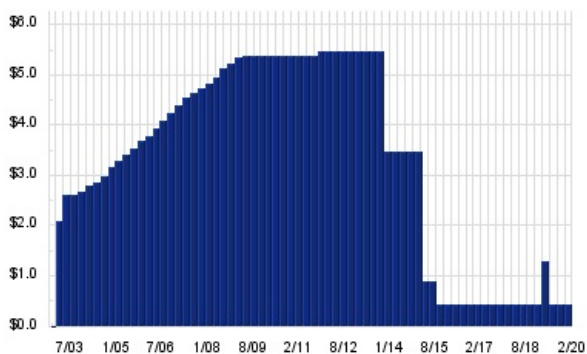


TickerTech.com May 31, 2020

NRP — KEY STATS

Name:	Natural Resource Partners LP
Website:	www.nrplp.com
Sector:	Metals & Mining
Number of ETFs Holding NRP:	2 (see which ones)
Total Market Value Held by ETFs:	\$1,718,188
Total Market Capitalization:	\$178,000,000
% of Market Cap. Held by ETFs:	0.97%

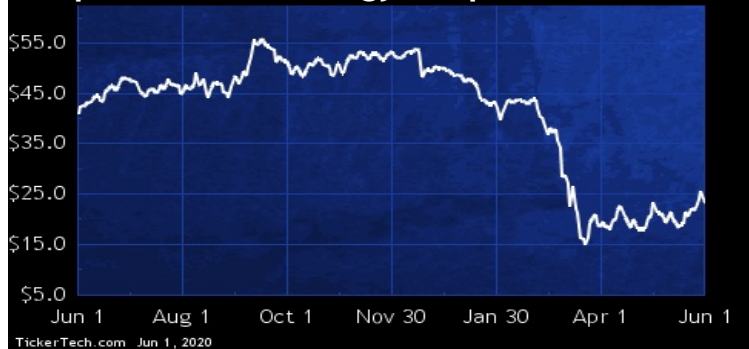
NRP DIVIDEND HISTORY



TickerTech.com May 30, 2020

CRS — 3.4% YIELD

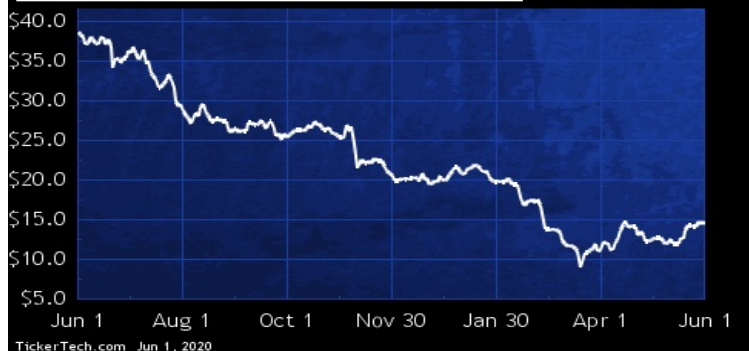
Carpenter Technology Corp.



Carpenter Technology is a producer and distributor of alloys, including titanium alloys, powder metals, stainless steels, alloy steels, and tool steels as well as drilling tools. Co.'s alloy-based materials and process solutions are used for applications in the aerospace, defense, transportation, energy, medical, industrial and consumer markets as well as additive manufacturing processes and soft magnetics applications. Co. also produces metal powders and parts. Co. has two business segments: Specialty Alloys Operations, which consists of Co.'s alloy and stainless steel manufacturing operations; and Performance Engineered Products, which consists of Co.'s differentiated operations.

NRP — 12.4% YIELD

Natural Resource Partners LP

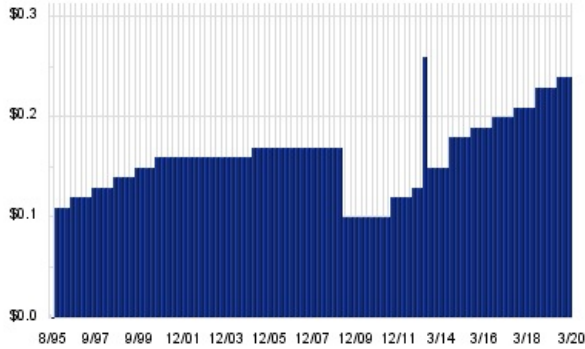


Natural Resource Partners owns, manages and leases a portfolio of mineral properties, including interests in coal, soda ash from trona and other natural resources. Co. has two segments: coal royalty and other, which consists primarily of coal royalty properties and coal related transportation and processing assets; and soda ash, which, via Ciner Resources LP, Co.'s operating partner, mines trona, processes it into soda ash, and distributes the soda ash both domestically and internationally into the glass and chemicals industries. Co.'s operations are conducted through its NRP (Operating) LLC subsidiary, and its operating assets are owned by its subsidiaries.

WOR — KEY STATS

Name:	Worthington Industries, Inc.
Stock buyback:	WOR buyback
Website:	www.worthingtonindustries.com
Sector:	Non-Precious Metals & Non-Metallic Mining
Number of ETFs Holding WOR:	62 (see which ones)
Total Market Value Held by ETFs:	\$211,829,370
Total Market Capitalization:	\$1,704,000,000
% of Market Cap. Held by ETFs:	12.43%

WOR DIVIDEND HISTORY

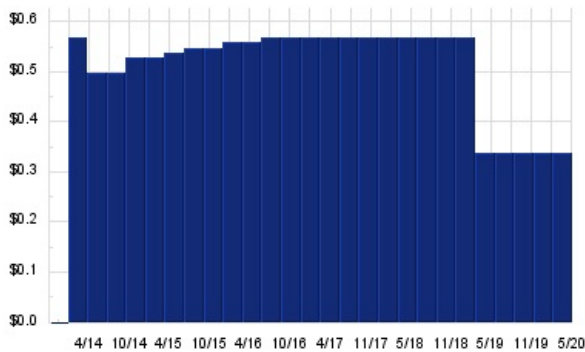


TickerTech.com May 31, 2020

CINR — KEY STATS

Name:	Ciner Resources LP
Website:	www.ciner.us.com
Sector:	Metals & Mining

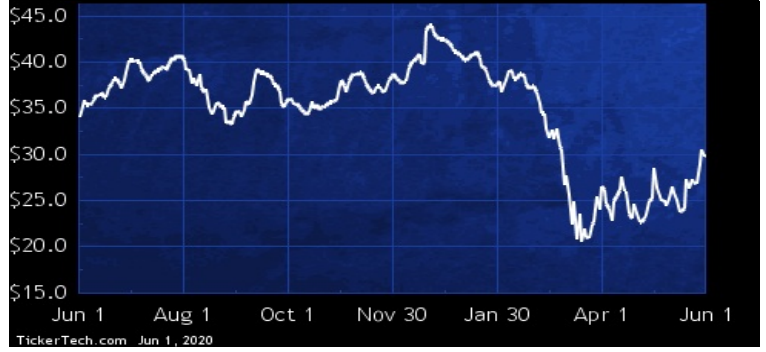
CINR DIVIDEND HISTORY



TickerTech.com May 30, 2020

WOR — 3.2% YIELD

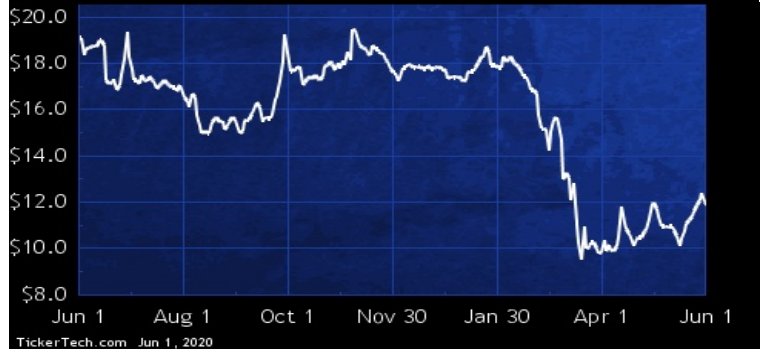
Worthington Industries, Inc.



Worthington Industries is a metals manufacturing company, focused on steel processing and manufactured metal products. Co. operates three segments: Steel Processing, which buys coils of steel from integrated steel mills and mini-mills and processes them to customer specifications; Pressure Cylinders, which manufactures and sells filled and unfilled pressure cylinders, tanks, hand torches, well water and expansion tanks, and oil and gas equipment with accessories and related products for end-use market applications; and Engineered Cabs, which designs and manufactures custom-engineered open and enclosed cabs and operator stations and custom fabrications and packaging for mobile equipment.

CINR — 11.4% YIELD

Ciner Resources LP



Ciner Resources is a holding company. Through its subsidiary, Ciner Wyoming LLC (Ciner Wyoming), Co. operates the trona ore mining and soda ash production business. Ciner Wyoming is a producer of soda ash, serving a global market from Co.'s facility in the Green River Basin of Wyoming. Trona, a soft mineral, is also known as sodium sesquicarbonate and consists primarily of sodium carbonate, or soda ash, sodium bicarbonate and water. Co. processes trona ore into soda ash, which is a raw material in flat glass, container glass, detergents, chemicals, paper and other consumer and industrial products.



Nothing in Dividend Channel is intended to be investment advice, nor does it represent the opinion of, counsel from, or recommendations by BNK Invest Inc. or any of its affiliates, subsidiaries or partners. None of the information contained herein constitutes a recommendation that any particular security, portfolio, transaction, or investment strategy is suitable for any specific person. All viewers agree that under no circumstances will BNK Invest, Inc., its subsidiaries, partners, officers, employees, affiliates, or agents be held liable for any loss or damage caused by your reliance on information obtained. By visiting, using or viewing this site, you agree to the following [Full Disclaimer & Terms of Service](#). Video widget and dividend videos powered by Market News Video. Quote data delayed at least 20 minutes; data powered by Ticker Technologies, and Mergent. [Contact Dividend Channel](#); [Meet Our Editorial Staff](#).