

## 10 Dividend Paying Metals Stocks

<http://www.metalschannel.com/>

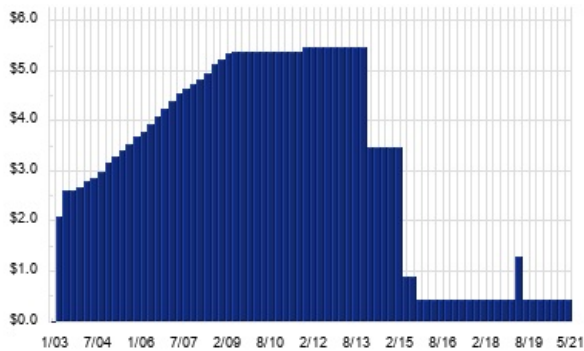
Metals Channel paired our coverage universe of metals stocks, with Dividend Channel's proprietary DividendRank formula, to bring you this list of 10 top ranked dividend paying metals stocks. The DividendRank formula considers a variety of data – dividend history & yield, book value, quarterly earnings – and compares it to the stock's trading data to come up with certain calculations about profitability and about the stock's valuation (whether we think it looks "cheap" or "expensive"). The result is this list of the top most "interesting" ideas that merit further research.



## NRP — KEY STATS

Name: Natural Resource Partners LP  
 Website: [www.nrplp.com](http://www.nrplp.com)  
 Sector: [Metals & Mining](#)

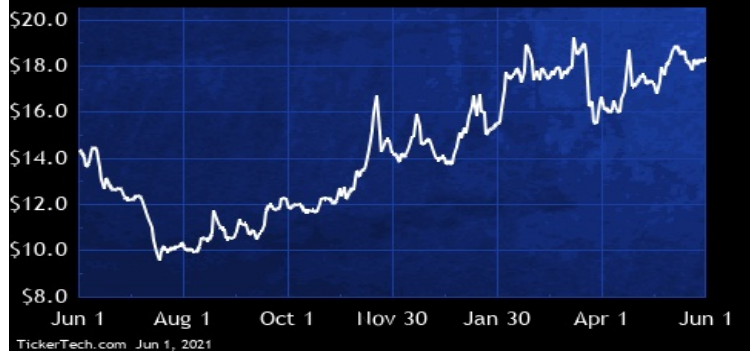
## NRP DIVIDEND HISTORY



TickerTech.com Jun 1, 2021

## NRP — 9.8% YIELD

### Natural Resource Partners LP

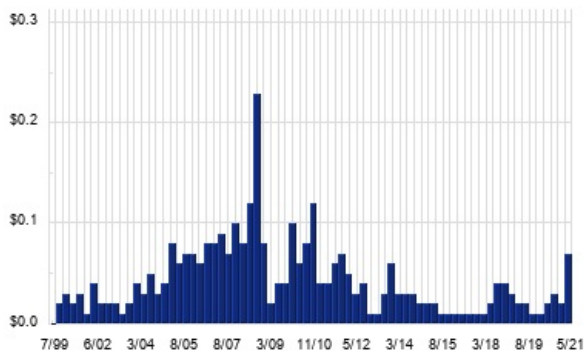


Natural Resource Partners owns, manages and leases a portfolio of mineral properties, including interests in coal and other natural resources and owns a non-controlling 49% interest in Ciner Wyoming LLC, a trona ore mining and soda ash production business. Co.'s business is organized into the following segments: Coal Royalty and Other, which consists primarily of coal royalty properties and coal-related transportation and processing assets; and Soda Ash, in which Ciner Resources LP, Co.'s operating partner, mines the trona, processes it into soda ash, and distributes the soda ash both domestically and internationally into the glass and chemicals industries.

## GGB — KEY STATS

Name: Gerdau S.A.  
 Website: [www.gerdau.com.br](http://www.gerdau.com.br)  
 Sector: [Non-Precious Metals & Non-Metallic Mining](#)  
 Number of ETFs Holding GGB: 11 ([see which ones](#))  
 Total Market Value Held by ETFs: \$71,708,710.76  
 Total Market Capitalization: \$6,486,000,000  
 % of Market Cap. Held by ETFs: 1.11%

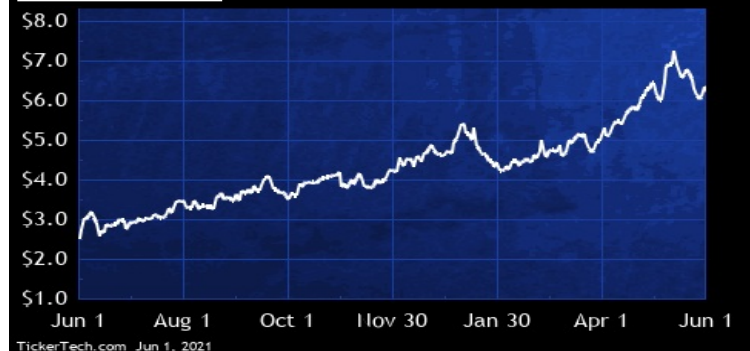
## GGB DIVIDEND HISTORY



TickerTech.com Jun 1, 2021

## GGB — 4.6% YIELD

### Gerdau S.A.

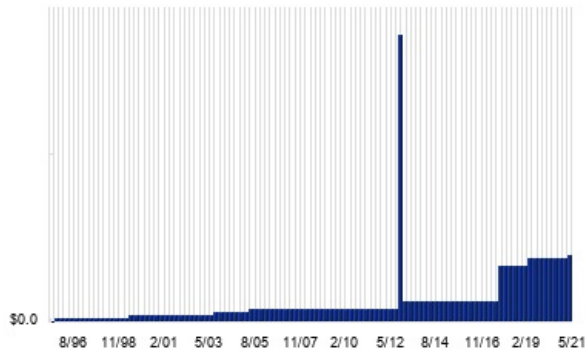


Gerdau is mainly focused on the production and commercialization of steel products in general. Co. operates steel mills that produce steel by direct iron ore reduction in blast furnaces and in electric arc furnaces. Its product mix includes crude steel (slabs, blooms and billets), which is sold to rolling plants; finished products for the construction industry, such as rebar, wire-rods, structural shapes, hot-rolled coils and heavy plates; finished industrial products, such as commercial rolled-steel bars, light profiles and wires; and agricultural products, such as stakes, smooth wire and barbed-wire. Co. also produces steel items.

## NC — KEY STATS

Name:	NACCO Industries Inc
Stock buyback:	NC buyback
Website:	<a href="http://www.nacco.com">www.nacco.com</a>
Sector:	Metals & Mining
Number of ETFs Holding NC:	17 (see which ones)
Total Market Value Held by ETFs:	\$9,856,524
Total Market Capitalization:	\$140,000,000
% of Market Cap. Held by ETFs:	7.04%

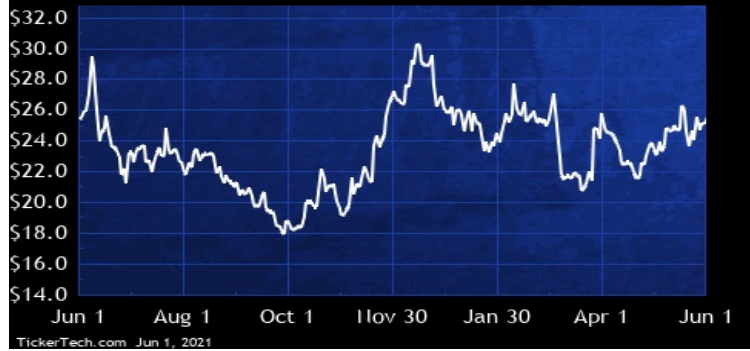
## NC DIVIDEND HISTORY



TickerTech.com Jun 1, 2021

## NC — 3.1% YIELD

### NACCO Industries Inc



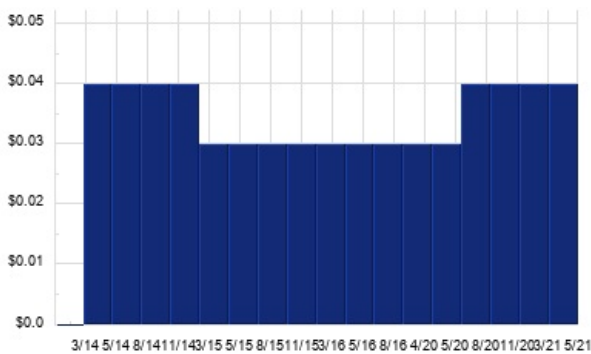
TickerTech.com Jun 1, 2021

NACCO Industries is a holding company. Through its subsidiaries Co. operates in the mining and natural resources industries. The Coal Mining segment operates surface coal mines under long-term contracts with power generation companies and activated carbon producers pursuant to a service-based business model. The North American Mining segment provides contract mining and other services for producers of aggregates, lithium and other minerals. This segment provides contract mining services for independently owned mines and quarries. NAMining operates primarily at limestone quarries in Florida. The minerals management segment promotes the development of Co.'s oil, gas and coal reserves.

## CGAU — KEY STATS

Name:	Centerra Gold Inc
Website:	<a href="http://www.centerragold.com">www.centerragold.com</a>
Sector:	Precious Metals

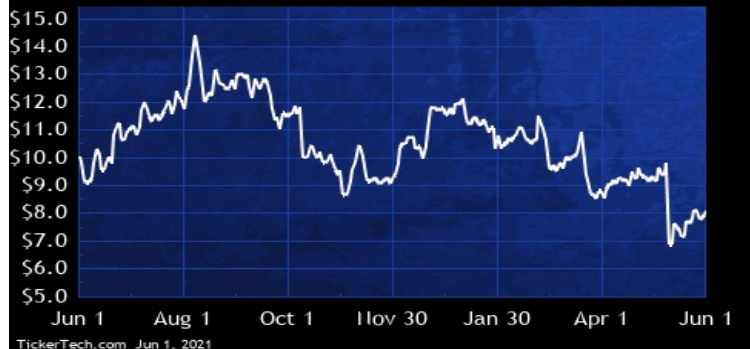
## CGAU DIVIDEND HISTORY



TickerTech.com Jun 1, 2021

## CGAU — 2.5% YIELD

### Centerra Gold Inc



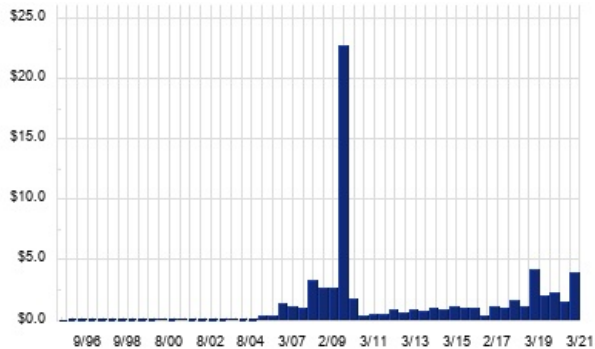
TickerTech.com Jun 1, 2021

Centerra Gold is a Canadian-based gold mining company focuses on operating, developing, exploring and acquiring gold properties.

## RIO — KEY STATS

Name:	Rio Tinto Plc
Website:	<a href="http://www.riotinto.com">www.riotinto.com</a>
Sector:	<a href="#">Metals &amp; Mining</a>
Number of ETFs Holding RIO:	6 ( <a href="#">see which ones</a> )
Total Market Value Held by ETFs:	\$39,185,601
Total Market Capitalization:	\$120,696,000,000
% of Market Cap. Held by ETFs:	0.03%

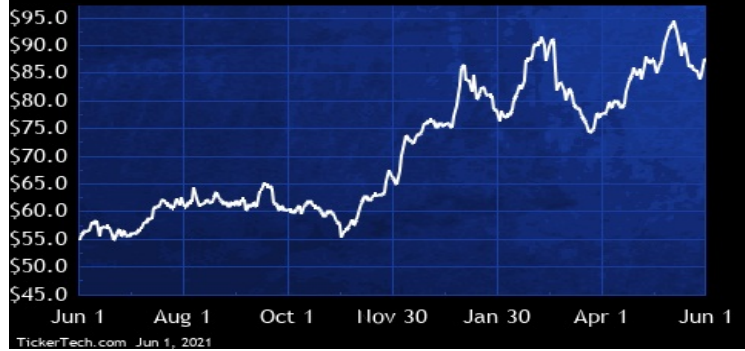
## RIO DIVIDEND HISTORY



TickerTech.com Jun 1, 2021

## RIO — 7.1% YIELD

### Rio Tinto Plc

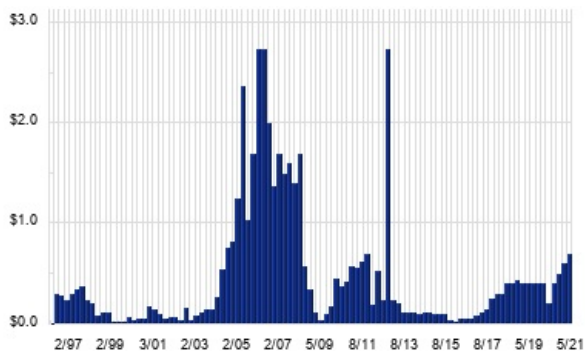


Rio Tinto is engaged in finding, mining and processing mineral resources. Co.'s major products are aluminium, copper, diamonds, gold, industrial minerals (borates, titanium dioxide and salt), iron ore and uranium. Co.'s four product groups include Iron Ore, Aluminium, Copper & Diamonds, and Energy & Minerals. Co. owns and operates the Oyu Tolgoi underground project in Mongolia, the Resolution Copper Project in Arizona, United States, the Gudai-Darri project and the Winu project in Western Australia, Australia, the Simandou project in Guinea, and the Jadar project in Serbia.

## SCCO — KEY STATS

Name:	Southern Copper Corp
Website:	<a href="http://www.southerncoppercorp.com">www.southerncoppercorp.com</a>
Sector:	<a href="#">Non-Precious Metals &amp; Non-Metallic Mining</a>
Number of ETFs Holding SCCO:	47 ( <a href="#">see which ones</a> )
Total Market Value Held by ETFs:	\$310,843,324.84
Total Market Capitalization:	\$53,489,000,000
% of Market Cap. Held by ETFs:	0.58%

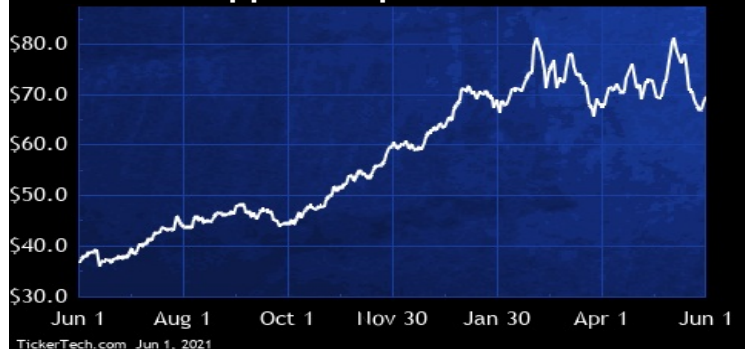
## SCCO DIVIDEND HISTORY



TickerTech.com Jun 1, 2021

## SCCO — 4.0% YIELD

### Southern Copper Corp

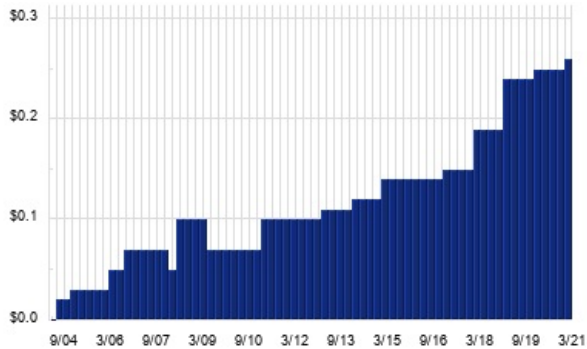


Southern Copper is a copper producer. Co.'s mining, smelting and refining facilities are located in Peru and Mexico and Co. conducts exploration activities in those countries and in Argentina, Chile and Ecuador. Co.'s Peruvian copper operations involve mining, milling and flotation of copper ore to produce copper concentrates and molybdenum concentrates; the smelting of copper concentrates to produce blister and anode copper; and the refining of anode copper to produce copper cathodes. Co.'s Mexican operations are conducted through its subsidiary, Minera Mexico, S.A. de C.V., which engages primarily in the mining and processing of copper, molybdenum, zinc, silver, gold and lead.

## STLD – KEY STATS

Name:	Steel Dynamics Inc.
Stock buyback:	STLD buyback
Website:	<a href="http://www.steeldynamics.com">www.steeldynamics.com</a>
Sector:	Non-Precious Metals & Non-Metallic Mining
Number of ETFs Holding STLD:	81 ( <a href="#">see which ones</a> )
Total Market Value Held by ETFs:	\$2,208,730,572.48
Total Market Capitalization:	\$13,087,000,000
% of Market Cap. Held by ETFs:	16.88%

## STLD DIVIDEND HISTORY

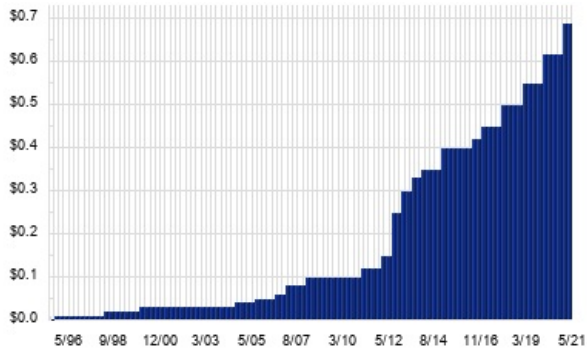


TickerTech.com Jun 1, 2021

## RS – KEY STATS

Name:	Reliance Steel & Aluminum Co.
Website:	<a href="http://www.rsac.com">www.rsac.com</a>
Sector:	Non-Precious Metals & Non-Metallic Mining
Number of ETFs Holding RS:	85 ( <a href="#">see which ones</a> )
Total Market Value Held by ETFs:	\$1,930,439,660.72
Total Market Capitalization:	\$10,723,000,000
% of Market Cap. Held by ETFs:	18.00%

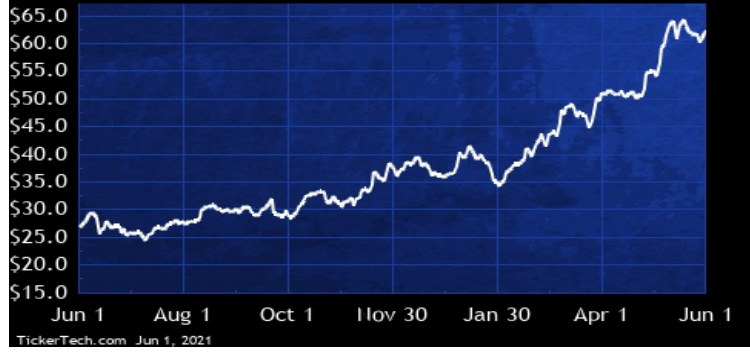
## RS DIVIDEND HISTORY



TickerTech.com Jun 1, 2021

## STLD – 1.7% YIELD

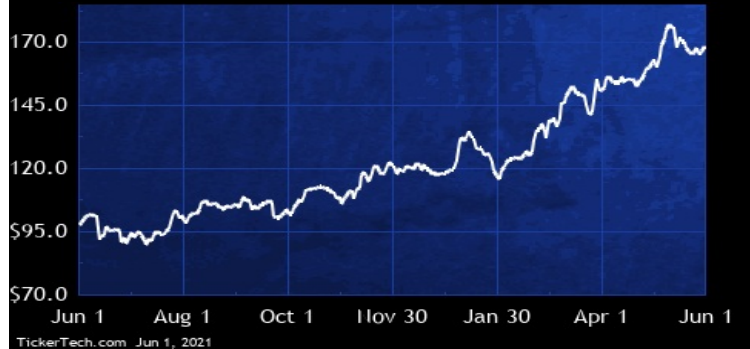
### Steel Dynamics Inc.



Steel Dynamics is a steel producer and metal recycler. Co. manufactures and sells steel products, processes and sells recycled ferrous and nonferrous metals, and fabricates and sells steel joists and deck products. Co. has three segments: Steel, which produces steel from ferrous scrap and scrap substitutes, utilizing continuous casting, automated rolling mills and several steel coating and processing lines, and Iron Dynamics; metals recycling, which involves the purchase, processing, and resale of ferrous and nonferrous scrap metals into reusable forms and grades; and steel fabrication, which produces steel building components, including steel joists, girders, trusses, and steel deck.

## RS – 1.6% YIELD

### Reliance Steel & Aluminum Co.

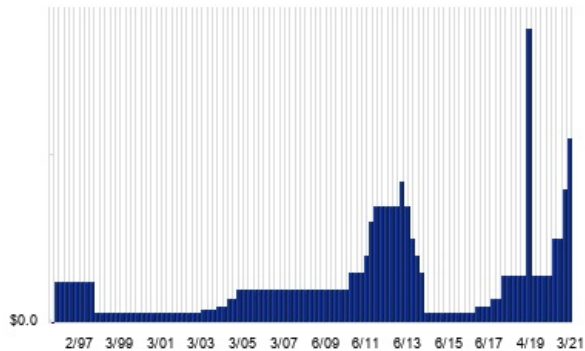


Reliance Steel & Aluminum is a metals service center company. Co. provides metals processing services and distributes a line of metal products, including alloy, aluminum, brass, copper, carbon steel, stainless steel, titanium and specialty steel products, to its customers in a range of industries, including general manufacturing, non-residential construction (including infrastructure), transportation (rail, truck trailer and shipbuilding), aerospace and defense, energy (oil and natural gas), electronics and semiconductor fabrication, and heavy industry (agricultural, construction and mining equipment). Co. also services the auto industry, primary through its toll processing operations.

## NEM — KEY STATS

Name:	Newmont Corp
Website:	<a href="http://www.newmont.com">www.newmont.com</a>
Sector:	<u>Precious Metals</u>
Number of ETFs Holding NEM:	124 ( <a href="#">see which ones</a> )
Total Market Value Held by ETFs:	\$10,945,678,390.3
Total Market Capitalization:	\$58,557,000,000
% of Market Cap. Held by ETFs:	18.69%

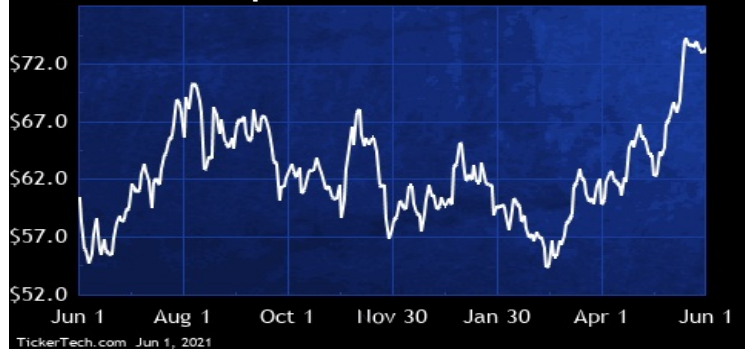
## NEM DIVIDEND HISTORY



TickerTech.com Jun 1, 2021

## NEM — 3.0% YIELD

### Newmont Corp

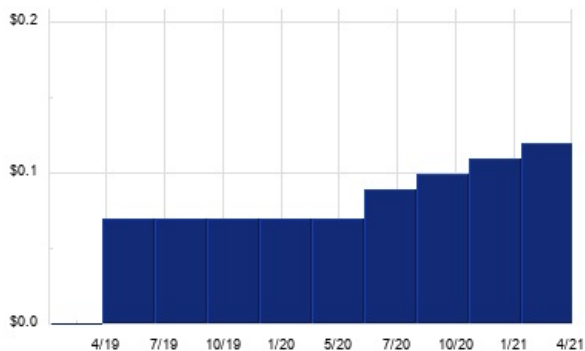


Newmont is primarily a gold producer with operations and/or assets in the United States, Canada, Mexico, Dominican Republic, Peru, Suriname, Argentina, Chile, Australia and Ghana. Co. is also engaged in the production of copper, silver, lead and zinc. Co.'s operations are organized in five geographic regions; North America, South America, Australia, Africa and Nevada.

## CMCL — KEY STATS

Name:	Caledonia Mining Corporation PLC
Website:	<a href="http://www.caledoniamining.com">www.caledoniamining.com</a>
Sector:	<u>Precious Metals</u>
Number of ETFs Holding CMCL:	10 ( <a href="#">see which ones</a> )
Total Market Value Held by ETFs:	\$12,966,922
Total Market Capitalization:	\$177,000,000
% of Market Cap. Held by ETFs:	7.33%

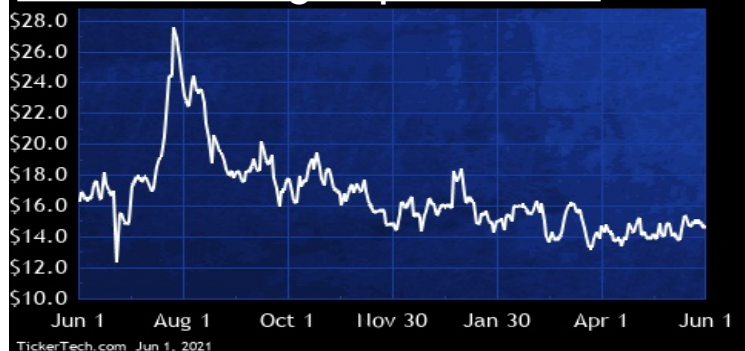
## CMCL DIVIDEND HISTORY



TickerTech.com Jun 1, 2021

## CMCL — 3.3% YIELD

### Caledonia Mining Corporation PLC



Caledonia Mining is primarily focusing on the operation of a gold mine and the exploration and development of mineral properties for precious metals. Co.'s activities are focused on Blanket Mine in Zimbabwe. Zimbabwe and South Africa describe the operations of Co.'s reportable segments. The Zimbabwe operating segment comprises Caledonia Holdings Zimbabwe Limited and subsidiaries. The South Africa geographical segment comprises sales made by Co.'s subsidiary, Caledonia Mining South Africa Proprietary Limited, to the Blanket Mine.



Nothing in Dividend Channel is intended to be investment advice, nor does it represent the opinion of, counsel from, or recommendations by BNK Invest Inc. or any of its affiliates, subsidiaries or partners. None of the information contained herein constitutes a recommendation that any particular security, portfolio, transaction, or investment strategy is suitable for any specific person. All viewers agree that under no circumstances will BNK Invest, Inc., its subsidiaries, partners, officers, employees, affiliates, or agents be held liable for any loss or damage caused by your reliance on information obtained. By visiting, using or viewing this site, you agree to the following [Full Disclaimer & Terms of Service](#). Video widget and dividend videos powered by Market News Video. Quote data delayed at least 20 minutes; data powered by Ticker Technologies, and Mergent. [Contact Dividend Channel](#); [Meet Our Editorial Staff](#).