

## 10 Dividend Paying Metals Stocks

<http://www.metalschannel.com/>

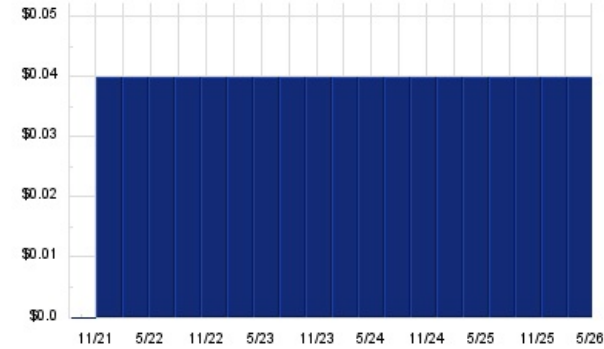
Metals Channel paired our coverage universe of metals stocks, with Dividend Channel's proprietary DividendRank formula, to bring you this list of 10 top ranked dividend paying metals stocks. The DividendRank formula considers a variety of data – dividend history & yield, book value, quarterly earnings – and compares it to the stock's trading data to come up with certain calculations about profitability and about the stock's valuation (whether we think it looks "cheap" or "expensive"). The result is this list of the top most "interesting" ideas that merit further research.



## TRS — KEY STATS

Name:	TriMas Corp (New)
Stock buyback:	<a href="#">TRS buyback</a>
Website:	<a href="http://www.trimascorp.com">www.trimascorp.com</a>
Sector:	<a href="#">Metals Fabrication &amp; Products</a>
Number of ETFs Holding TRS:	64 ( <a href="#">see which ones</a> )

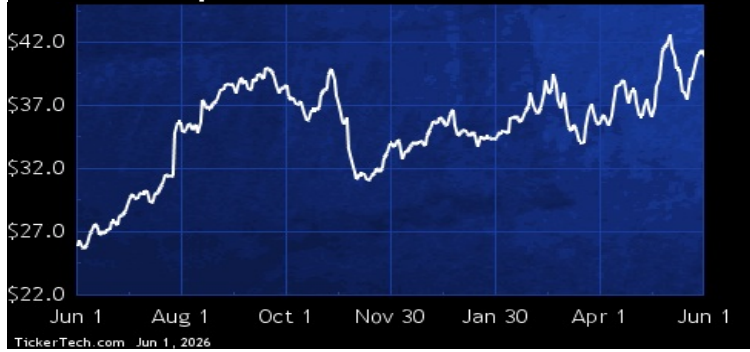
## TRS DIVIDEND HISTORY



TickerTech.com Jun 1, 2026

## TRS — 0.4% YIELD

### TriMas Corp

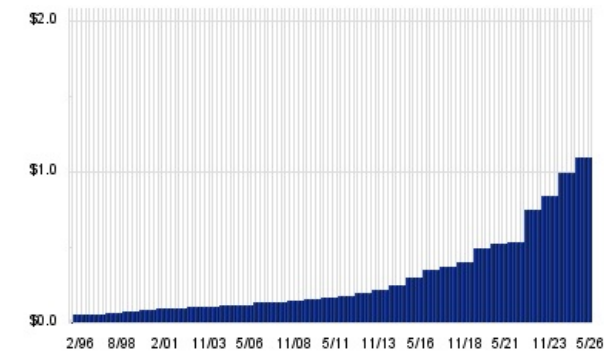


TriMas Corporation manufactures a diverse set of products primarily for the consumer products, aerospace and industrial markets through its TriMas Packaging, TriMas Aerospace and Specialty Products groups. The company's segments include Packaging, Aerospace and Specialty Products. For TriMas Corporation, the dividend data below highlights TRS dividend history, from historical payout amounts to ex-dividend dates and yield information. Use this page to review TRS historical dividends alongside current yield, estimated next dividend timing and dividend growth rate information.

## CSL — KEY STATS

Name:	Carlisle Companies Inc.
Stock buyback:	<a href="#">CSL buyback</a>
Website:	<a href="http://www.carlisle.com">www.carlisle.com</a>
Sector:	<a href="#">Metals Fabrication &amp; Products</a>
Number of ETFs Holding CSL:	184 ( <a href="#">see which ones</a> )

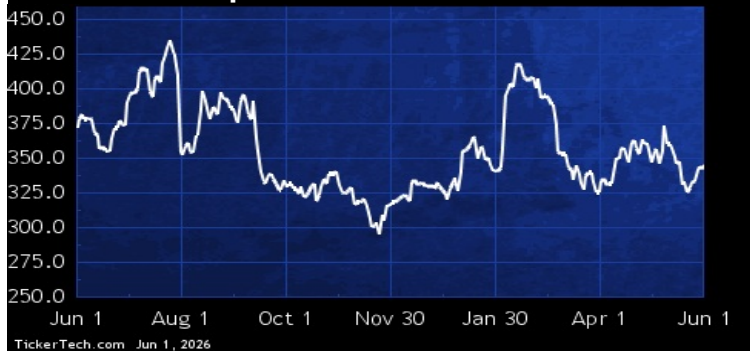
## CSL DIVIDEND HISTORY



TickerTech.com Jun 1, 2026

## CSL — 1.3% YIELD

### Carlisle Companies Inc.



Carlisle Companies Incorporated is a manufacturer and supplier of building envelope products and solutions that enable energy efficiency in buildings. The company operates through two segments: Carlisle Construction Materials (CCM) and Carlisle Weatherproofing Technologies (CWT). The CSL dividend history below adds context to Carlisle Companies Incorporated's income profile, showing historical dividend payments, ex-dividend dates, payout amounts and dividend yield data. Together, the profile and dividend table put CSL dividend data in context, including historical payouts, yield information, next dividend date projections and dividend growth trends.

## SLGN — KEY STATS

Name:	Silgan Holdings Inc
Stock buyback:	<a href="#">SLGN buyback</a>
Website:	<a href="http://www.silganholdings.com">www.silganholdings.com</a>
Sector:	<a href="#">Metals Fabrication &amp; Products</a>
Number of ETFs Holding SLGN:	101 ( <a href="#">see which ones</a> )

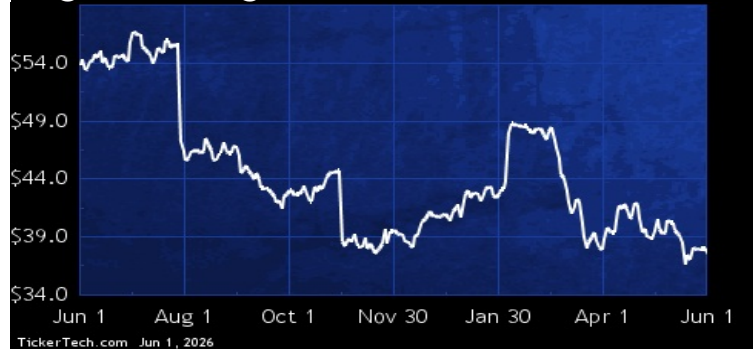
## SLGN DIVIDEND HISTORY



TickerTech.com Jun 1, 2026

## SLGN — 2.2% YIELD

### Silgan Holdings Inc

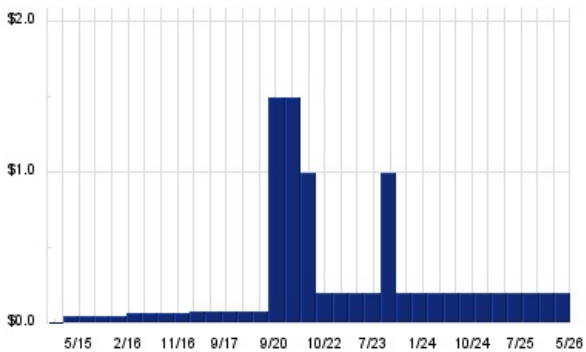


Silgan Holdings Inc. is a manufacturer of sustainable rigid packaging solutions for essential consumer goods products. The company's segments include dispensing and specialty closures, metal containers and custom containers. The dividend section below turns Silgan Holdings Inc.'s payout record into an easy-to-scan SLGN dividend history, with dates, amounts and yield data. Related sections also connect SLGN dividend history with current yield, next dividend date projections and dividend growth rate data.

## GOLD — KEY STATS

Name:	Gold.com Inc
Stock buyback:	<a href="#">GOLD buyback</a>
Website:	<a href="http://www.amark.com">www.amark.com</a>
Sector:	<a href="#">Precious Metals</a>
Number of ETFs Holding GOLD:	60 ( <a href="#">see which ones</a> )

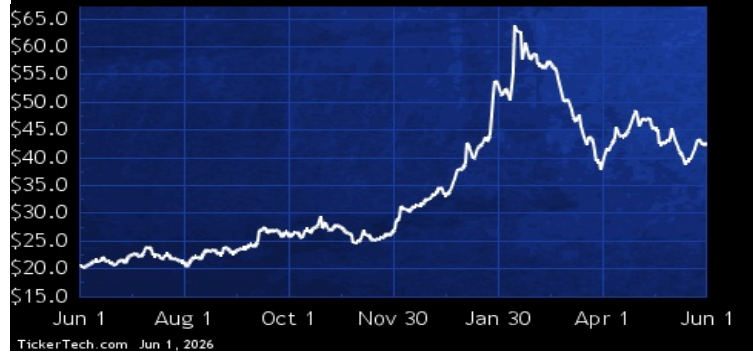
## GOLD DIVIDEND HISTORY



TickerTech.com Jun 1, 2026

## GOLD — 1.9% YIELD

### Gold.com Inc

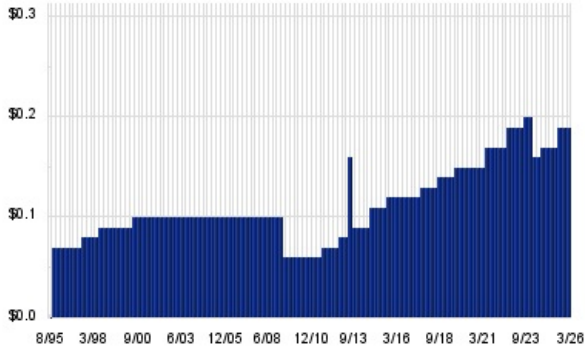


A-Mark Precious Metals, Inc. is a fully integrated precious metals platform. The company offers an array of gold, silver, platinum, palladium, and copper bullion, numismatic coins, and related products to wholesale and retail customers. The dividend section below turns A-Mark Precious Metals, Inc.'s payout record into an easy-to-scan GOLD dividend history, with dates, amounts and yield data. Together, the profile and dividend table put GOLD dividend data in context, including historical payouts, yield information, next dividend date projections and dividend growth trends.

## WOR — KEY STATS

Name:	Worthington Enterprises Inc
Stock buyback:	<a href="#">WOR buyback</a>
Website:	<a href="http://www.worthingtonindustries.com">www.worthingtonindustries.com</a>
Sector:	<a href="#">Non-Precious Metals &amp; Non-Metallic Mining</a>
Number of ETFs Holding WOR:	91 ( <a href="#">see which ones</a> )

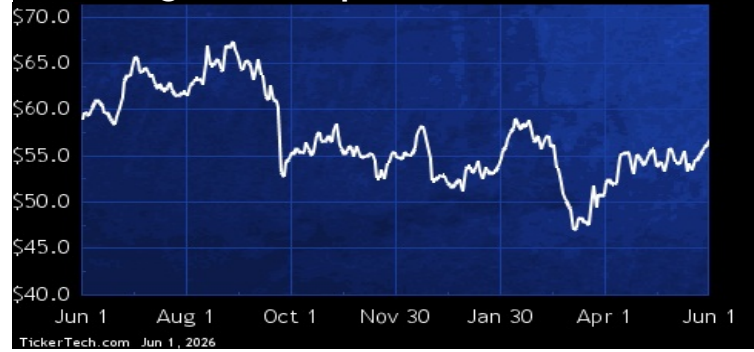
## WOR DIVIDEND HISTORY



TickerTech.com Jun 1, 2026

## WOR — 1.3% YIELD

### Worthington Enterprises Inc

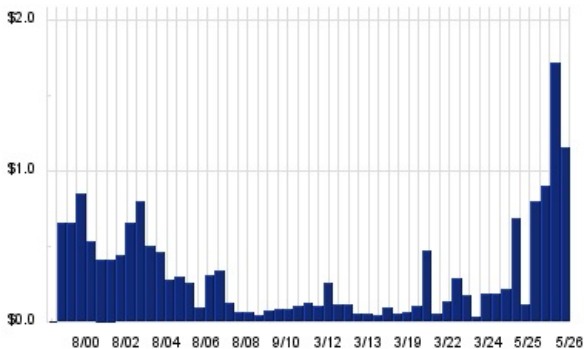


Worthington Enterprises, Inc. is a designer and manufacturer of brands that enable people to live safer, healthier and more expressive lives. The company operates through two primary business segments: building products and consumer products. For investors following Worthington Enterprises, Inc., the WOR dividend history table and chart summarize historical dividends, ex-dividend dates, payout amounts and yield information. The chart, table and quick links help compare WOR historical dividends with current yield, projected payout timing and dividend growth trends.

## AU — KEY STATS

Name:	AngloGold Ashanti plc
Website:	<a href="http://www.anglogoldashanti.com">www.anglogoldashanti.com</a>
Sector:	<a href="#">Precious Metals</a>
Number of ETFs Holding AU:	99 ( <a href="#">see which ones</a> )

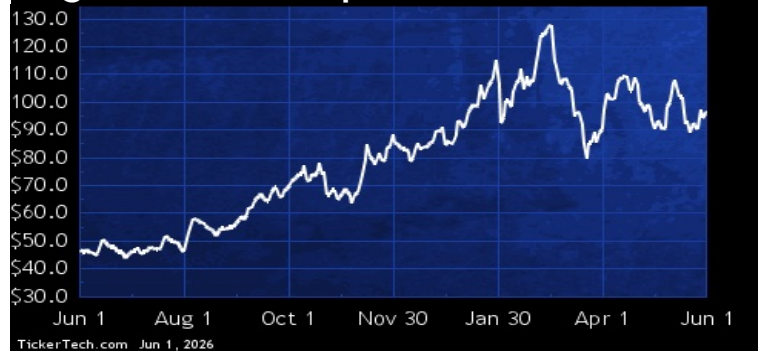
## AU DIVIDEND HISTORY



TickerTech.com Jun 1, 2026

## AU — 4.8% YIELD

### AngloGold Ashanti plc



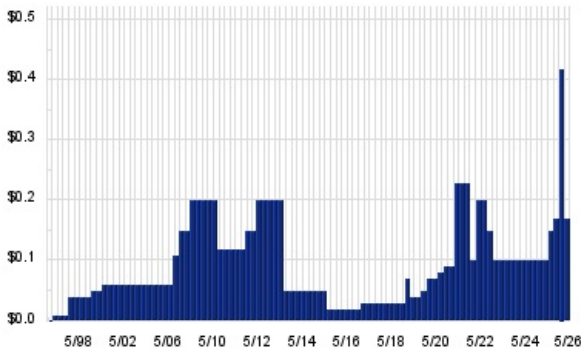
AngloGold Ashanti (Pty) Ltd is a South Africa-based company. The company is an independent, global gold mining company with a diverse portfolio of operations, projects, and exploration activities across nine countries on four continents. The AU dividend history on this page shows how AngloGold Ashanti (Pty) Ltd distributions have changed over time, including payout dates, amounts and yield data. The chart, table and quick links help compare AU historical dividends with current yield, projected payout timing and dividend growth trends.

 Preferred: [AU.PRA](#)

## B — KEY STATS

Name:	Barrick Mining Corp
Stock buyback:	<a href="#">B buyback</a>
Website:	<a href="http://www.barrick.com">www.barrick.com</a>
Sector:	Precious Metals
Number of ETFs Holding B:	34 ( <a href="#">see which ones</a> )

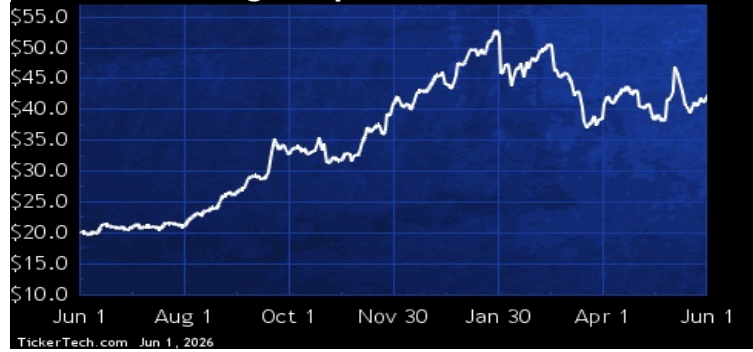
## B DIVIDEND HISTORY



TickerTech.com Jun 1, 2026

## B — 1.6% YIELD

### Barrick Mining Corp



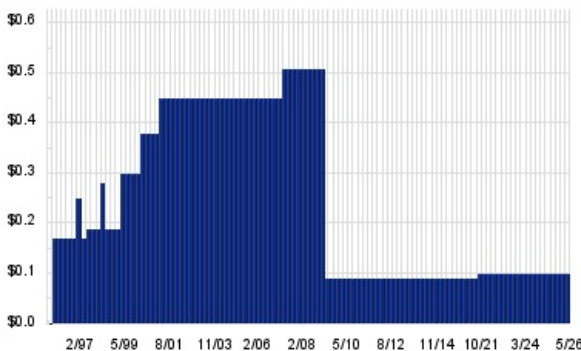
TickerTech.com Jun 1, 2026

Barrick Gold Corporation is a Canada-based gold and copper producer, which is engaged in the production and sale of gold and copper, as well as related activities, such as exploration and mine development. It has ownership interests in producing gold mines that are located in Argentina, Canada, Cote d'Ivoire, the Democratic Republic of the Congo, the Dominican Republic, Mali, Tanzania and the U.S. For investors following Barrick Gold Corporation, the B dividend history table and chart summarize historical dividends, ex-dividend dates, payout amounts and yield information. The chart, table and quick links help compare B historical dividends with current yield, projected payout timing and dividend growth trends.

## AA — KEY STATS

Name:	Alcoa Corporation
Website:	<a href="http://www.alcoa.com">www.alcoa.com</a>
Sector:	Non-Precious Metals & Non-Metallic Mining
Number of ETFs Holding AA:	150 ( <a href="#">see which ones</a> )

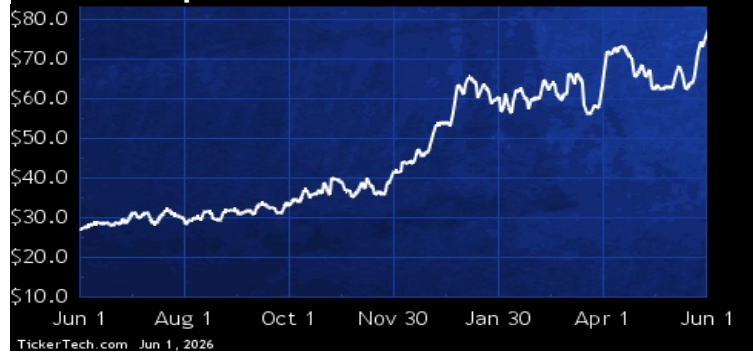
## AA DIVIDEND HISTORY



TickerTech.com May 31, 2026

## AA — 0.5% YIELD

### Alcoa Corporation



TickerTech.com Jun 1, 2026

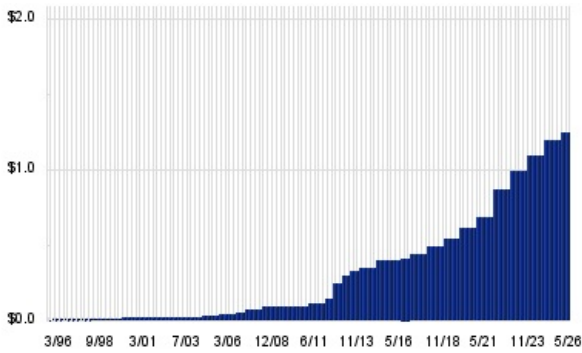
Alcoa Corporation is a vertically integrated aluminum company, which is engaged in bauxite mining, alumina refining, aluminum production (smelting and casting) and energy generation. Its Alumina segment consists of its worldwide refining system, which processes bauxite into alumina. Below, AA dividend history is shown with historical distributions, ex-dividend dates and payout amounts for Alcoa Corporation. Together, the profile and dividend table put AA dividend data in context, including historical payouts, yield information, next dividend date projections and dividend growth trends.

 **Preferreds:** [ARNC.PR](#), [ARNC.PRB](#)

## RS — KEY STATS

Name:	Reliance Inc
Website:	<a href="http://www.rsac.com">www.rsac.com</a>
Sector:	Non-Precious Metals & Non-Metallic Mining
Number of ETFs Holding RS:	181 ( <a href="#">see which ones</a> )

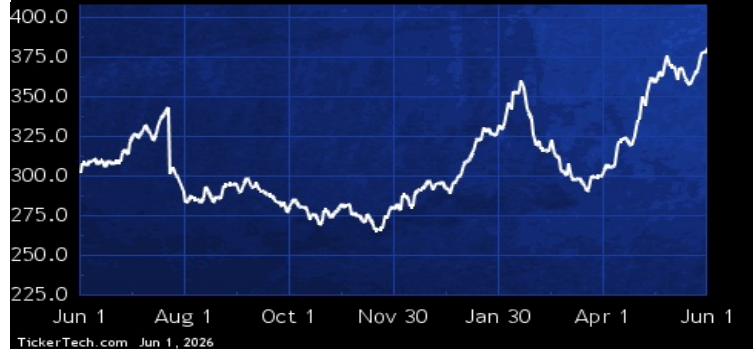
## RS DIVIDEND HISTORY



TickerTech.com Jun 1, 2026

## RS — 1.3% YIELD

### Reliance Inc



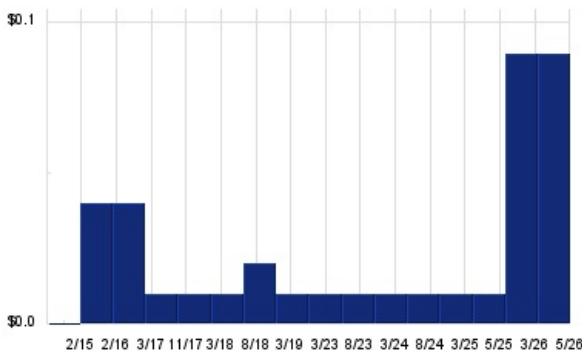
TickerTech.com Jun 1, 2026

Reliance, Inc. is a diversified metal solutions provider and has a metals service center company in North America. The company provides value-added metals processing services and distributes a full line of over 100,000 metal products, including alloy, aluminum, brass, copper, carbon steel, stainless steel, titanium, specialty carbon and alloy steel plate and round bar and specialty steel products. The RS dividend history below adds context to Reliance, Inc.'s income profile, showing historical dividend payments, ex-dividend dates, payout amounts and dividend yield data. Together, the profile and dividend table put RS dividend data in context, including historical payouts, yield information, next dividend date projections and dividend growth trends.

## OGC — KEY STATS

Name:	OceanaGold Corp
Website:	<a href="http://www.oceanagold.com">www.oceanagold.com</a>
Sector:	Precious Metals
Number of ETFs Holding OGC:	5 ( <a href="#">see which ones</a> )

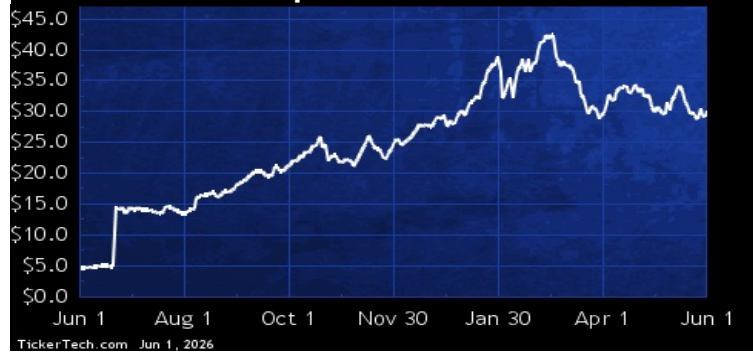
## OGC DIVIDEND HISTORY



TickerTech.com Jun 1, 2026

## OGC — 1.2% YIELD

### OceanaGold Corp



TickerTech.com Jun 1, 2026

OceanaGold is engaged in the exploration, development and operation of gold and other mineral mining activities. The company operates one open cut gold mine and two underground mines in New Zealand. For investors following OceanaGold, the OGC dividend history table and chart summarize historical dividends, ex-dividend dates, payout amounts and yield information. The chart, table and quick links help compare OGC historical dividends with current yield, projected payout timing and dividend growth trends.



Nothing in Dividend Channel is intended to be investment advice, nor does it represent the opinion of, counsel from, or recommendations by BNK Invest Inc. or any of its affiliates, subsidiaries or partners. None of the information contained herein constitutes a recommendation that any particular security, portfolio, transaction, or investment strategy is suitable for any specific person. All viewers agree that under no circumstances will BNK Invest, Inc., its subsidiaries, partners, officers, employees, affiliates, or agents be held liable for any loss or damage caused by your reliance on information obtained. By visiting, using or viewing this site, you agree to the following [Full Disclaimer & Terms of Service](#). Video widget and dividend videos powered by Market News Video. Quote data delayed at least 20 minutes; data powered by Ticker Technologies, and Mergent. [Contact Dividend Channel](#); [Meet Our Editorial Staff](#).