

10 Dividend Paying Metals Stocks

<http://www.metalschannel.com/>

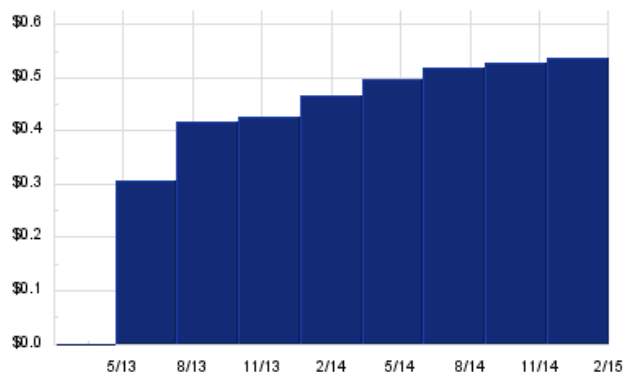
Metals Channel paired our coverage universe of metals stocks, with Dividend Channel's proprietary DividendRank formula, to bring you this list of 10 top ranked dividend paying metals stocks. The DividendRank formula considers a variety of data – dividend history & yield, book value, quarterly earnings – and compares it to the stock's trading data to come up with certain calculations about profitability and about the stock's valuation (whether we think it looks "cheap" or "expensive"). The result is this list of the top most "interesting" ideas that merit further research.



SXCP — Key Stats

Name:	SunCoke Energy Partners LP
Website:	www.sxcpartners.com
Sector:	Metals Fabrication & Products
Number of ETFs Holding SXCP:	1 (see which ones)
Total Market Value Held by ETFs:	\$69,666
Total Market Capitalization:	\$542,000,000
% of Market Cap. Held by ETFs:	0.01%

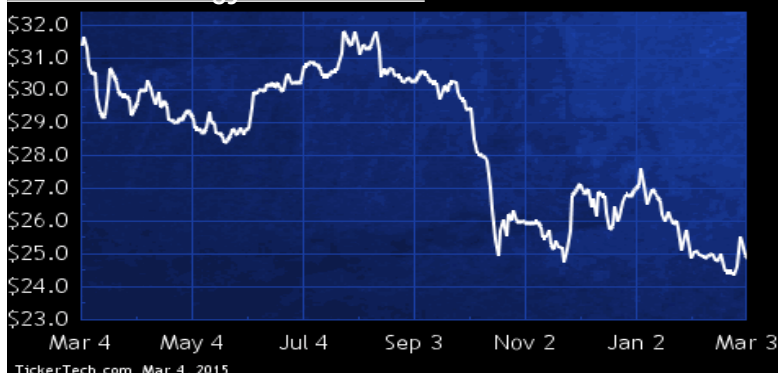
SXCP Dividend History



TickerTech.com Mar 4, 2015

SXCP — 8.7% Yield

SunCoke Energy Partners LP

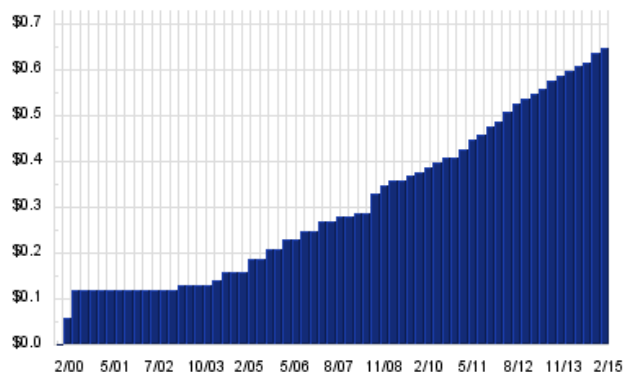


SunCoke Energy Partners manufactures coke used in the blast furnace production of steel. Co.'s cokemaking ovens utilizes heat recovery technology designed to combust the coal's volatile components liberated during the cokemaking process and use the resulting heat to create steam or electricity for sale. Co. has two segments: Domestic Coke, which consists of its Haverhill Coke Company LLC and Middletown Coke Company, LLC cokemaking and heat recovery operations located in Franklin Furnace, OH and Middletown, OH, respectively; and Coal Logistics, which consists of its coal handling and blending service operations in East Chicago, IN; Ceredo, WV; Belle, WV; and Catlettsburg, KY.

ARLP — Key Stats

Name:	Alliance Resource Partners LP
Website:	www.arlp.com
Sector:	Metals & Mining
Number of ETFs Holding ARLP:	7 (see which ones)
Total Market Value Held by ETFs:	\$27,727,872
Total Market Capitalization:	\$2,851,000,000
% of Market Cap. Held by ETFs:	0.97%

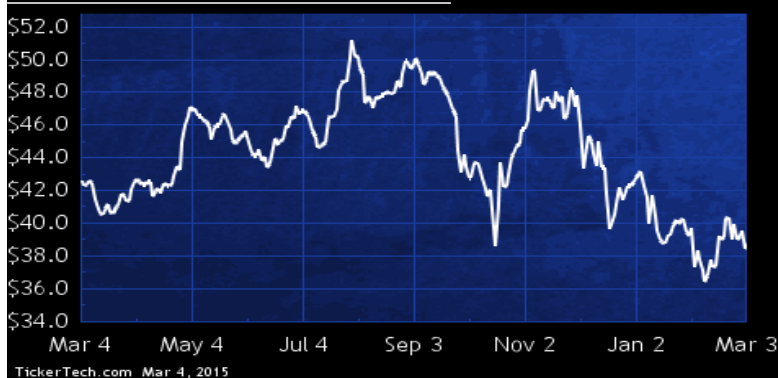
ARLP Dividend History



TickerTech.com Mar 4, 2015

ARLP — 6.7% Yield

Alliance Resource Partners LP

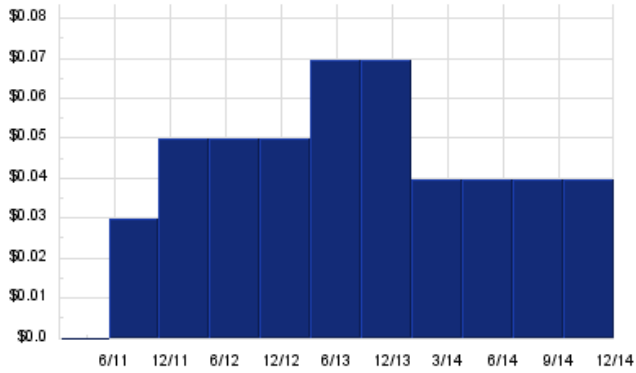


Alliance Resource Partners is a producer and marketer of a range of steam coals with varying sulfur and heat contents primarily to U.S. utilities and industrial users. In addition, Co. develops and markets additional services, which include ash and scrubber sludge removal, coal yard maintenance and arranging alternate transportation services. As of Dec 31 2013, Co. operated 10 underground mining complexes in Illinois, Indiana, Kentucky, Maryland, and West Virginia. Also, at Dec 31 2013, Co. had approximately 1.10 billion tons of coal reserves in Illinois, Indiana, Kentucky, Maryland and West Virginia.

NSU — Key Stats

Name:	Nevsun Resources Ltd.
Website:	www.nevsun.com
Sector:	Precious Metals
Number of ETFs Holding NSU:	3 (see which ones)
Total Market Value Held by ETFs:	\$1,022,812
Total Market Capitalization:	\$707,000,000
% of Market Cap. Held by ETFs:	0.14%

NSU Dividend History



TickerTech.com Mar 4, 2015

NSU — 4.6% Yield

Nevsun Resources Ltd.

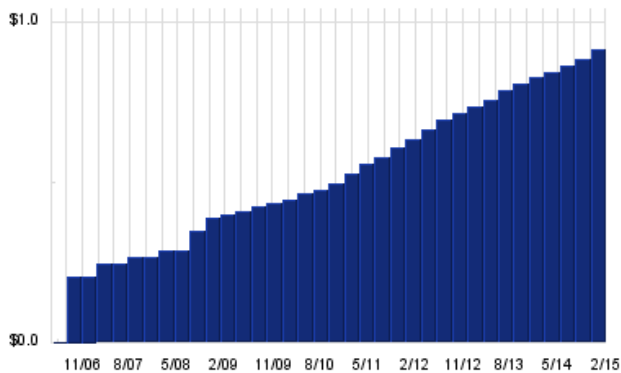


Nevsun Resources is engaged in the acquisition, exploration, development, extraction and production of gold and base metals mineral resources in Africa.

AHGP — Key Stats

Name:	Alliance Holdings Group LP
Website:	www.ahgp.com
Sector:	Metals & Mining
Number of ETFs Holding AHGP:	5 (see which ones)
Total Market Value Held by ETFs:	\$10,481,463
Total Market Capitalization:	\$3,095,000,000
% of Market Cap. Held by ETFs:	0.34%

AHGP Dividend History



TickerTech.com Mar 4, 2015

AHGP — 7.0% Yield

Alliance Holdings Group LP

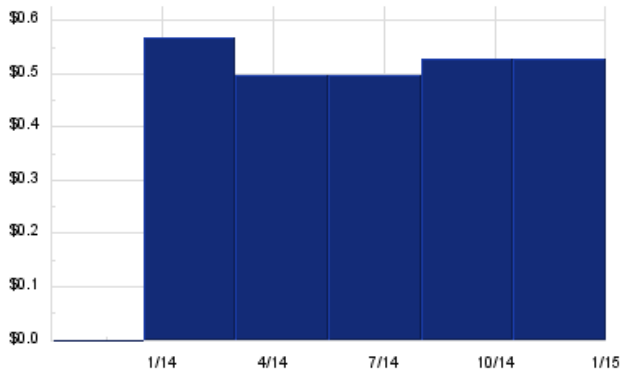


Alliance Holdings Group is a limited partnership. Co. owns 100% of the members' interest in Alliance Resource Management GP, LLC, the managing general partner of Alliance Resource Partners, L.P. (ARLP). Co., ARLP, and its subsidiaries (collectively, ARLP Partnership), produce and market coal primarily to U.S. utilities and industrial users. The ARLP Partnership's mining activities are conducted in three geographic regions: Illinois Basin, with mining operations located in western Kentucky, southern Illinois and southern Indiana; Central Appalachian, with mining operations located in eastern Kentucky; and Northern Appalachian, with mining operations located in Maryland and West Virginia.

OCIR — Key Stats

Name:	OCI Resources LP
Website:	www.ociresources.com
Sector:	Metals & Mining
Number of ETFs Holding OCIR:	2 (see which ones)
Total Market Value Held by ETFs:	\$135,548
Total Market Capitalization:	\$237,000,000
% of Market Cap. Held by ETFs:	0.06%

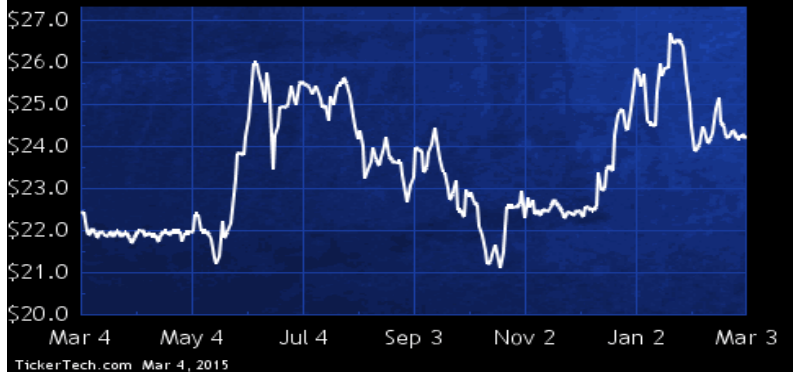
OCIR Dividend History



TickerTech.com Mar 4, 2015

OCIR — 8.8% Yield

OCI Resources LP

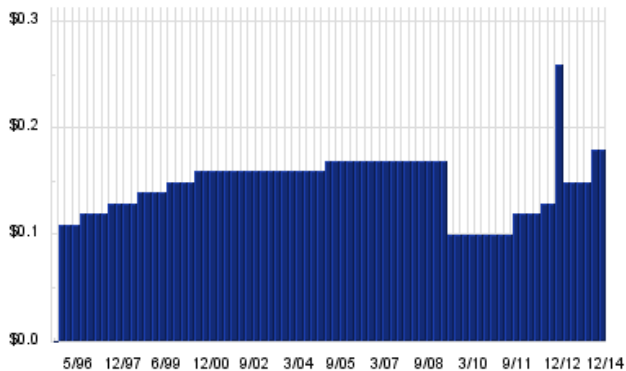


OCI Resources operates the trona ore mining and soda ash production business of its subsidiary, OCI Wyoming, L.P. (OCI Wyoming). Co. owns a controlling 40.98% general partner interest and 10.02% limited partner interest in OCI Wyoming. Trona is a soft mineral and consists primarily of sodium carbonate, or soda ash, sodium bicarbonate and water. Co. processes trona ore into soda ash, which is a raw material in flat glass, container glass, detergents, chemicals, paper and other consumer and industrial products. As of Dec 31 2013, Co. had estimated proven and probable reserves of approximately 263.1 million short tons of trona, which is equivalent to 143.3 million short tons of soda ash.

WOR — Key Stats

Name:	Worthington Industries, Inc.
Website:	www.worthingtonindustries.com
Sector:	Non-Precious Metals & Non-Metallic Mining
Number of ETFs Holding WOR:	46 (see which ones)
Total Market Value Held by ETFs:	\$99,991,691
Total Market Capitalization:	\$1,846,000,000
% of Market Cap. Held by ETFs:	5.42%

WOR Dividend History



TickerTech.com Mar 4, 2015

WOR — 2.7% Yield

Worthington Industries, Inc.

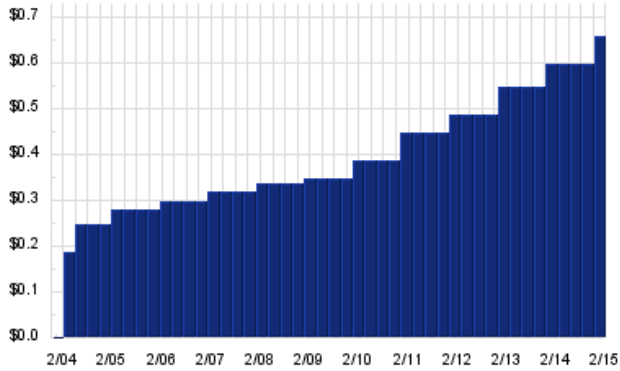


Worthington Industries is a metals manufacturing company, focused on steel processing and manufactured metal products. Co.'s operations include three business segments: Steel Processing, which consists of the Worthington Steel business unit, and includes Precision Specialty Metals, Inc., a stainless processor, and Spartan Steel Coating, LLC that operates a cold-rolled hot dipped galvanizing line; Pressure Cylinders, which consists of the Worthington Cylinders business unit and includes India-based Worthington Nitin Cylinders Limited that manufactures high-pressure steel cylinders; as well as Engineered Cabs, which consists of the Worthington Industries Engineered Cabs business unit.

CMP — Key Stats

Name:	Compass Minerals International Inc
Website:	www.compassminerals.com
Sector:	Metals & Mining
Number of ETFs Holding CMP:	51 (see which ones)
Total Market Value Held by ETFs:	\$158,689,700
Total Market Capitalization:	\$3,150,000,000
% of Market Cap. Held by ETFs:	5.04%

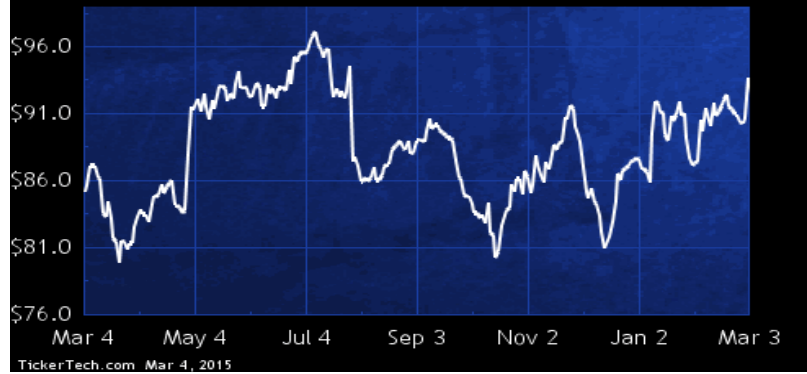
CMP Dividend History



TickerTech.com Mar 4, 2015

CMP — 2.9% Yield

Compass Minerals International Inc

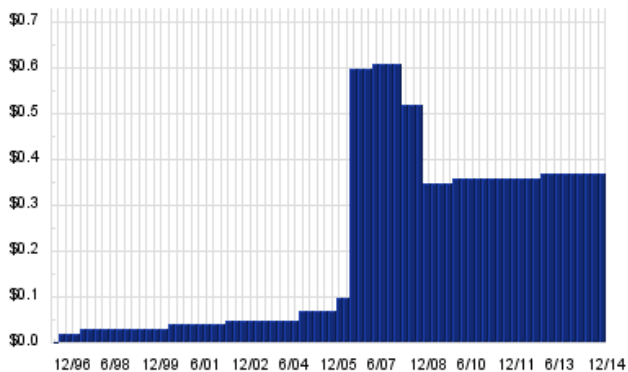


Compass Minerals International, through its subsidiaries, is a producer of minerals, including salt, sulfate of potash specialty fertilizer and magnesium chloride. Co. provides highway deicing salt to customers in North America and the U.K. and specialty fertilizer to growers and fertilizer distributors worldwide. Co. also produces and markets consumer deicing and water conditioning products, ingredients used in consumer and commercial food preparation, and other mineral-based products for consumer, agricultural and industrial applications. In the U.K., Co. operates a records management business utilizing excavated areas of its Winsford salt mine with two other locations in London, England.

NUE — Key Stats

Name:	Nucor Corp.
Website:	www.nucor.com
Sector:	Non-Precious Metals & Non-Metallic Mining
Number of ETFs Holding NUE:	73 (see which ones)
Total Market Value Held by ETFs:	\$886,683,276
Total Market Capitalization:	\$15,037,000,000
% of Market Cap. Held by ETFs:	5.90%

NUE Dividend History



TickerTech.com Mar 4, 2015

NUE — 3.2% Yield

Nucor Corp.

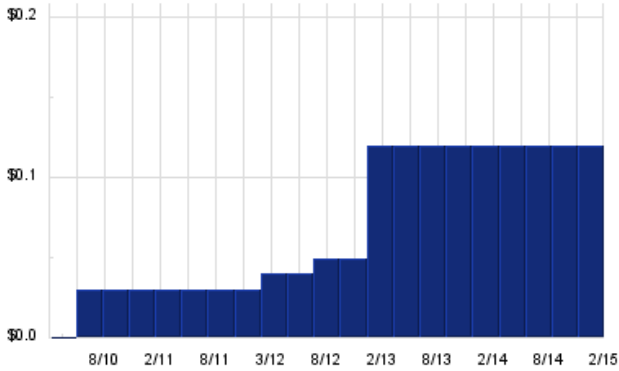


Nucor manufactures steel and steel products. Co. also produces direct reduced iron (DRI) for use in its steel mills. Through its The David J. Joseph Company subsidiary, Co. also processes ferrous and nonferrous metals and brokers ferrous and nonferrous metals, pig iron, hot briquetted iron and DRI. Co.'s primary markets are located in North America. Co.'s operations include several international trading companies that buy and sell steel and steel products manufactured by it and others. Co. reports its results in three segments: steel mills, steel products and raw materials.

PAAS — Key Stats

Name:	Pan American Silver Corp.
Website:	www.panamericansilver.com
Sector:	Precious Metals
Number of ETFs Holding PAAS:	7 (see which ones)
Total Market Value Held by ETFs:	\$115,406,685
Total Market Capitalization:	\$1,467,000,000
% of Market Cap. Held by ETFs:	7.87%

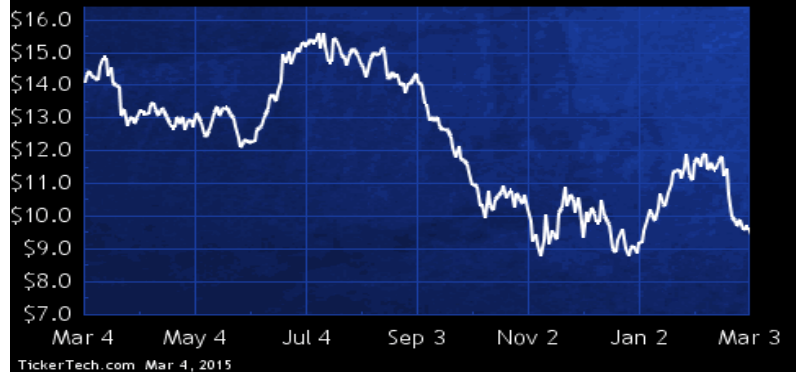
PAAS Dividend History



TickerTech.com Mar 4, 2015

PAAS — 5.3% Yield

Pan American Silver Corp.

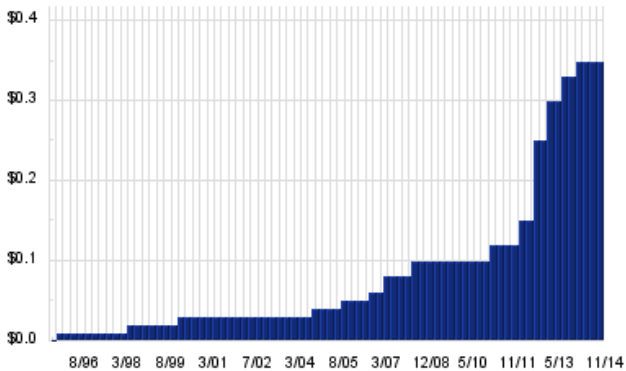


Pan American Silver is engaged in the production and sale of silver, gold and other base metals including copper, lead and zinc as well as other related activities, including exploration, extraction, processing, refining and reclamation. Co.'s primary product (silver) is produced in Peru, Mexico, Argentina and Bolivia. Additionally, Co. has project development activities in Peru, Mexico and Argentina, and exploration activities throughout South America and Mexico.

RS — Key Stats

Name:	Reliance Steel & Aluminum Co.
Website:	www.rsac.com
Sector:	Non-Precious Metals & Non-Metallic Mining
Number of ETFs Holding RS:	46 (see which ones)
Total Market Value Held by ETFs:	\$220,058,076
Total Market Capitalization:	\$4,453,000,000
% of Market Cap. Held by ETFs:	4.94%

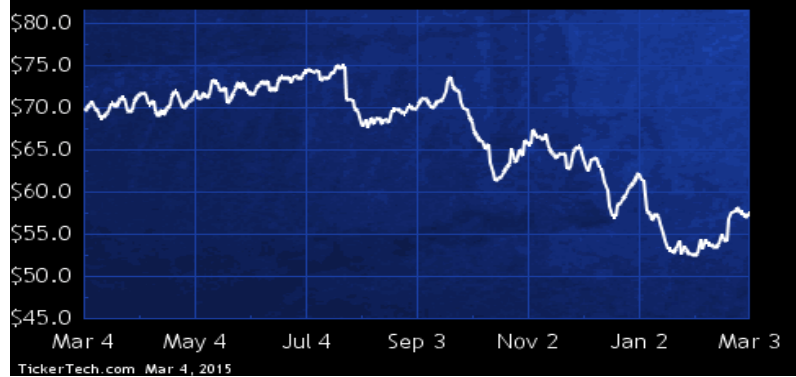
RS Dividend History



TickerTech.com Mar 4, 2015

RS — 2.8% Yield

Reliance Steel & Aluminum Co.



Reliance Steel & Aluminum is a metals service center company. Co.'s network of metals service centers operates in more than 290 locations in 39 states in the U.S., and in ten other countries (Australia, Belgium, Canada, China, Malaysia, Mexico, Singapore, South Korea, the United Arab Emirates and the U.K.). Through this network, Co. provides metals processing services and distributes metal products, including alloy, aluminum, brass, copper, carbon steel, stainless steel, titanium and steel products, to manufacturers and end-users in the general manufacturing, non-residential construction, transportation, aerospace, energy, electronics and semiconductor fabrication and related industries.



Nothing in Dividend Channel is intended to be investment advice, nor does it represent the opinion of, counsel from, or recommendations by BNK Invest Inc. or any of its affiliates, subsidiaries or partners. None of the information contained herein constitutes a recommendation that any particular security, portfolio, transaction, or investment strategy is suitable for any specific person. All viewers agree that under no circumstances will BNK Invest, Inc., its subsidiaries, partners, officers, employees, affiliates, or agents be held liable for any loss or damage caused by your reliance on information obtained. By visiting, using or viewing this site, you agree to the following [Full Disclaimer & Terms of Service](#). Video widget and dividend videos powered by Market News Video. Quote data delayed at least 20 minutes; [data powered by Ticker Technologies](#), and Mergent. [Contact Dividend Channel](#); [Meet Our Editorial Staff](#).