

## 10 Dividend Paying Metals Stocks

<http://www.metalschannel.com/>

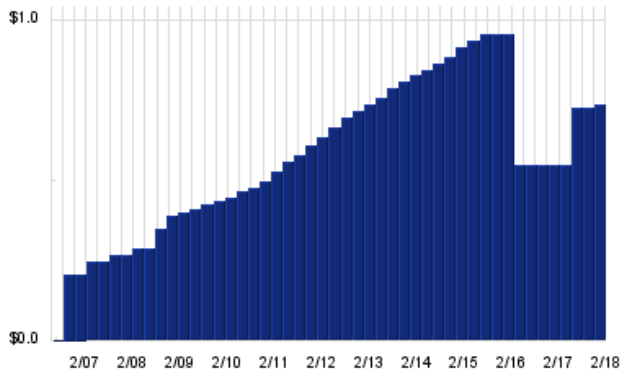
Metals Channel paired our coverage universe of metals stocks, with Dividend Channel's proprietary DividendRank formula, to bring you this list of 10 top ranked dividend paying metals stocks. The DividendRank formula considers a variety of data – dividend history & yield, book value, quarterly earnings – and compares it to the stock's trading data to come up with certain calculations about profitability and about the stock's valuation (whether we think it looks "cheap" or "expensive"). The result is this list of the top most "interesting" ideas that merit further research.



## AHGP — Key Stats

Name:	Alliance Holdings GP LP
Website:	<a href="http://www.ahgp.com">www.ahgp.com</a>
Sector:	Metals & Mining
Number of ETFs Holding AHGP:	5 (see which ones)
Total Market Value Held by ETFs:	\$21,683,649.24
Total Market Capitalization:	\$1,505,000,000
% of Market Cap. Held by ETFs:	1.44%

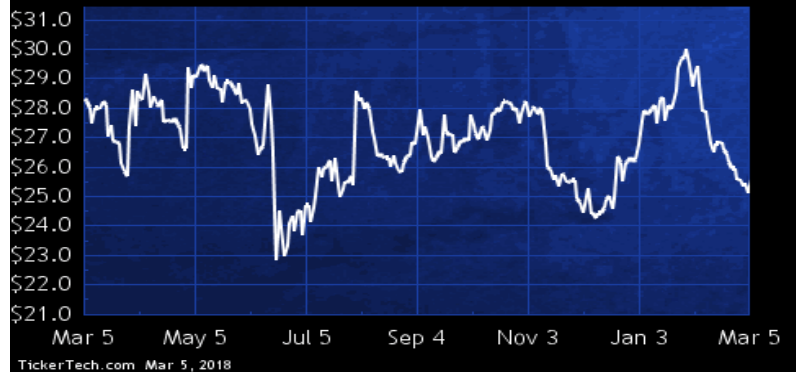
## AHGP Dividend History



TickerTech.com Mar 5, 2018

## AHGP — 11.6% Yield

### Alliance Holdings GP LP



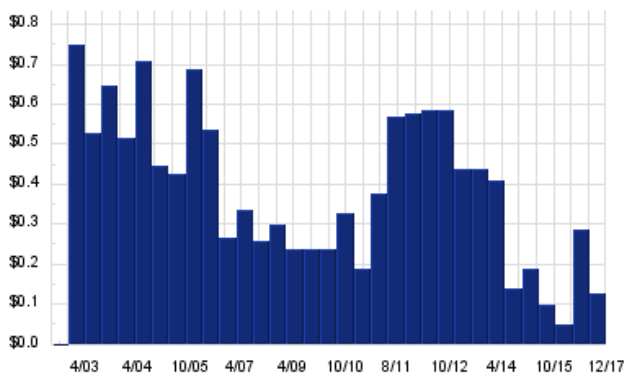
TickerTech.com Mar 5, 2018

Alliance Holdings Group is a limited partnership. Co. owns, directly and indirectly, 100.0% of the members' interest in Alliance Resource Management GP, LLC, the managing general partner of Alliance Resource Partners, L.P. (ARLP). ARLP and its subsidiaries (collectively referred to as the ARLP Partnership) produce and market coal primarily to U.S. utilities and industrial users. The ARLP Partnership's mining activities are conducted in two geographic regions referred to in the coal industry as the Illinois Basin and Appalachian regions. At Dec 31 2016, the ARLP Partnership had about 1.76 billion tons of coal reserves in Illinois, Indiana, Kentucky, Maryland, Pennsylvania and West Virginia.

## VALE — Key Stats

Name:	Vale SA
Website:	<a href="http://www.vale.com">www.vale.com</a>
Sector:	Non-Precious Metals & Non-Metallic Mining
Number of ETFs Holding VALE:	15 (see which ones)
Total Market Value Held by ETFs:	\$1,210,431,617
Total Market Capitalization:	\$43,208,000,000
% of Market Cap. Held by ETFs:	2.80%

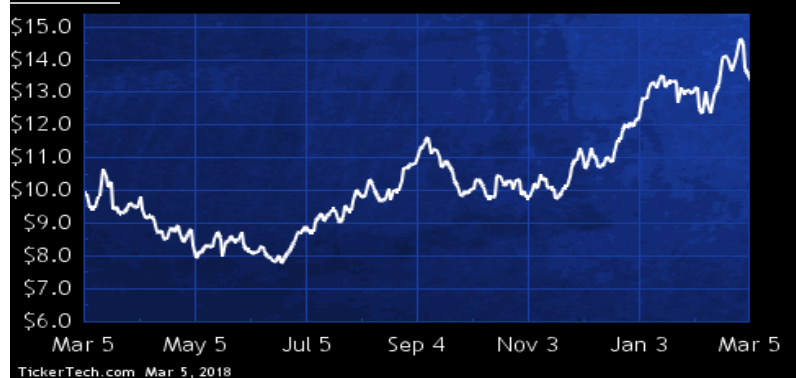
## VALE Dividend History



TickerTech.com Mar 5, 2018

## VALE — 2.2% Yield

### Vale SA



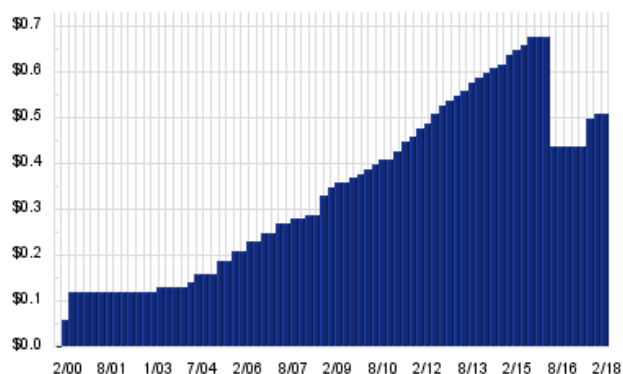
TickerTech.com Mar 5, 2018

Vale is a producer of iron ore and iron ore pellets, raw materials for steelmaking, and producer of nickel, which is used to produce stainless steel and metal alloys employed in the production of several products. Co. also produces manganese ore, ferroalloys, metallurgical and thermal coal, copper, platinum group metals ("PGMs"), gold, silver, cobalt, potash, phosphates and other fertilizer nutrients. Co. is engaged in greenfield mineral exploration in six countries around the globe. Co. operates in four segments: ferrous minerals, coal, base metals others.

## ARLP — Key Stats

Name:	Alliance Resource Partners LP
Website:	<a href="http://www.arlp.com">www.arlp.com</a>
Sector:	<a href="#">Metals &amp; Mining</a>
Number of ETFs Holding ARLP:	7 (see which ones)
Total Market Value Held by ETFs:	\$25,745,761.47
Total Market Capitalization:	\$2,317,000,000
% of Market Cap. Held by ETFs:	1.11%

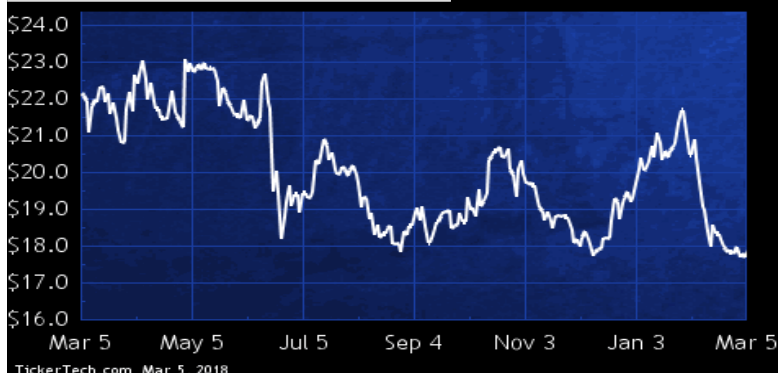
## ARLP Dividend History



TickerTech.com Mar 5, 2018

## ARLP — 11.4% Yield

### Alliance Resource Partners LP

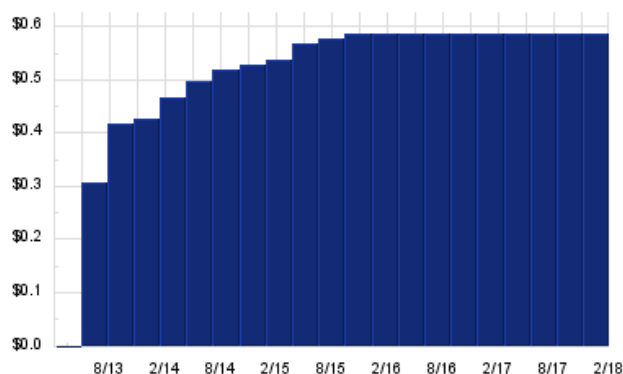


Alliance Resource Partners is a producer and marketer of coal to U.S. utilities and industrial users. Co. produces a range of steam coal with varying sulfur and heat contents. As of Dec 31 2016, Co. operated eight underground mining complexes in Illinois, Indiana, Kentucky, Maryland and West Virginia. Co. also operates a coal loading terminal on the Ohio River at Mt. Vernon, IN. Co.'s mining activities are conducted in two geographic regions referred to in the coal industry as the Illinois Basin and Appalachian regions. Also, at Dec 31 2016, Co. had approximately 1.76 billion tons of proven and probable coal reserves in Illinois, Indiana, Kentucky, Maryland, Pennsylvania and West Virginia.

## SXCP — Key Stats

Name:	SunCoke Energy Partners LP
Stock buyback:	<a href="#">SXCP buyback</a>
Website:	<a href="http://www.suncoke.com">www.suncoke.com</a>
Sector:	<a href="#">Metals Fabrication &amp; Products</a>
Number of ETFs Holding SXCP:	2 (see which ones)
Total Market Value Held by ETFs:	\$7,905,801
Total Market Capitalization:	\$890,000,000
% of Market Cap. Held by ETFs:	0.89%

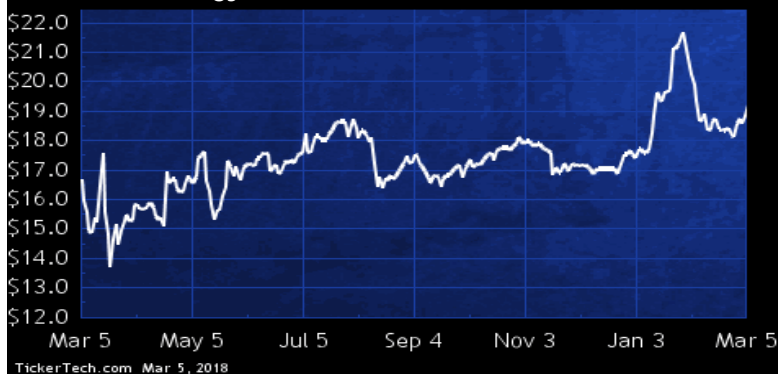
## SXCP Dividend History



TickerTech.com Mar 5, 2018

## SXCP — 12.3% Yield

### SunCoke Energy Partners LP

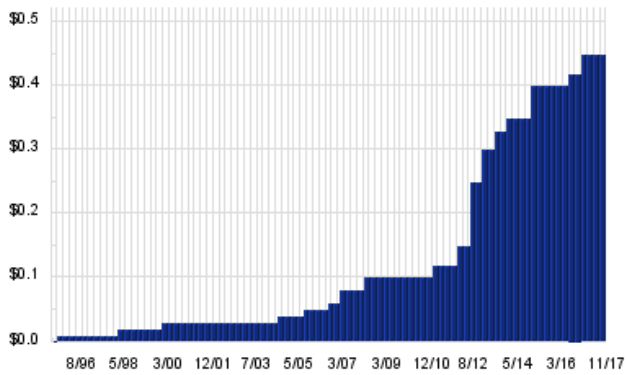


SunCoke Energy Partners primarily produces coke used in the blast furnace production of steel. Co. also provides coal handling and/or mixing services at its Coal Logistics terminals to steel, coke (including some of its domestic cokemaking facilities), electric utility and coal mining customers. Co. has two segments: Domestic Coke and Coal Logistics. Domestic Coke segment consists of Co.'s cokemaking and heat recovery operations located in Franklin Furnace, OH; Middletown, OH; and Granite City, IL. Coal Logistics segment consists of Co.'s coal handling and/or mixing service operations in Convent, LA; Ceredo and Belle, WV; and East Chicago, IN.

## RS — Key Stats

Name:	Reliance Steel & Aluminum Co.
Website:	<a href="http://www.rsac.com">www.rsac.com</a>
Sector:	Non-Precious Metals & Non-Metallic Mining
Number of ETFs Holding RS:	63 (see which ones)
Total Market Value Held by ETFs:	\$1,017,640,212
Total Market Capitalization:	\$6,759,000,000
% of Market Cap. Held by ETFs:	15.06%

## RS Dividend History



TickerTech.com Mar 5, 2018

## RS — 2.1% Yield

### Reliance Steel & Aluminum Co.

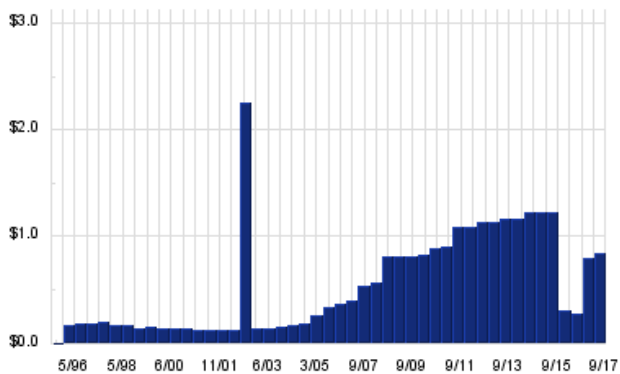


Reliance Steel & Aluminum is a metals service center company. Co. provides metals processing services and distributes a line of metal products, including alloy, aluminum, brass, copper, carbon steel, stainless steel, titanium and specialty steel products to customers in a range of industries, including general manufacturing, non-residential construction, transportation, aerospace and defense, energy, electronics and semiconductor fabrication, and heavy industry. Co. also services the auto industry, primarily through its toll processing operations. As of Dec 31 2016, Co.'s network of metals service centers operated more than 300 locations in 39 states in the U.S. and in 12 other countries.

## BHP — Key Stats

Name:	BHP Billiton Ltd
Website:	<a href="http://www.bhpbilliton.com">www.bhpbilliton.com</a>
Sector:	Non-Precious Metals & Non-Metallic Mining
Number of ETFs Holding BHP:	13 (see which ones)
Total Market Value Held by ETFs:	\$3,173,239,599.46
Total Market Capitalization:	\$28,249,000,000
% of Market Cap. Held by ETFs:	11.23%

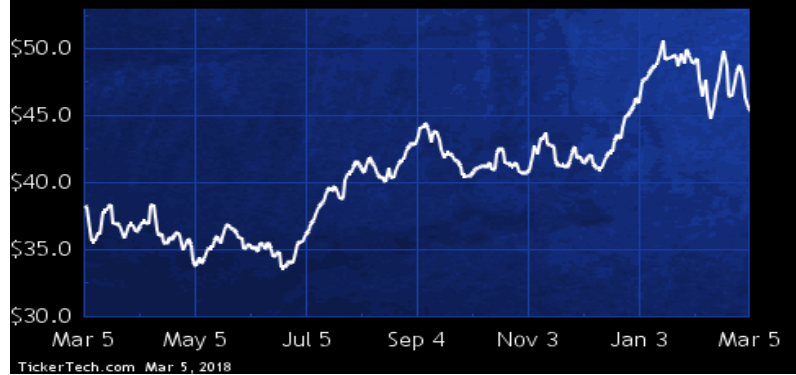
## BHP Dividend History



TickerTech.com Mar 5, 2018

## BHP — 4.8% Yield

### BHP Billiton Ltd

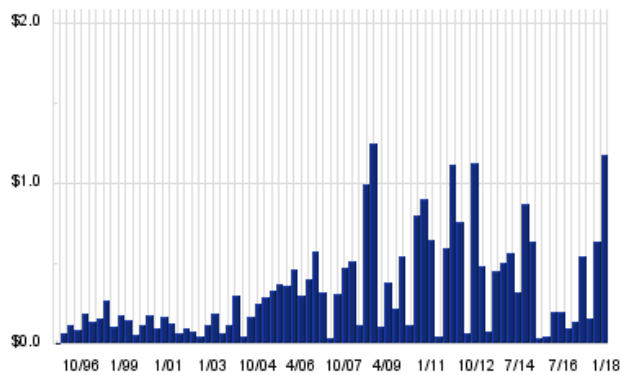


BHP Billiton is a global resources company. Co. operates under a Dual Listed Company (DLC) structure, which consists of the BHP Billiton Limited Group and the BHP Billiton Plc Group, operating as a single economic entity. As of June 30 2017, Co. operated four reportable segments: Petroleum, which is involved in the exploration, development and production of oil and gas; Copper, which is involved in the mining of copper, silver, lead, zinc, molybdenum, uranium and gold; Iron ore, which is involved in the mining of iron ore; and Coal, which is involved in the mining of metallurgical coal and thermal (energy) coal.

## MSB — Key Stats

Name:	Mesabi Trust
Website:	<a href="http://www.mesabi-trust.com">www.mesabi-trust.com</a>
Sector:	Non-Precious Metals & Non-Metallic Mining
Number of ETFs Holding MSB:	2 (see which ones)
Total Market Value Held by ETFs:	\$24,381
Total Market Capitalization:	\$365,000,000
% of Market Cap. Held by ETFs:	0.01%

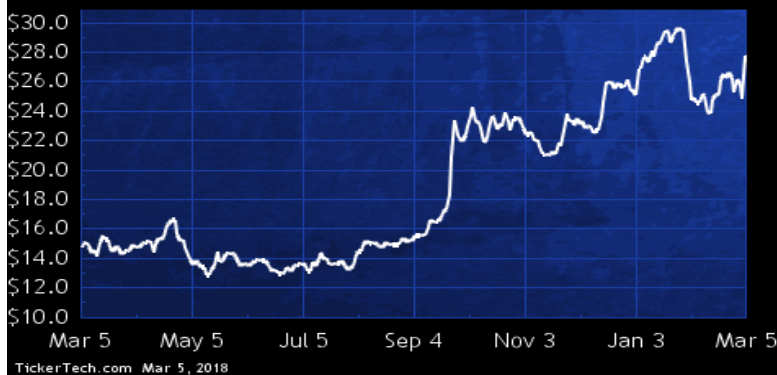
## MSB Dividend History



TickerTech.com Mar 5, 2018

## MSB — 17.2% Yield

### Mesabi Trust

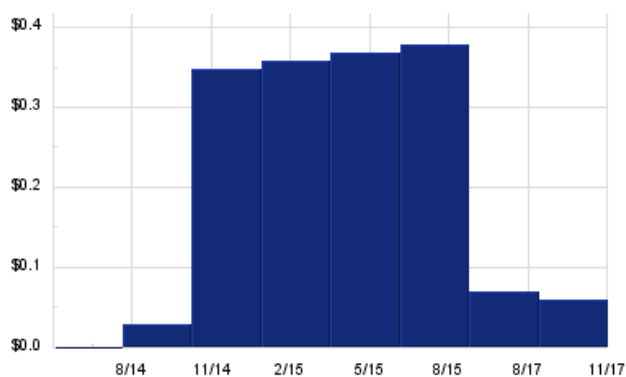


Mesabi Trust is a royalty trust that holds all of the interests formerly owned by Mesabi Iron Company. Co.'s principal assets consist of two different interests in certain properties in the Mesabi Iron Range: Co.'s interest as assignor in the Amended Assignment of Peters Lease and the Amended Assignment of Cloquet Lease, which together cover properties (the Peters Lease Lands and the Cloquet Lease Lands, respectively); and Co.'s ownership of the entire beneficial interest in the Mesabi Land Trust, which has a 20% interest as fee owner in the Peters Lease Lands and a 100% fee ownership in certain non-mineral-bearing lands adjacent to the Peters and Cloquet Lease Lands.

## FELP — Key Stats

Name:	Foresight Energy LP
Website:	<a href="http://www.foresight.com">www.foresight.com</a>
Sector:	Metals & Mining

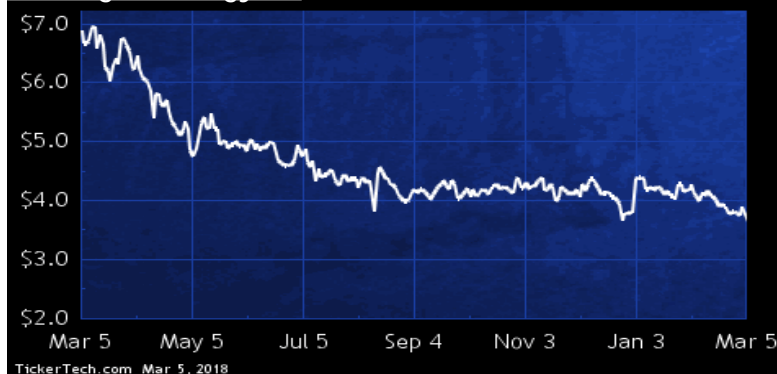
## FELP Dividend History



TickerTech.com Mar 5, 2018

## FELP — 6.7% Yield

### Foresight Energy LP

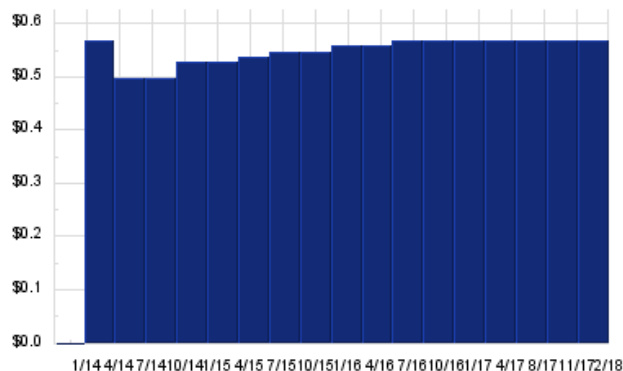


Foresight Energy is engaged in mining and marketing coal from reserves and operations located in the Illinois Basin. Co. controlled 2.1 billion tons of proven and probable coal in the state of Illinois at Dec 31 2016. As of Dec 31 2016, Co. owned four mining complexes where it can operate four longwall mines and one continuous miner operation. Co. markets and sells its coal primarily to electric utility and industrial companies in the eastern half of the U.S. and the international market. Co. sells the majority of its domestic tonnages to electric utilities with installed pollution control devices.

## CINR — Key Stats

Name:	Ciner Resources LP
Website:	<a href="http://www.ociresources.com">www.ociresources.com</a>
Sector:	Metals & Mining

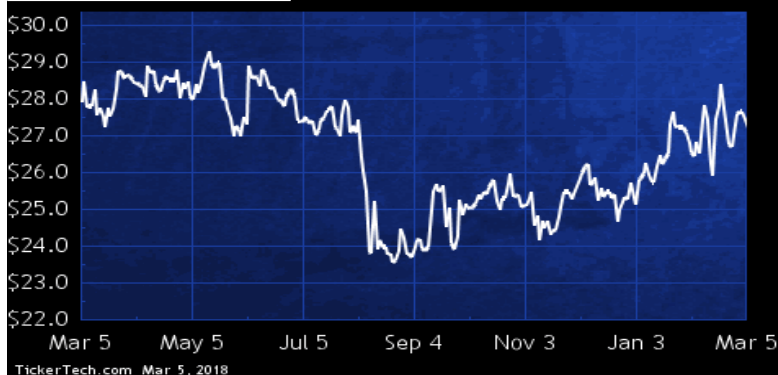
## CINR Dividend History



TickerTech.com Mar 5, 2018

## CINR — 8.3% Yield

### Ciner Resources LP



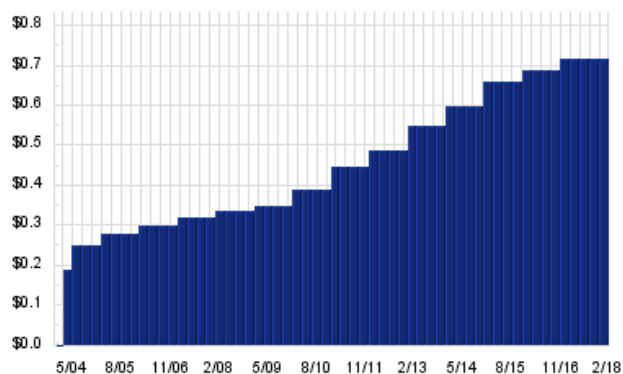
TickerTech.com Mar 5, 2018

Ciner Resources, as of Dec 31 2016, owned a controlling interest comprised of 51.0% membership interest in Ciner Wyoming LLC (Ciner Wyoming). Ciner Wyoming is a producer of soda ash, serving a global market from Co.'s facility in the Green River Basin of Wyoming. Trona, a soft mineral, is also known as sodium sesquicarbonate and consists primarily of sodium carbonate, or soda ash, sodium bicarbonate and water. Co. processes trona ore into soda ash, which is a raw material in flat glass, container glass, detergents, chemicals, paper, and other consumer and industrial products.

## CMP — Key Stats

Name:	Compass Minerals International Inc
Website:	<a href="http://www.compassminerals.com">www.compassminerals.com</a>
Sector:	Metals & Mining
Number of ETFs Holding CMP:	59 (see which ones)
Total Market Value Held by ETFs:	\$430,934,756
Total Market Capitalization:	\$2,042,000,000
% of Market Cap. Held by ETFs:	21.10%

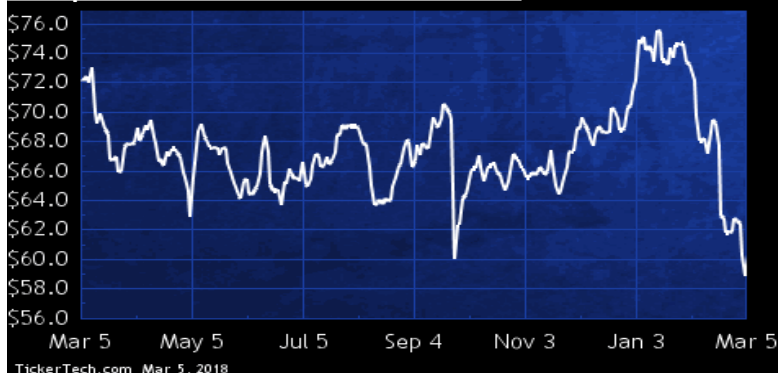
## CMP Dividend History



TickerTech.com Mar 5, 2018

## CMP — 4.8% Yield

### Compass Minerals International Inc



TickerTech.com Mar 5, 2018

Compass Minerals International is a holding company. Through its wholly owned subsidiaries, Co. is a provider of minerals, including salt, plant nutrition minerals, and chemicals. Co. has three reportable segments: Salt, which products include rock salt, mechanically evaporated salt, solar evaporated salt, brine magnesium chloride and flake magnesium chloride; Plant Nutrition North America, which includes sulfate of potash specialty fertilizer and micronutrients; and Plant Nutrition South America, which manufactures, distributes and markets an array of specialty plant nutrients and supplements developed and formulated from primary and secondary nutrients, micronutrients and biostimulants.



Nothing in Dividend Channel is intended to be investment advice, nor does it represent the opinion of, counsel from, or recommendations by BNK Invest Inc. or any of its affiliates, subsidiaries or partners. None of the information contained herein constitutes a recommendation that any particular security, portfolio, transaction, or investment strategy is suitable for any specific person. All viewers agree that under no circumstances will BNK Invest, Inc., its subsidiaries, partners, officers, employees, affiliates, or agents be held liable for any loss or damage caused by your reliance on information obtained. By visiting, using or viewing this site, you agree to the following [Full Disclaimer & Terms of Service](#). Video widget and dividend videos powered by Market News Video. Quote data delayed at least 20 minutes; [data powered by Ticker Technologies](#), and Mergent. [Contact Dividend Channel](#); [Meet Our Editorial Staff](#).