

## 10 Dividend Paying Metals Stocks

<http://www.metalschannel.com/>

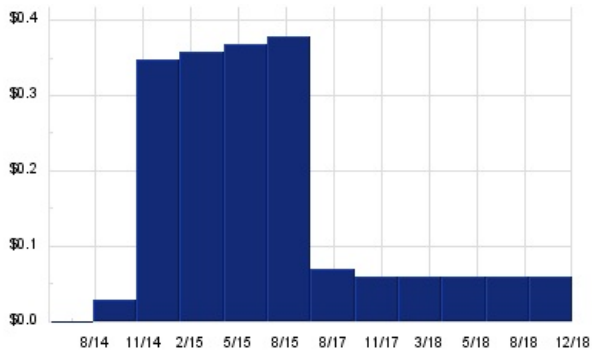
Metals Channel paired our coverage universe of metals stocks, with Dividend Channel's proprietary DividendRank formula, to bring you this list of 10 top ranked dividend paying metals stocks. The DividendRank formula considers a variety of data – dividend history & yield, book value, quarterly earnings – and compares it to the stock's trading data to come up with certain calculations about profitability and about the stock's valuation (whether we think it looks "cheap" or "expensive"). The result is this list of the top most "interesting" ideas that merit further research.



## FELP — KEY STATS

Name: Foresight Energy LP  
 Website: [www.foresight.com](http://www.foresight.com)  
 Sector: Metals & Mining

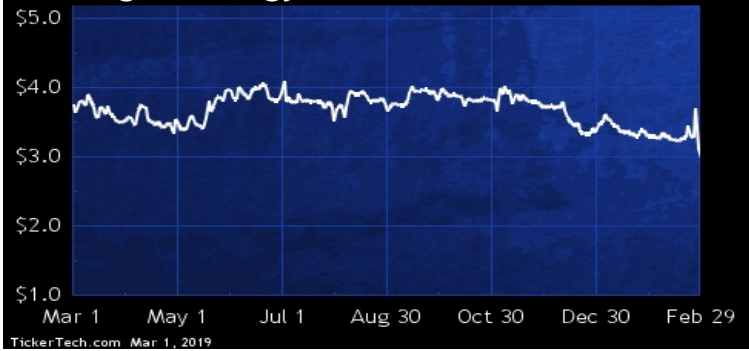
## FELP DIVIDEND HISTORY



TickerTech.com Mar 1, 2019

## FELP — 8.1% YIELD

### Foresight Energy LP

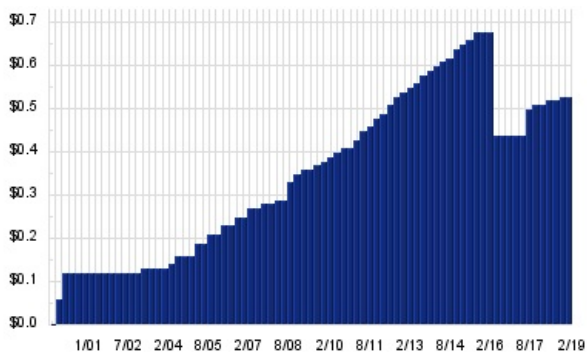


Foresight Energy is engaged in mining and marketing coal from reserves and operations located in the Illinois Basin. Co. controlled 2.1 billion tons of proven and probable coal in the state of Illinois at Dec 31 2017. As of Dec 31 2017, Co. owned four mining complexes where it can operate four longwall mines and one continuous miner operation. Co. markets and sells its coal primarily to electric utility and industrial companies in the eastern half of the U.S. and the international market. Co. sells the majority of its domestic tonnages to electric utilities with installed pollution control devices.

## ARLP — KEY STATS

Name: Alliance Resource Partners LP  
 Website: [www.arlp.com](http://www.arlp.com)  
 Sector: Metals & Mining  
 Number of ETFs Holding ARLP: 8 (see which ones)  
 Total Market Value Held by ETFs: \$29,926,351.47  
 Total Market Capitalization: \$2,515,000,000  
 % of Market Cap. Held by ETFs: 1.19%

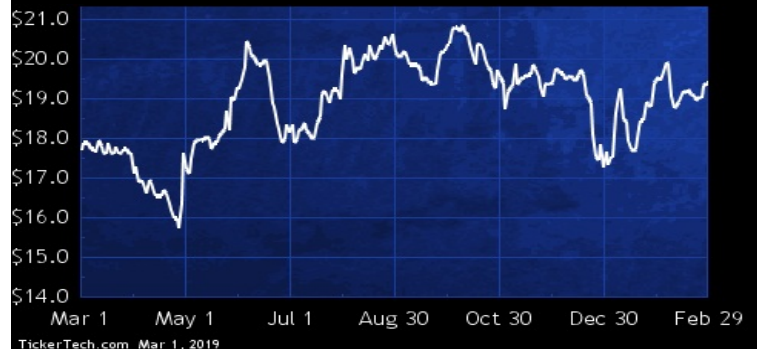
## ARLP DIVIDEND HISTORY



TickerTech.com Mar 1, 2019

## ARLP — 10.9% YIELD

### Alliance Resource Partners LP

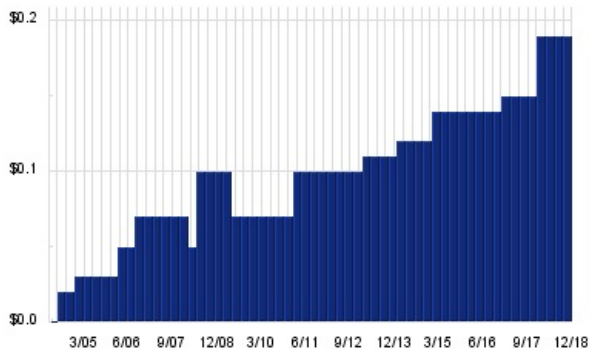


Alliance Resource Partners is a producer and marketer of coal to U.S. utilities and industrial users. Co. produces a range of steam coal with varying sulfur and heat contents. As of Dec 31 2016, Co. operated eight underground mining complexes in Illinois, Indiana, Kentucky, Maryland and West Virginia. Co. also operates a coal loading terminal on the Ohio River at Mt. Vernon, IN. Co.'s mining activities are conducted in two geographic regions referred to in the coal industry as the Illinois Basin and Appalachian regions. Also, at Dec 31 2016, Co. had approximately 1.76 billion tons of proven and probable coal reserves in Illinois, Indiana, Kentucky, Maryland, Pennsylvania and West Virginia.

## STLD — KEY STATS

Name:	Steel Dynamics Inc.
Stock buyback:	STLD buyback
Website:	<a href="http://www.steeldynamics.com">www.steeldynamics.com</a>
Sector:	Non-Precious Metals & Non-Metallic Mining
Number of ETFs Holding STLD:	61 ( <a href="#">see which ones</a> )
Total Market Value Held by ETFs:	\$606,437,482
Total Market Capitalization:	\$8,796,000,000
% of Market Cap. Held by ETFs:	6.89%

## STLD DIVIDEND HISTORY

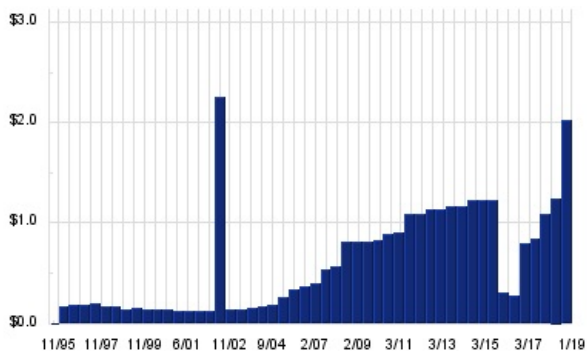


TickerTech.com Mar 1, 2019

## BHP — KEY STATS

Name:	BHP Group Ltd
Website:	<a href="http://www.bhpbilliton.com">www.bhpbilliton.com</a>
Sector:	Non-Precious Metals & Non-Metallic Mining
Number of ETFs Holding BHP:	7 ( <a href="#">see which ones</a> )
Total Market Value Held by ETFs:	\$6,347,567.46
Total Market Capitalization:	\$33,661,000,000
% of Market Cap. Held by ETFs:	0.02%

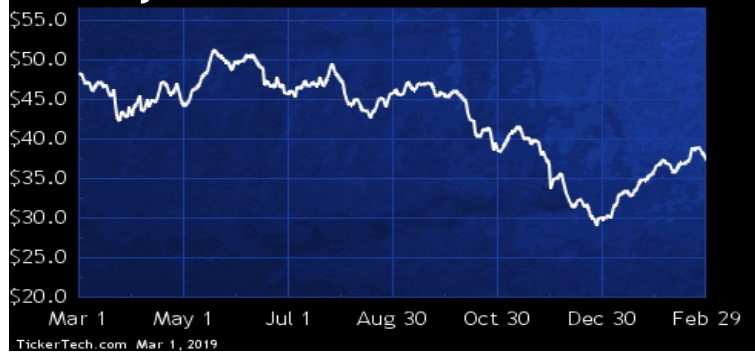
## BHP DIVIDEND HISTORY



TickerTech.com Mar 1, 2019

## STLD — 2.6% YIELD

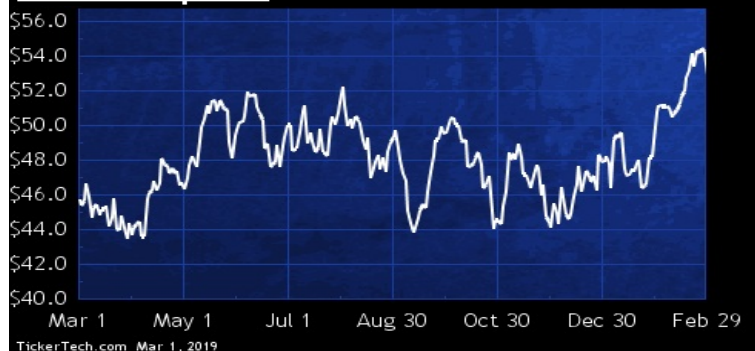
### Steel Dynamics Inc.



Steel Dynamics is a steel producers and metal recyclers. Co. manufactures and sells steel products, processes and sells recycled ferrous and nonferrous metals, and fabricates and sells steel joists and deck products. Co.'s segments are: Steel, which produce steel from ferrous scrap and scrap substitutes, utilizing casting, automated rolling mills and several downstream steel coating and bar processing lines, and its Iron Dynamics; metals recycling, which involve the purchase, processing, and resale of ferrous and nonferrous scrap metals into reusable forms and grades; and steel fabrication, which produces steel building components, including steel joists, girders, trusses, and steel deck.

## BHP — 4.2% YIELD

### BHP Group Ltd

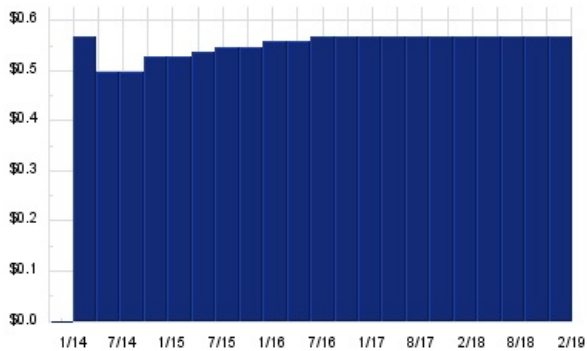


BHP Group is a global resources company. Co. operates under a Dual Listed Company (DLC) structure, which consists of the BHP Billiton Limited Group and the BHP Billiton Plc Group, operating as a single economic entity. As of June 30 2017, Co. operated four reportable segments: Petroleum, which is involved in the exploration, development and production of oil and gas; Copper, which is involved in the mining of copper, silver, lead, zinc, molybdenum, uranium and gold; Iron ore, which is involved in the mining of iron ore; and Coal, which is involved in the mining of metallurgical coal and thermal (energy) coal.

## CINR — KEY STATS

Name: Ciner Resources LP  
 Website: [www.ociresources.com](http://www.ociresources.com)  
 Sector: [Metals & Mining](#)

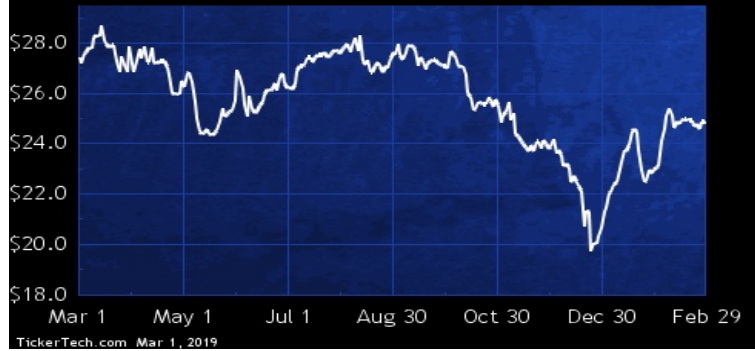
## CINR DIVIDEND HISTORY



TickerTech.com Mar 1, 2019

## CINR — 9.1% YIELD

### Ciner Resources LP

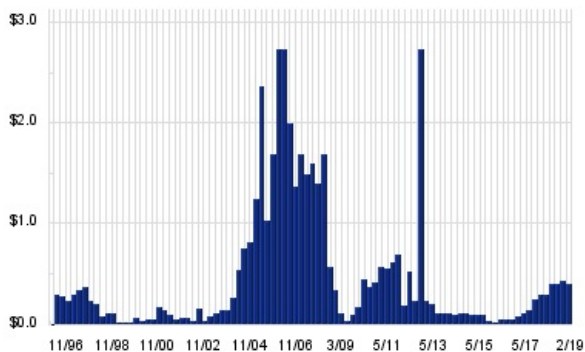


Ciner Resources, as of Dec 31 2017, owned a controlling interest comprised of 51.0% membership interest in Ciner Wyoming LLC (Ciner Wyoming). Ciner Wyoming is a producer of soda ash, serving a global market from Co.'s facility in the Green River Basin of Wyoming. Trona, a soft mineral, is also known as sodium sesquicarbonate and consists primarily of sodium carbonate, or soda ash, sodium bicarbonate and water. Co. processes trona ore into soda ash, which is a raw material in flat glass, container glass, detergents, chemicals, paper, and other consumer and industrial products.

## SCCO — KEY STATS

Name: Southern Copper Corp  
 Website: [www.southerncoppercorp.com](http://www.southerncoppercorp.com)  
 Sector: [Metals & Mining](#)  
 Number of ETFs Holding SCCO: 33 ([see which ones](#))  
 Total Market Value Held by ETFs: \$106,612,915.59  
 Total Market Capitalization: \$28,440,000,000  
 % of Market Cap. Held by ETFs: 0.37%

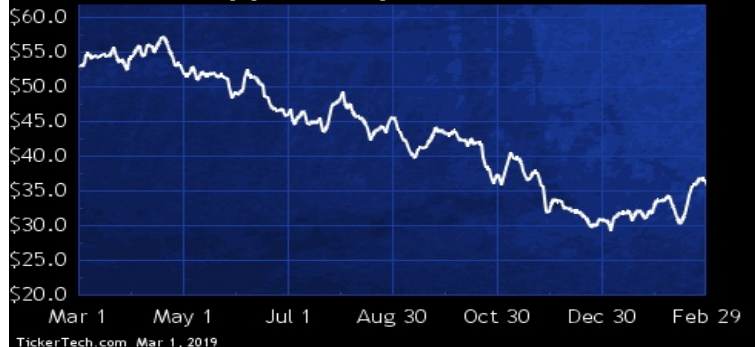
## SCCO DIVIDEND HISTORY



TickerTech.com Mar 1, 2019

## SCCO — 4.5% YIELD

### Southern Copper Corp

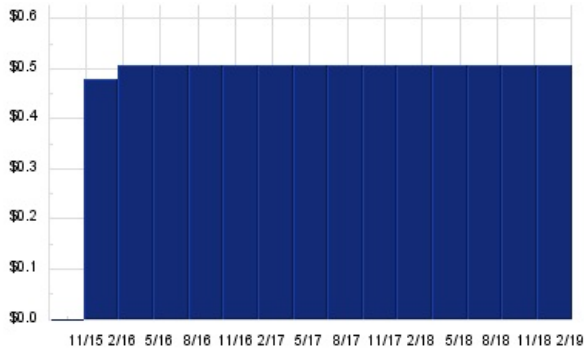


Southern Copper produces copper, molybdenum, zinc and silver. Co.'s mining, smelting and refining facilities are located in Peru and Mexico and Co. conducts its exploration activities in those countries and in Argentina, Chile and Ecuador. Co.'s Peruvian copper operations involve mining, milling and flotation of copper ore to produce copper concentrates and molybdenum concentrates; the smelting of copper concentrates to produce blister and anode copper; and the refining of anode copper to produce copper cathodes. Co.'s Mexican operations are conducted via its Minera Mexico S.A. de C.V. subsidiary, which engages in the mining and processing of copper, molybdenum, zinc, silver, gold and lead.

## CCR — KEY STATS

Name: CONSOL Coal Resources LP  
 Website: [www.ccrp.com](http://www.ccrp.com)  
 Sector: [Metals & Mining](#)

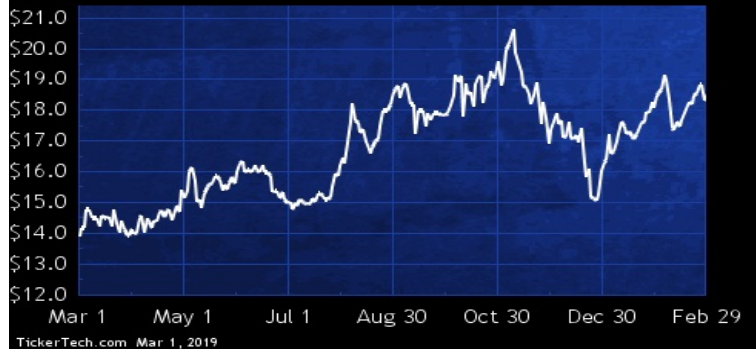
## CCR DIVIDEND HISTORY



TickerTech.com Mar 1, 2019

## CCR — 11.1% YIELD

### CONSOL Coal Resources LP

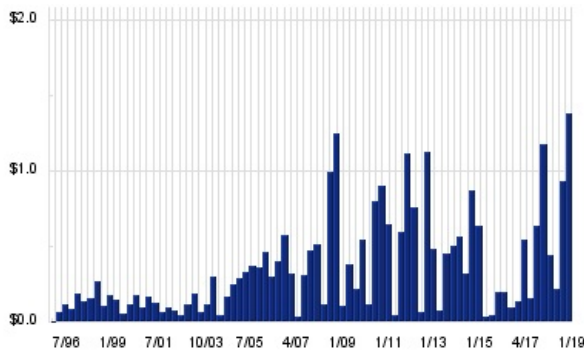


CONSOL Coal Resources manages and develops thermal coal operations in Pennsylvania. Co.'s assets includes an undivided interest in, and operational control over, CONSOL Energy Inc. Pennsylvania Mining Complex, which consisted of several underground mines and related infrastructure that produce high-British thermal units' coal that is sold primarily to electric utilities in the eastern U.S. Co. is a producer of high-Btu thermal coal in the Northern Appalachian Basin and the eastern U.S. The Pennsylvania Mining Complex includes the Bailey Mine, the Enlow Fork Mine and the Harvey Mine.

## MSB — KEY STATS

Name: Mesabi Trust  
 Website: [www.mesabi-trust.com](http://www.mesabi-trust.com)  
 Sector: [Non-Precious Metals & Non-Metallic Mining](#)  
 Number of ETFs Holding MSB: 1 ([see which ones](#))  
 Total Market Value Held by ETFs: \$243  
 Total Market Capitalization: \$404,000,000  
 % of Market Cap. Held by ETFs: 0.00%

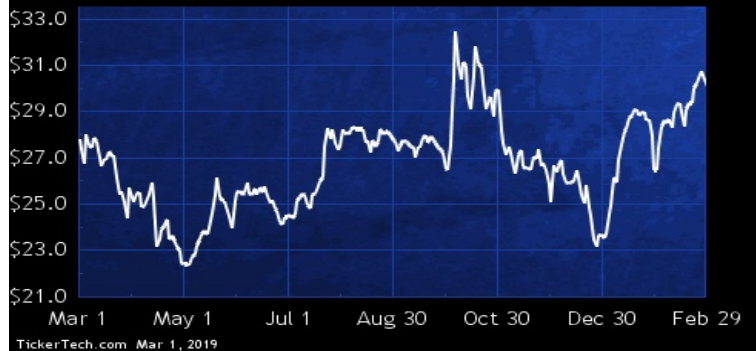
## MSB DIVIDEND HISTORY



TickerTech.com Mar 1, 2019

## MSB — 18.5% YIELD

### Mesabi Trust



Mesabi Trust is a trust that holds all of the interests formerly owned by Mesabi Iron Company. Co.'s principal assets consist of two different interests in certain properties in the Mesabi Iron Range: Co.'s interest as assignor in the Amended Assignment of Peters Lease and the Amended Assignment of Cloquet Lease in St. Louis County, MN; and Co.'s ownership of the entire beneficial interest in the Mesabi Land Trust, which has a 20% interest as fee owner in the Peters Lease Lands and a 100% fee ownership in certain non-mineral-bearing lands adjacent to the Peters and Cloquet Lease Lands.

## NUE — KEY STATS

Name:	Nucor Corp.
Stock buyback:	<a href="#">NUE buyback</a>
Website:	<a href="http://www.nucor.com">www.nucor.com</a>
Sector:	<a href="#">Non-Precious Metals &amp; Non-Metallic Mining</a>
Number of ETFs Holding NUE:	85 ( <a href="#">see which ones</a> )
Total Market Value Held by ETFs:	\$1,154,820,833
Total Market Capitalization:	\$19,169,000,000
% of Market Cap. Held by ETFs:	6.02%

## NUE DIVIDEND HISTORY

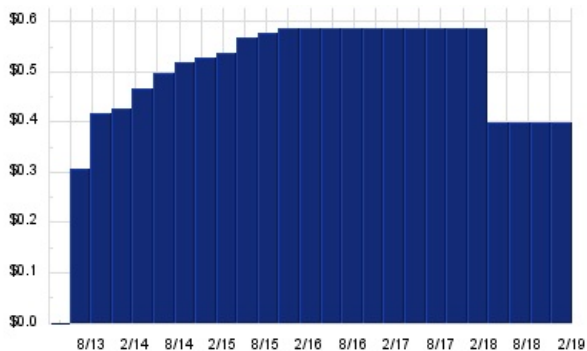


TickerTech.com Mar 1, 2019

## SXCP — KEY STATS

Name:	SunCoke Energy Partners LP
Stock buyback:	<a href="#">SXCP buyback</a>
Website:	<a href="http://www.suncoke.com">www.suncoke.com</a>
Sector:	<a href="#">Metals Fabrication &amp; Products</a>
Number of ETFs Holding SXCP:	1 ( <a href="#">see which ones</a> )
Total Market Value Held by ETFs:	\$1,851,067
Total Market Capitalization:	\$684,000,000
% of Market Cap. Held by ETFs:	0.27%

## SXCP DIVIDEND HISTORY





Nothing in Dividend Channel is intended to be investment advice, nor does it represent the opinion of, counsel from, or recommendations by BNK Invest Inc. or any of its affiliates, subsidiaries or partners. None of the information contained herein constitutes a recommendation that any particular security, portfolio, transaction, or investment strategy is suitable for any specific person. All viewers agree that under no circumstances will BNK Invest, Inc., its subsidiaries, partners, officers, employees, affiliates, or agents be held liable for any loss or damage caused by your reliance on information obtained. By visiting, using or viewing this site, you agree to the following [Full Disclaimer & Terms of Service](#). Video widget and dividend videos powered by Market News Video. Quote data delayed at least 20 minutes; data powered by Ticker Technologies, and Mergent. [Contact Dividend Channel](#); [Meet Our Editorial Staff](#).