

## 10 Dividend Paying Metals Stocks

<http://www.metalschannel.com/>

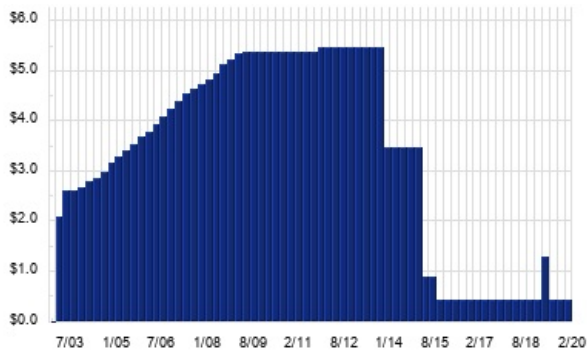
Metals Channel paired our coverage universe of metals stocks, with Dividend Channel's proprietary DividendRank formula, to bring you this list of 10 top ranked dividend paying metals stocks. The DividendRank formula considers a variety of data – dividend history & yield, book value, quarterly earnings – and compares it to the stock's trading data to come up with certain calculations about profitability and about the stock's valuation (whether we think it looks "cheap" or "expensive"). The result is this list of the top most "interesting" ideas that merit further research.



## NRP — KEY STATS

Name: Natural Resource Partners LP  
 Website: [www.nrplp.com](http://www.nrplp.com)  
 Sector: [Metals & Mining](#)

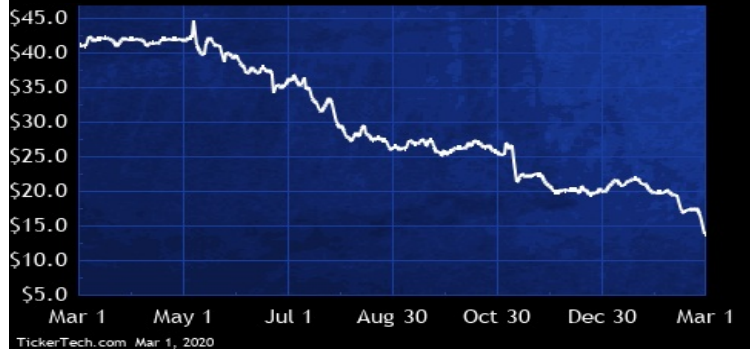
## NRP DIVIDEND HISTORY



TickerTech.com Feb 29, 2020

## NRP — 13.1% YIELD

### Natural Resource Partners LP

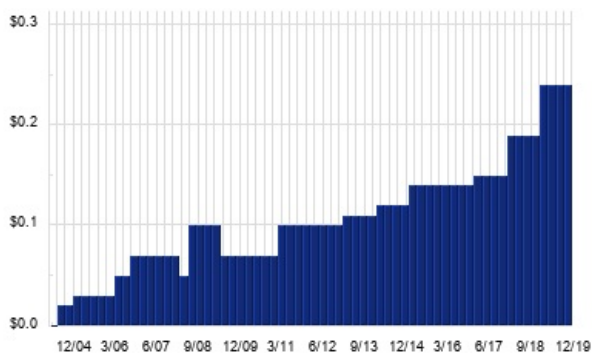


Natural Resource Partners owns, manages and leases a portfolio of mineral properties, including interests in coal, soda ash from trona and other natural resources. Co. has two segments: coal royalty and other, which consists primarily of coal royalty properties and coal related transportation and processing assets; and soda ash, which, via Ciner Resources LP, Co.'s operating partner, mines trona, processes it into soda ash, and distributes the soda ash both domestically and internationally into the glass and chemicals industries. Co.'s operations are conducted through its NRP (Operating) LLC subsidiary, and its operating assets are owned by its subsidiaries.

## STLD — KEY STATS

Name: Steel Dynamics Inc.  
 Stock buyback: [STLD buyback](#)  
 Website: [www.steeldynamics.com](http://www.steeldynamics.com)  
 Sector: [Non-Precious Metals & Non-Metallic Mining](#)  
 Number of ETFs Holding STLD: 75 ([see which ones](#))  
 Total Market Value Held by ETFs: \$818,540,648  
 Total Market Capitalization: \$6,002,000,000  
 % of Market Cap. Held by ETFs: 13.64%

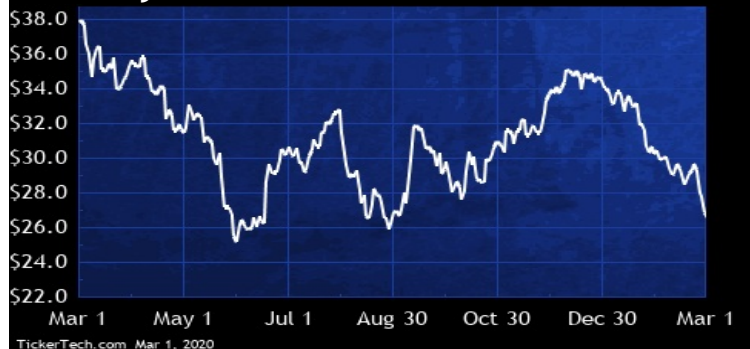
## STLD DIVIDEND HISTORY



TickerTech.com Mar 1, 2020

## STLD — 3.7% YIELD

### Steel Dynamics Inc.

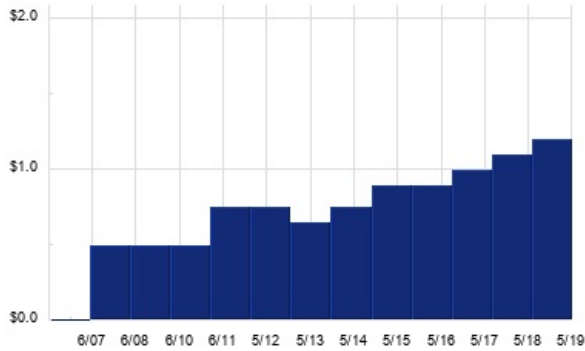


Steel Dynamics is a steel producer and metal recycler. Co. manufactures and sells steel products, processes and sells recycled ferrous and nonferrous metals, and fabricates and sells steel joists and deck products. Co.'s segments are: Steel, which produces steel from ferrous scrap and scrap substitutes, utilizing casting, automated rolling mills and several downstream steel coating and bar processing lines, and Iron Dynamics; metals recycling, which involves the purchase, processing, and resale of ferrous and nonferrous scrap metals into reusable forms and grades; and steel fabrication, which produces steel building components, including steel joists, girders, trusses, and steel deck.

## TX — KEY STATS

Name:	Ternium S A
Website:	<a href="http://www.ternium.com">www.ternium.com</a>
Sector:	<a href="#">Non-Precious Metals &amp; Non-Metallic Mining</a>
Number of ETFs Holding TX:	2 ( <a href="#">see which ones</a> )
Total Market Value Held by ETFs:	\$3,967,784
Total Market Capitalization:	\$37,019,000,000
% of Market Cap. Held by ETFs:	0.01%

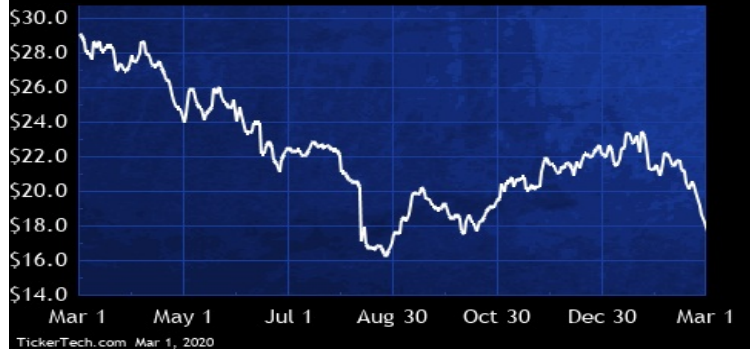
## TX DIVIDEND HISTORY



TickerTech.com Mar 1, 2020

## TX — 6.6% YIELD

### Ternium S A

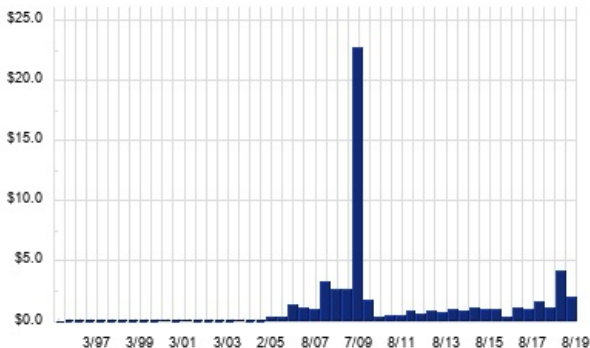


Ternium is a holding company. Co. is a flat steel producer. Co. operates through subsidiaries in Mexico, Brazil, Argentina, Colombia, the southern United States and Central America, which own regional manufacturing facilities, service center and distribution networks. Co. is organized into two reportable segments: Steel and Mining. The Steel segment includes the sales of steel products and other products like electricity and pig iron. The Mining segment includes the sales of iron ore products, which are primarily consumed internally.

## RIO — KEY STATS

Name:	Rio Tinto Plc
Website:	<a href="http://www.riotinto.com">www.riotinto.com</a>
Sector:	<a href="#">Metals &amp; Mining</a>
Number of ETFs Holding RIO:	8 ( <a href="#">see which ones</a> )
Total Market Value Held by ETFs:	\$6,649,335
Total Market Capitalization:	\$68,382,000,000
% of Market Cap. Held by ETFs:	0.01%

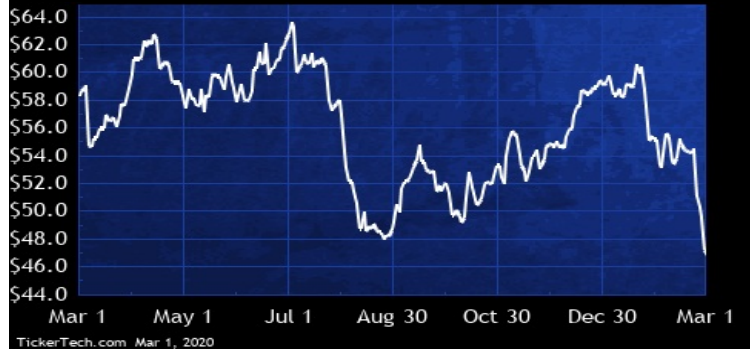
## RIO DIVIDEND HISTORY



TickerTech.com Feb 29, 2020

## RIO — 6.4% YIELD

### Rio Tinto Plc

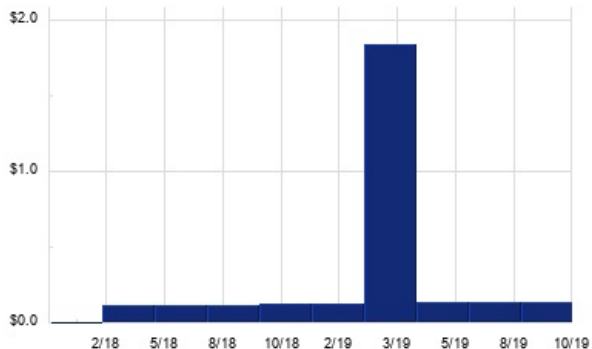


Rio Tinto is engaged in finding, mining and processing mineral resources. Co.'s major products are aluminium, copper, diamonds, gold, industrial minerals (borates, titanium dioxide and salt), iron ore and uranium. Co. operates through four product groups, Iron Ore, Aluminium, Copper & Diamonds, and Energy & Minerals.

## BTU — KEY STATS

Name:	Peabody Energy Corp (New)
Website:	<a href="http://www.peabodyenergy.com">www.peabodyenergy.com</a>
Sector:	<u>Metals &amp; Mining</u>
Number of ETFs Holding BTU:	37 (see which ones)
Total Market Value Held by ETFs:	\$59,399,246
Total Market Capitalization:	\$534,000,000
% of Market Cap. Held by ETFs:	11.12%

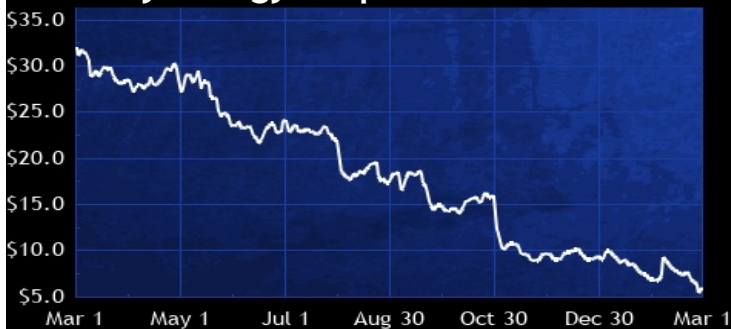
## BTU DIVIDEND HISTORY



TickerTech.com Mar 1, 2020

## BTU — 9.8% YIELD

### Peabody Energy Corp



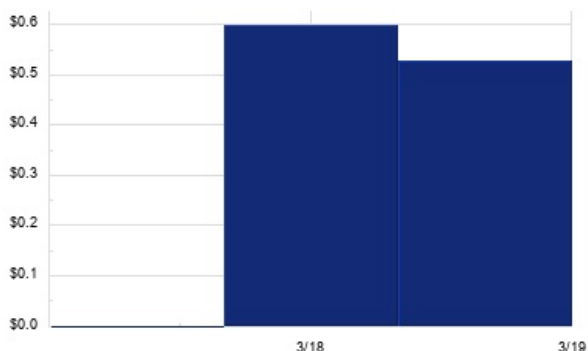
TickerTech.com Mar 1, 2020

Peabody Energy is a coal company, engaged in the mining of thermal coal for sale primarily to electric utilities and metallurgical coal for sale to industrial customers. Co. owns interests in several coal mining operations located in the U.S. and Australia. Co. has a majority interest in several of those mining operations and an equity interest in Middlemount Coal Pty Ltd. (Middlemount), which owns the Middlemount Mine in Queensland, Australia. In addition to its mining operations, Co. markets and brokers coal from other coal producers, both as principal and agent, and trade coal and freight-related contracts through trading and business offices in the U.S., Australia, China, and the U.K.

## NEXA — KEY STATS

Name:	Nexa Resources SA
Website:	<a href="http://www.nexaresources.com">www.nexaresources.com</a>
Sector:	<u>Metals Fabrication &amp; Products</u>
Number of ETFs Holding NEXA:	4 (see which ones)
Total Market Value Held by ETFs:	\$1,821,100
Total Market Capitalization:	\$1,040,000,000
% of Market Cap. Held by ETFs:	0.18%

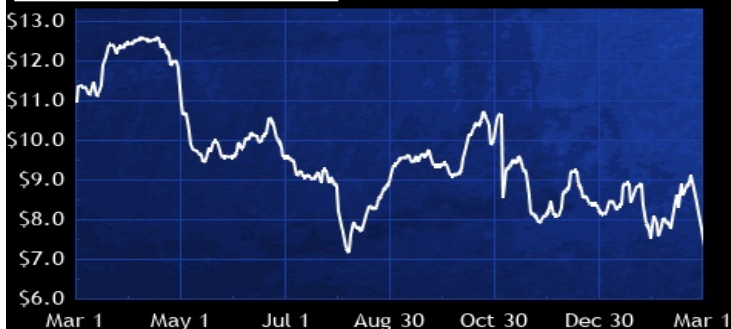
## NEXA DIVIDEND HISTORY



TickerTech.com Mar 1, 2020

## NEXA — 4.8% YIELD

### Nexa Resources SA



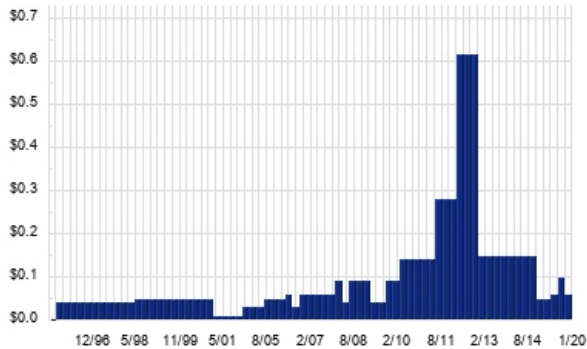
TickerTech.com Mar 1, 2020

Nexa Resources is a holding company. Through its subsidiaries, Co. is engaged as an integrated zinc producer. Co. operates and owns five long-life polymetallic mines, three located in the Central Andes of Peru and two located in the state of Minas Gerais in Brazil. Co. also owns a zinc smelter in Peru (Cajamarquilla) and two zinc smelters in Brazil (Tres Marias and Juiz de Fora), which produce metallic zinc, zinc oxide and by-products.

## CLF — KEY STATS

Name:	Cleveland-Cliffs Inc (New)
Stock buyback:	CLF buyback
Website:	<a href="http://www.cliffsnaturalresources.com">www.cliffsnaturalresources.com</a>
Sector:	Non-Precious Metals & Non-Metallic Mining
Number of ETFs Holding CLF:	52 ( <a href="#">see which ones</a> )
Total Market Value Held by ETFs:	\$320,315,593
Total Market Capitalization:	\$1,724,000,000
% of Market Cap. Held by ETFs:	18.58%

## CLF DIVIDEND HISTORY



TickerTech.com Mar 1, 2020

## ARLP — KEY STATS

Name:	Alliance Resource Partners LP
Website:	<a href="http://www.arlp.com">www.arlp.com</a>
Sector:	Metals & Mining
Number of ETFs Holding ARLP:	5 ( <a href="#">see which ones</a> )
Total Market Value Held by ETFs:	\$8,735,036.47
Total Market Capitalization:	\$882,000,000
% of Market Cap. Held by ETFs:	0.99%

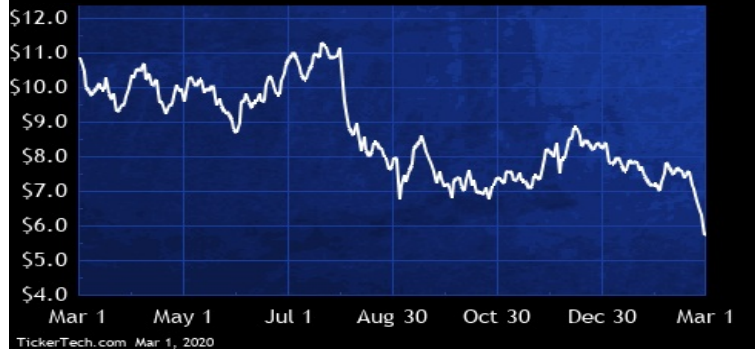
## ARLP DIVIDEND HISTORY



TickerTech.com Feb 29, 2020

## CLF — 4.2% YIELD

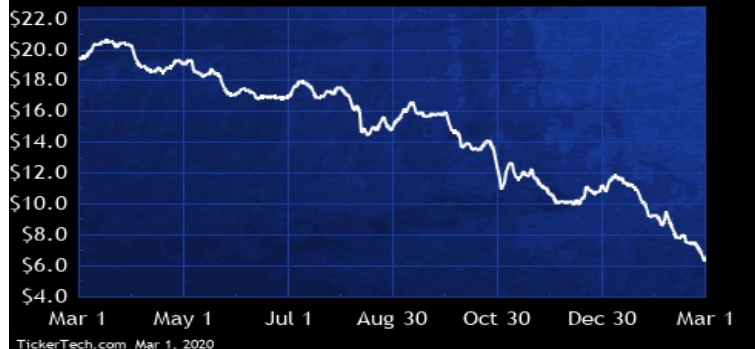
### Cleveland-Cliffs Inc



Cleveland-Cliffs is an iron ore mining company. Co. is a supplier of iron ore pellets to the North American steel industry from its mines and pellet plants located in Michigan and Minnesota. Co. is organized according to its differentiated products. Co. has two segments: Mining and Pelletizing, which Co. is a main producer of iron ore pellets, primarily selling production from its Mining and Pelletizing segment to integrated steel companies in the U.S. and Canada; and Metallica, which constructing a Hot Briquetted Iron (HBI) production plant, whereby HBI is an iron alternative to scrap that, when used as a feedstock, allows an Electric Arc Furnace to produce valuable grades of steel.

## ARLP — 25.4% YIELD

### Alliance Resource Partners LP

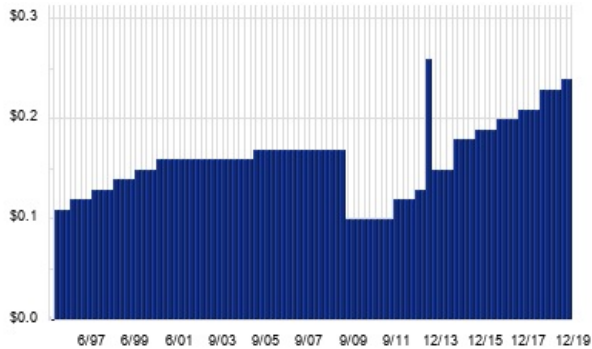


Alliance Resource Partners is a natural resource company. Co. is a coal producer in the eastern United States. Co. markets its coal production to main domestic and international utilities and industrial users. Co. has two reportable segments: Illinois Basin, which comprises of multiple operating segments, including operating mining complexes Webster County Coal's Dotiki mining complex, Gibson County Coal's mining complex, River View's mining complex and the Hamilton mining complex; and Appalachia, which comprises of multiple operating segments, including the Mettiki mining complex, the Tunnel Ridge mining complex, the MC Mining mining complex and the Penn Ridge property.

## WOR — KEY STATS

Name:	Worthington Industries, Inc.
Stock buyback:	<a href="#">WOR buyback</a>
Website:	<a href="http://www.worthingtonindustries.com">www.worthingtonindustries.com</a>
Sector:	<a href="#">Non-Precious Metals &amp; Non-Metallic Mining</a>
Number of ETFs Holding WOR:	53 ( <a href="#">see which ones</a> )
Total Market Value Held by ETFs:	\$209,011,635
Total Market Capitalization:	\$1,935,000,000
% of Market Cap. Held by ETFs:	10.80%

## WOR DIVIDEND HISTORY

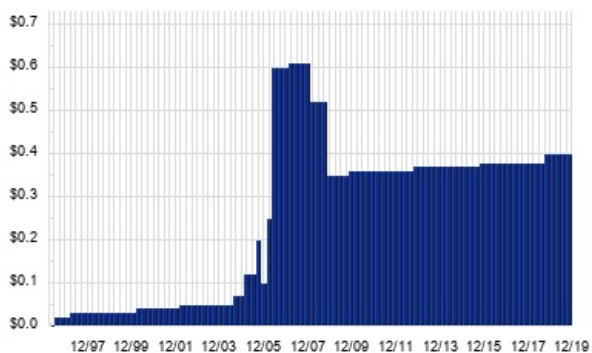


TickerTech.com Mar 1, 2020

## NUE — KEY STATS

Name:	Nucor Corp.
Stock buyback:	<a href="#">NUE buyback</a>
Website:	<a href="http://www.nucor.com">www.nucor.com</a>
Sector:	<a href="#">Non-Precious Metals &amp; Non-Metallic Mining</a>
Number of ETFs Holding NUE:	101 ( <a href="#">see which ones</a> )
Total Market Value Held by ETFs:	\$1,846,265,777
Total Market Capitalization:	\$13,241,000,000
% of Market Cap. Held by ETFs:	13.94%

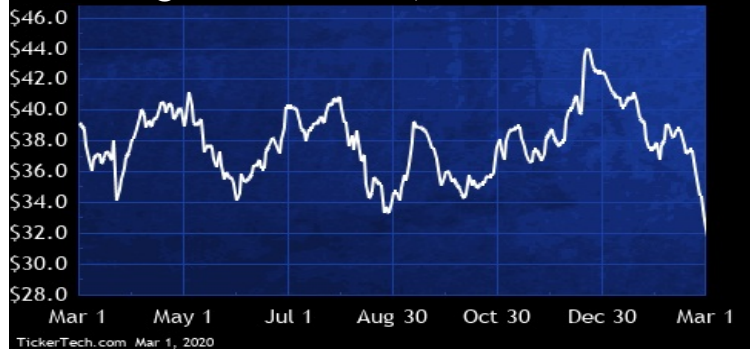
## NUE DIVIDEND HISTORY



TickerTech.com Feb 29, 2020

## WOR — 2.9% YIELD

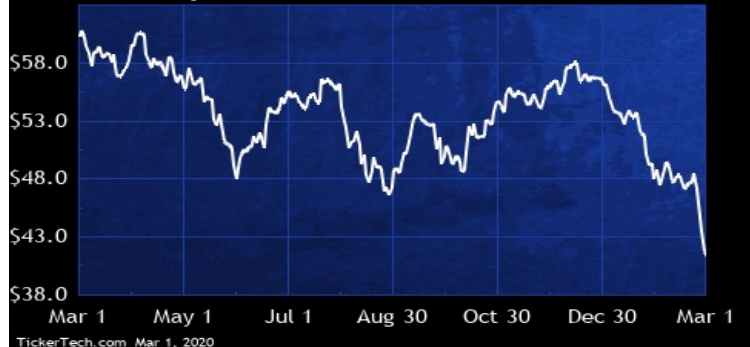
### Worthington Industries, Inc.



Worthington Industries is a metals manufacturing company, focused on steel processing and manufactured metal products. Co. operates three segments: Steel Processing, which buys coils of steel from integrated steel mills and mini-mills and processes them to customer specifications; Pressure Cylinders, which manufactures and sells filled and unfilled pressure cylinders, tanks, hand torches, well water and expansion tanks, and oil and gas equipment with accessories and related products for end-use market applications; and Engineered Cabs, which designs and manufactures custom-engineered open and enclosed cabs and operator stations and custom fabrications and packaging for mobile equipment.

## NUE — 3.9% YIELD

### Nucor Corp.



Nucor manufactures steel and steel products. Co.'s operations include international trading and sales companies that buy and sell steel and steel products. Co.'s segments are: steel mills, which produces sheet steel, plate steel, and structural steel, and bar steel; steel products, which produces hollow structural section steel tubing, electrical conduit, steel joists and joist girders, steel deck, cold finished steel, steel fasteners, metal building systems, and wire and wire mesh; and raw materials, which produces direct reduced iron (DRI), brokers ferrous and nonferrous metals, pig iron, hot briquetted iron and DRI, supplies ferro-alloys, and processes ferrous and nonferrous scrap metal.



Nothing in Dividend Channel is intended to be investment advice, nor does it represent the opinion of, counsel from, or recommendations by BNK Invest Inc. or any of its affiliates, subsidiaries or partners. None of the information contained herein constitutes a recommendation that any particular security, portfolio, transaction, or investment strategy is suitable for any specific person. All viewers agree that under no circumstances will BNK Invest, Inc., its subsidiaries, partners, officers, employees, affiliates, or agents be held liable for any loss or damage caused by your reliance on information obtained. By visiting, using or viewing this site, you agree to the following [Full Disclaimer & Terms of Service](#). Video widget and dividend videos powered by Market News Video. Quote data delayed at least 20 minutes; data powered by Ticker Technologies, and Mergent. [Contact Dividend Channel](#); [Meet Our Editorial Staff](#).